

COMMON WETLAND VEGETATION













Community Type:	Common Wetland Plants Within:
Shallow Open Water Communities	Pondweed, coontail, water lily, duckweed
Marshes <ul style="list-style-type: none"> Deep Marshes Shallow Marshes 	Cattail, giant reed grass, bulrush
Inland Fresh Meadows <ul style="list-style-type: none"> Sedge Meadows Fresh (Wet) Meadow Wet to Wet-Mesic Prairies Calcareous Fens 	Lake sedge, hummock sedge, Canada bluejoint grass, blue vervain, woolgrass, joe-pye weed, reed-canary grass, prairie cord grass, green bulrush
Bogs <ul style="list-style-type: none"> Open Bogs Coniferous Bogs 	Sphagnum moss, wiregrass sedge, tussock cotton-grass, leatherleaf, Labrador tea, bog cranberry, pitcher plant, sundew, black spruce, tamarack
Shrub Swamps <ul style="list-style-type: none"> Shrub-Carrs Alder Thickets 	Willows, dogwoods, elderberry, buckthorn, jewelweed, alder, ferns, marsh marigold, winterberry
Wooded Swamps <ul style="list-style-type: none"> Hardwood Swamps Coniferous Swamps 	Black ash, red maple, aspen, ferns, marsh marigold, white cedar
Floodplain Forests	Maples, elm, willows, cottonwood, nettle, box elder
Seasonally Flooded Basins	Smartweed

Source:

Eggers, Steve D., and Donald M. Reed. 1997. Wetland plants and communities of Minnesota and Wisconsin. U.S. Army Corps of Engineers, St. Paul District. Jamestown, ND: Northern Prairie Wildlife Research Center Online. <http://www.npwrc.usgs.gov/resource/plants/mnplant/index.htm> (Version 03SEP1998).

10 key non-wetland plants in Crow Wing County:

				
Bracken fern	Large Leaf Aster	Pennsylvania Sedge	Wild Sarsaparilla	Pine
				
Basswood	Paper Birch	Sugar Maple	Red Oak	Hazelnut

Questions??? Contact Land Services (218) 824-1010 or landservices@crowwing.us or www.crowwing.us