


CROW WING COUNTY


Snow Plowing Priority & Level of Service


Legend

 MnDOT Highway

Route Priority

 1 (ADT>5000)

 2 (500>ADT<5000)

 3 (ADT<500)

Priority 1

High traffic volume areas of high collection. Major connection routes of travel. More than 5000 cars a day.

Target: Single pass with the plow in each lane with salted or sanded hills, curves, intersections and stop signs within 6 hours of the snowfall's termination. Intermittent bare single wheel paths in each lane within 18 hours.

Priority 2

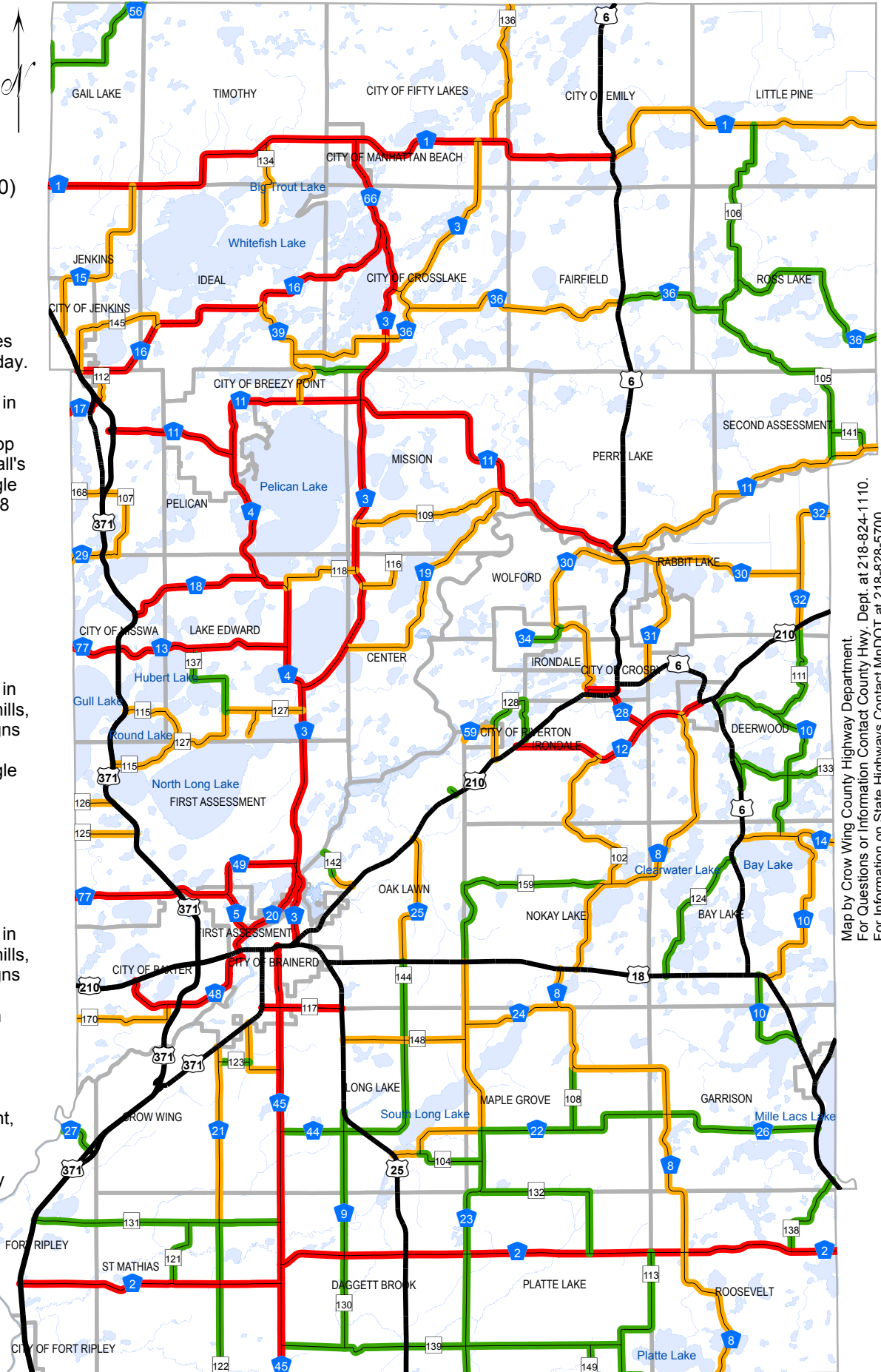
Areas of rural collection, moderate to high volume. Daily traffic counts between 5000 - 500 cars a day.

Target: Single pass with the plow in each lane with salted or sanded hills, curves, intersections and stop signs within 12 hours of the snowfall's termination. Intermittent bare single wheel paths in each lane within 48 hours.

Priority 3

Low volume traffic counts. Less than 500 cars a day.

Target: Single pass with the plow in each lane with salted or sanded hills, curves, intersections and stop signs within 18 hours of the snowfall's termination. Snow compaction on gravel roads shall be expected. Sanding may take place at the operator's discretion. The County Highway Department can not ensure intermittent bare pavement, but will salt or sand hills, curves, intersections and stop signs on blacktop roads. Gravel roads may not be plowed after each snow event to protect the gravel surface from being plowed off.



Map by Crow Wing County Highway Department.
For Questions or Information Contact County Hwy. Dept. at 218-824-1110.
For Information on State Highways Contact MnDOT at 218-828-5700.