


CROW WING COUNTY

Capital Improvements Plan

2013-2018



Prepared by the offices of the County Auditor-Treasurer and County Administrator

TABLE OF CONTENTS

<u>CONTENTS</u>	<u>PAGE</u>
I. CAPITAL PLAN INSTRUCTIONS	1 – 6
II. SUMMARY BY COUNTYWIDE GROUPING	7
III. COUNTYWIDE GROUPING BY YEAR	8 – 14
IV. SUMMARY BY FUND	15
V. FUNDING SOURCES BY YEAR	16 – 22
VI. SUMMARY BY DEPARTMENT	23
VII. DEPARTMENT DETAIL LISTING	24 – 25
VIII. PROJECT REQUEST FORMS	26 – 93
IX. HIGHWAY INFRASTRUCTURE PLAN 2012 – 2016	1 – 39

2013 – 2018 Capital Improvements Plan

Introduction

The Crow Wing County Capital Improvements plan (CIP) is a multi-year guide to the construction and/or improvement of county roads and facilities and the acquisition of capital equipment. Through the process of preparing and updating a capital improvements plan, the county meets the need for orderly maintenance of the physical assets of the county. This CIP is intended to serve as a planning tool and is structured to present meaningful long-range perspective of the county's long-range capital needs.

Minnesota Statutes, Section 373.40, allows counties to plan and finance the “acquisition and betterment of public lands, buildings, and other improvements within the county for the purpose of a county courthouse, administrative building, health and social service facility, correctional facility, jail, law enforcement center, hospital, morgue, library, park, qualified indoor ice arena, and road and bridges.” The law requires that a Capital Improvements Plan be prepared which must cover at least a five-year period beginning with the date of the plan adoption. The CIP must set forth:

- 1) The estimated schedule, timing and details of specific capital improvements;
- 2) Estimated cost of the capital improvements identified;
- 3) The need for the improvements; and
- 4) The sources of revenues needed to pay for the improvements.

Approval of the CIP and annual amendments must be approved by the County Board after a noticed public hearing.

The Crow Wing County Capital Improvements Plan has been created in accordance with the guidelines of Minnesota Statutes, Section 373.40. The CIP covers all public improvement and building projects for a six-year period. The first year of the CIP represents the current year's capital budget. The remaining five-years of the CIP are used to identify needed capital projects and to coordinate the financing and timing of these projects. CIP projects require a total expenditure of at least \$5,000 and must provide for or extend the useful life of the asset at least 5 years. While cost estimates and proposed funding sources are identified for each general improvement area, the CIP is not intended to provide a detailed or complete financing plan for each project. As the county prepares to undertake individual projects, the County Board will consider a specific funding source.

The CIP will be revised and updated on a periodic basis during the future budget cycles. Changes to the priorities established in the plan should be expected. Changes can be caused by reductions in funding levels, project delays due to price fluctuations, opportunities for grants or other aids, delays in obtaining construction permits or necessary approvals, emergency needs or simply changes in community preferences.

CIP Policy Overview

In adopting the capital improvements plan, the county finds:

- 1) The projects contained in the capital improvements plan are necessary to maintain the existing infrastructure of the county and to properly provide for the health, safety and general well being of its residents.
- 2) The proposed projects provide an adequate response to anticipated service demands in each area of operation.
- 3) The county has considered the costs of the projects and the available financial resources and has determined that the projects are within the financial ability of the county. Further, the county has determined that failure to undertake the CIP will create a greater financial burden through higher service cost alternatives and increased costs of future project options.
- 4) The public improvement projects will result in lower operating costs by avoiding maintenance expense and by providing public services in a cost effective manner. The projects have been designed to keep operating costs at a minimum.
- 5) The county has thoroughly reviewed the alternatives for undertaking the applicable projects through shared facilities with other counties or units of government. All of the proposed public facilities are an integral part

of the services provided by Crow Wing County. Crow Wing County will participate in shared facility options when such options are found to be either efficient or cost effective.

- 6) The CIP is designed to make the most effective use of all financial resources available to the county, including fund reserves, current budgeted revenues, grants, and borrowing. The county's goal is to strike a reasonable balance among all of its resources. The debt proposed in the CIP is within the statutory and financial capacity of the county. It will be difficult for the county to meet its public facility's needs in a timely manner without incurring debt. The county will structure all necessary debt in a manner that makes the best use of its financial resources and minimizes the impacts on county residents.
- 7) In preparing the CIP, the county has considered the impacts on operating costs. Projects are designed to keep the increases in operating costs to a minimum. Increases in operating costs are balanced with the overall need to provide the improvement.
- 8) The majority of the projects in the CIP are financed without incurring debt. For those projects utilizing debt, borrowing is needed to provide the improvement in a timely manner and to spread the financial impacts over a period of years. These objectives outweigh the increase in county or overlapping indebtedness.

Impact on Operating Budgets

The State of Minnesota occasionally imposes property tax levy limits on local government. For that reason, any new projects and all capital equipment purchases have been approved by the County Board on the premise that there will be little or no impact on operating budgets. Funding for capital improvements projects, capital equipment and various repair projects is provided within existing levy, and special levy outside of levy limits for debt service relating to capital improvements included in the six year capital improvements plan or reserves.

Most CIP projects are replacement and improvement projects. These projects should help improve operating efficiencies and offset increased costs for operations and repairs. By continuing an ongoing equipment replacement schedule, departmental operating budgets will not need to fund replacement of this equipment. Replacing equipment on a scheduled basis also results in reduced maintenance costs of the old equipment and can provide enhanced performance due to new equipment technology. Completion of scheduled building improvements will extend the lives of the buildings. Providing funds for building improvements annually will enable capital improvements to be scheduled as needed, over time, rather than waiting for an emergency situation which will cost more to correct.

Types of CIP Long-Term Financing

Most of the projects contained in the CIP can be funded through current property tax levy, fund balance, grants & aids, internal borrowing and reserves. Bonding is always an option for the county both in times that levy limits are imposed and for new facilities or major capital improvements. Crow Wing County will always review all other funding sources before bonding. Listed below are the types of bonds available to the county:

General Obligation Bonds Authorized by Special Election: Minnesota Statutes, Chapter 475, allows general obligation bonds to be issued for building purposes in an amount up to the county's debt limit. This requires a vote of the public and must be approved by one vote more than 50% of those voting. The tax for debt service is spread on the basis of market value (rather than net tax capacity, as all other options require).

Capital Improvement Plan/Bonds: Minnesota Statutes, Chapter 373.40, allows counties to issue general obligation bonds for purposes defined in the Capital Improvement Plan. The adoption of this capital improvements plan is the first step in gaining the authority to issue these bonds. Once the CIP has been approved, the county must hold a public hearing on its plans to issue bonds. The decision to issue capital improvement bonds is subject to "reverse referendum". The county may issue the bonds unless a petition requesting a referendum signed by voters equal to 5% of the votes cast in the most recent general election is filed with the county auditor within 30 days following the public hearing.

Jail Bonds: Minnesota Statutes, Section 641.23, allows the county to issue general obligation bonds authorized by Board resolution with project approval by the Commissioner of Corrections. These bonds may be issued for jail and other law enforcement facilities. Jail/law enforcement facility financing may also be accomplished under Minnesota Statutes, Section 641.24, with the bonds of a city within the county or a county housing and redevelopment authority that are backed by a general obligation lease-purchase agreement. The city or authority enters into a lease purchase agreement with the county, and the county (as lessee) makes payments over a period of time to the lessor in an amount sufficient to cover the bond principle and interest. Annual rentals may not exceed one-tenth of one percent of market value.

Other Financing Options: Minnesota Statutes, Chapter 373, allows counties to issue general obligation Capital Notes to finance road construction, public safety, medical, and data processing equipment. There is also special authority when approved by the Statewide Radio Board to issue either capital notes or CIP bonds under Minnesota Statute, Section 373.47, for public safety communication system infrastructure and equipment for use on a statewide or shared radio system. For state aid road improvements, State aid payments can be pledged to retire general obligation bonds (M.S. Chapter 162).

Statutory Debt Limit

Minnesota counties have a debt limit equal to 3% of the taxable market value. This statutory limit applies to (1) general obligation bonds expected to be paid entirely from property taxes (not, for instance, to bonds which may have special assessments and/or revenues pledged to their payment) and (2) to lease purchase financing which is more than \$1,000,000 in size.

The calculation of Crow Wing County's debt limit is as follows:

Market value of taxable property	\$11,189,135,100
Times 3%	<u> x .03 </u>
Gross debt limit	\$ 335,674,053
Less: net general obligation bonds outstanding	<u> - 36,501,674 </u>
Available debt limit	\$ 299,172,379

The CIP Process

The process begins with the distribution of instructions to department heads. Department heads fill out project requests to be considered for the current year capital budget and the next five-year CIP period. In the future, each department head is responsible for reviewing the most recent CIP to determine the funding necessary for projects that are currently identified in the CIP. Based on this review and a review of new requirements for capital improvements for the next period, the department head completes a CIP spreadsheet. Once the capital project spreadsheet has been completed and prioritized by using the capital project-rating sheet, the forms are submitted to

the Auditor – Treasurer’s office. The Auditor – Treasurer’s office conducts an analysis of the capital projects to assure that sufficient data has been provided and that the cost estimates are reasonable. The requests are reviewed and the Budget Committee will make recommendations. Upon County Board adoption in December, the final CIP document is produced and distributed to the departments for implementation of the plan. The County Board can only approve budgets on an annual basis. Therefore, capital expenditures approved spending will be for the current year only.

Organization of the CIP

The CIP is divided into eight sections (all Highway projects and totals are in section 8):

Summary by Countywide Grouping: Section (1) shows a countywide grouping of projects by type & year.

Yearly Countywide breakdown: Section (2) shows the yearly details by grouping of project types.

Summary by fund: Section (3) shows a one-page layout of total dollars by fund & department by year.

Funding sources summary by year: Section (4) shows by year the funding source for each individual project.

Summary by department: Section (5) shows the total dollars by department by year.

Department detail: Section (6) shows a detailed listing of all projects in the CIP by department.

Project request forms: Section (7) shows all project request forms from the departments.

Highway Infrastructure Plan 2012 – 2016: Section (8) contains the Highway Infrastructure Plan.

CROW WING COUNTY
2013 - 2018
CAPITAL PROJECTS CLASSIFICATIONS
with Funding Source

	<u>2013</u>	<u>2014</u>	<u>2015</u>	<u>2016</u>	<u>2017</u>	<u>2018</u>	<u>TOTAL</u>
BUILDING CONSTRUCTION	600,000	14,425,000					15,025,000
BUILDING & LAND IMPROVEMENTS	592,000	393,600	97,400	111,200	130,300	25,000	1,349,500
HIGHWAY MACHINERY & EQUIPMENT	515,000	335,000	480,000	495,000	480,000	560,000	2,865,000
SHERIFF VEHICLE & EQUIPMENT	803,000	459,000	373,000	383,000	543,000	475,000	3,036,000
OTHER DEPARTMENTS VEHICLE & EQUIPMENT	102,500	119,000	144,000	90,000	90,000	80,000	625,500
TECHNOLOGY EQUIPMENT & SYSTEMS	1,081,725	1,621,500	2,700,000	1,700,000	1,200,000		8,303,225
TOTAL CAPITAL IMPROVEMENT PLAN	3,694,225	17,353,100	3,794,400	2,779,200	2,443,300	1,140,000	31,204,225
HIGHWAY INFRASTRUCTURE PLAN (Located on page 94 in the Highway Infrastructure plan)	4,658,000	6,215,000	4,983,000	6,205,000			22,061,000
TOTAL CAPITAL & HIGHWAY IMPROVEMENTS	8,352,225	23,568,100	8,777,400	8,984,200	2,443,300	1,140,000	53,265,225

CROW WING COUNTY
2013
CAPITAL PROJECTS CLASSIFICATIONS
with Funding Source

Year	Project Title	Project #	Department	Capital Improvement Projects Fund	Landfill Fund	Public Land Management	Fund 2 Reserved & Designated	Total
2013	New LEC	201-0011	Sheriff	600,000				600,000
	SUBTOTAL BUILDING CONSTRUCTION			600,000				600,000
2013	Exterior Lighting Upgrades	110-0012	Facilities	57,000				57,000
2013	Increase Emergency Power	110-0002	Facilities	50,000				50,000
2013	UPS Battery Replacement	110-0010	Facilities	25,000				25,000
2013	Remodel Land Services Restrooms	110-2010	Facilities	25,000				25,000
2013	Duress System Upgrade	110-0014	Facilities	21,000				21,000
2013	Interior Lighting Upgrades	110-0016	Facilities	20,000				20,000
2013	Polish terrazzo steps and marble floor	110-0015	Facilities	20,000				20,000
2013	Add CO2 Sensors	110-0005	Facilities	17,000				17,000
2013	Museum Assessment	110-0013	Facilities	12,000				12,000
2013	Load Bank Test for CAT Generator	110-0011	Facilities	10,000				10,000
2013	Security Lock Upgrade	250-2000	Jail	15,000				15,000
2013	Milford Mine Memorial Park	520-1001	Parks				30,000	30,000
2013	Remodel Land Services Building	107-1000	Property Valuation & Classification	200,000				200,000
2013	Install new recirculation laterals in cell 4	393-1201	Solid Waste		90,000			90,000
2013	SUBTOTAL BUILDING & LAND IMPROVEMENTS			472,000	90,000		30,000	592,000
2013	Purchase Motorgrader	301-2510	Highway	170,000				170,000
2013	Purchase Skid steer loader and attachments	301-2503	Highway	120,000				120,000
2013	Purchase Tandem axle Dump Truck	301-2504	Highway	225,000				225,000
	SUBTOTAL HIGHWAY MACHINERY & EQUIPMENT			515,000				515,000
2013	Emergency Vehicle Replacement	201-2501	Sheriff	265,000				265,000
2013	Emergency Equipment Replacement	201-2502	Sheriff	138,000				138,000
2013	800 MHz	201-2503	Sheriff				400,000	400,000
	SUBTOTAL SHERIFF VEHICLE & EQUIPMENT			403,000			400,000	803,000
2013	Vehicle Replacement	420-2005	Community Services	50,000				50,000
2013	New/Slightly Used Scissor Lift	110-2007	Facilities	15,000				15,000
2013	Shampooer	110-2006	Facilities	7,500				7,500
2013	Pickup Truck Replacement	670-2002	Forfeited Tax Sale			30,000		30,000
	SUBTOTAL OTHER DEPARTMENTS VEHICLE & EQUIPMENT			72,500		30,000		102,500

CROW WING COUNTY
2013
CAPITAL PROJECTS CLASSIFICATIONS
with Funding Source (Continued)

Year	Project Title	Project #	Department	Capital Improvement Projects Fund	Landfill Fund	Public Land Management	Fund 2 Reserved & Designated	Total
2013	System Innovator's - Misc A/R system (Invoicing)	40-2001	Auditor-Treasurer	125,000				125,000
2013	System Innovator's - icart (Additional Interfaces)	40-2002	Auditor-Treasurer	25,000				25,000
2013	Document Management System	420-2002	Community Services	157,775				157,775
2013	Elections Equipment Replacement	45-2001	Elections	225,000				225,000
2013	Energy Manager for EBI	110-0017	Facilities	30,000				30,000
2013	Tax Forfeited Parcel Database	670-2006	Forfeited Tax Sale			5,000		5,000
2013	Purchase Fleet Management Software	301-2517	Highway	25,000				25,000
2013	Purchase Survey Equipment	301-2516	Highway	15,000				15,000
2013	NeoGov Applicant Management System	63-2001	Human Resources	13,000				13,000
2013	Automated Talent/Performance Management System	63-2002	Human Resources	12,000				12,000
2013	County-Wide Online Project with RTVision (Other than Land Services)	61-2021	Information Technology	60,000				60,000
2013	New VMWare HOST's	61-2015	Information Technology	60,000				60,000
2013	Employee Reporting Environment (Setup & training)	61-2020	Information Technology	50,000				50,000
2013	Windows 7 - County-Wide Rollout	61-2012	Information Technology	45,000				45,000
2013	Doc Imaging/Workflow - Improving document management using workflow	61-2017	Information Technology	41,450				41,450
2013	New VMWare SAN	61-2014	Information Technology	40,000				40,000
2013	Sharepoint	61-2006	Information Technology	40,000				40,000
2013	iseries replacement	61-2007	Information Technology	35,000				35,000
2013	Virtual Desktop Pilot	61-2001	Information Technology	25,000				25,000
2013	Doc Imaging/Workflow - Security Setup	61-2018	Information Technology	18,000				18,000
2013	Doc Imaging/Workflow - Printing	61-2019	Information Technology	16,500				16,500
2013	Network	61-2004	Information Technology	10,000				10,000
2013	Doc Imaging/Workflow - EE web access to personnel files	61-2016	Information Technology	8,000				8,000
	SUBTOTAL TECHNOLOGY EQUIPMENT & SYSTEMS			1,076,725		5,000		1,081,725
	GRAND TOTAL 2013 CIP			3,139,225	90,000	35,000	430,000	3,694,225

CROW WING COUNTY
2014
CAPITAL PROJECTS CLASSIFICATIONS
with Funding Source

Year	Project Title	Project #	Department	G.O. Capital Improvement Bonds	Capital Improvement Projects Fund	Landfill Fund	Public Land Management	Total
2014	Storage Building	670-0001	Forfeited Tax Sale				25,000	25,000
2014	New LEC	201-0011a	Sheriff	8,000,000				8,000,000
2014	New LEC	201-0011	Sheriff		6,400,000			6,400,000
	SUBTOTAL BUILDING CONSTRUCTION			8,000,000	6,400,000		25,000	14,425,000
2013	Replace Window at Historic Courthouse	110-0007	Facilities		200,000			200,000
2014	UPS Battery Replacement	110-0010	Facilities		25,000			25,000
2014	Replace Museum Windows	110-2008	Facilities		75,000			75,000
2014	Install new recirculation laterals in cell 4	393-1201	Landfill			93,600		93,600
	SUBTOTAL BUILDING & LAND IMPROVEMENTS				300,000	93,600		393,600
2014	Purchase Tandem Axle Dump truck	301-2504	Highway		225,000			225,000
2014	Purchase Vehicles for Engineering & Maintenance Personnel	301-2001	Highway		50,000			50,000
2014	Purchase 1 Wood Chipper	301-2512	Highway		30,000			30,000
2014	Purchase 2 equipment Trailers	301-2514	Highway		30,000			30,000
	SUBTOTAL HIGHWAY MACHINERY & EQUIPMENT				335,000			335,000
2014	Emergency Equipment Replacement	201-2502	Sheriff		165,000			165,000
2014	Emergency Vehicle Replacement	201-2501	Sheriff		294,000			294,000
	SUBTOTAL SHERIFF VEHICLE & EQUIPMENT				459,000			459,000
2014	Vehicle Replacment	420-2005	Community Services		50,000			50,000
2014	Pickup Truck Rplacement	104-2001	Environmental Services		30,000			30,000
2014	Pickup Truck	670-2005	Forfeited Tax Sale				30,000	30,000
2014	Snowmobile Replacement	670-2004	Forfeited Tax Sale				9,000	9,000
	SUBTOTAL OTHER DEPARTMENTS VEHICLE & EQUIPMENT				80,000		39,000	119,000
2014	Financial Management, Payroll/HR management ERP Software Solution	40-2003	Auditor-Treasurer		850,000			850,000
2014	Document Management System	420-2002	Community Services		300,000			300,000
2014	Elections Equipment Replacement	45-2001	Elections		225,000			225,000
2014	CMMS Software	110-2009	Facilities		15,000			15,000
2013	VDI Rollout	61-2008	Information Technology		51,500			51,500
2014	Future Infrastructure enhancements	61-2011	Information Technology		150,000			150,000
2014	Network	61-2004	Information Technology		30,000			30,000
	SUBTOTAL TECHNOLOGY EQUIPMENT & SYSTEMS				1,621,500			1,621,500
	GRAND TOTAL 2014 CIP			8,000,000	9,195,500	93,600	64,000	17,353,100

CROW WING COUNTY
2015
CAPITAL PROJECTS CLASSIFICATIONS
with Funding Source

Year	Project Title	Project #	Department	Capital Improvement Projects Fund	Landfill Fund	Public Land Management	Fund 2 Reserved & Designated	Total
2015	Install new recirculation laterals in cell 4	393-1201	Landfill		97,400			97,400
	SUBTOTAL BUILDING & LAND IMPROVEMENTS				97,400			97,400
2015	Purchase Tandem Axle Dump Truck	301-2504	Highway	230,000				230,000
2015	Purchase Tractor with mowers	301-2507	Highway	80,000				80,000
2015	Purchase Vehicles for Engineering & Maintenance Personnel	301-2001	Highway	170,000				170,000
	SUBTOTAL HIGHWAY MACHINERY & EQUIPMENT			480,000				480,000
2015	Emergency Equipmet Replacement	201-2502	Sheriff	139,000				139,000
2015	Emergency Vehicle Replacement	201-2501	Sheriff	234,000				234,000
	SUBTOTAL SHERIFF VEHICLE & EQUIPMENT			373,000				373,000
2015	John Deere front end loader	110-2001	Facilities	25,000				25,000
2015	Pickup Truck Replacement	104-2001	Environmental Services	30,000				30,000
2015	Vehicle Replacement	420-2005	Community Services	50,000				50,000
2015	Snowmobile Replacement	670-2004	Forfeited Tax Sale			9,000		9,000
2015	Pickup Truck Replacement	520-2001	Parks				30,000	30,000
	SUBTOTAL OTHER DEPARTMENTS VEHICLE & EQUIPMENT			105,000		9,000	30,000	144,000
2015	Financial Management, Payroll/Hr Management ERP Software Solution	40-2003	Auditor-Treasurer	850,000				850,000
2015	Document Management System	420-2002	Community Services	150,000				150,000
2015	Elections Equipment Replacement	45-2001	Elections	500,000				500,000
2015	Future Infrastructure enhancements	61-2011	Information Technology	200,000				200,000
2015	Assessing, Tax, Permitting and Land ERP solution	107-2002	Property Valuation & Classification	1,000,000				1,000,000
	SUBTOTAL TECHNOLOGY EQUIPMENT & SYSTEMS			2,700,000				2,700,000
	GRAND TOTAL 2015 CIP			3,658,000	97,400	9,000	30,000	3,794,400

CROW WING COUNTY
2016
CAPITAL PROJECTS CLASSIFICATIONS
with Funding Source

Year	Project Title	Project #	Department	Capital Improvement Projects Fund	Landfill Fund	Public Land Management	Total
2016	Load Bank Test for CAT Generator	110-0011	Facilities	10,000			10,000
2016	Install new recirculation laterals in cell 4	393-1201	Landfill		101,200		101,200
	SUBTOTAL BUILDING & LAND IMPROVEMENTS			10,000	101,200		111,200
2016	Purchase a Street Sweeper	301-2515	Highway	200,000			200,000
2016	Purchase Tandem Axle Dump Truck	301-2504	Highway	230,000			230,000
2016	Purchase Vehicles for Engineering & Maintenance Personnel	301-2001	Highway	65,000			65,000
	SUBTOTAL HIGHWAY MACHINERY & EQUIPMENT			495,000			495,000
2016	Emergency Equipment Replacement	201-2502	Sheriff	134,000			134,000
2016	Emergency Vehicle Replacement	201-2501	Sheriff	249,000			249,000
	SUBTOTAL SHERIFF VEHICLE & EQUIPMENT			383,000			383,000
2016	Pickup Truck Replacement	104-2001	Environmental Services	30,000			30,000
2016	Vehicle Replacement	420-2005	Community Services	50,000			50,000
2016	ATV Replacement	670-2003	Forfeited Tax Sale			10,000	10,000
	SUBTOTAL OTHER DEPARTMENTS VEHICLE & EQUIPMENT			80,000		10,000	90,000
2016	Elections Equipment Replacement	45-2001	Elections	500,000			500,000
2016	Future Infrastructure enhancements	61-2011	Information Technology	200,000			200,000
2016	Assessing, Tax, Permitting and Land ERP Solution	107-2002	Property Valuation & Classification	1,000,000			1,000,000
	SUBTOTAL TECHNOLOGY EQUIPMENT & SYSTEMS			1,700,000			1,700,000
	GRAND TOTAL 2016 CIP			2,668,000	101,200	10,000	2,779,200

CROW WING COUNTY
2017
CAPITAL PROJECTS CLASSIFICATIONS
with Funding Source

Year	Project Title	Project #	Department	Capital Improvement Projects Fund	Landfill Fund	Public Land Management	Total
2017	UPS Battery Replacement	110-0010	Facilities	25,000			25,000
2017	Install new recirculation laterals in cell 4	393-1201	Landfill		105,300		105,300
	SUBTOTAL BUILDING & LAND IMPROVEMENTS			25,000	105,300		130,300
2017	Purchase 4 Maintenance Trucks	301-2511	Highway	200,000			200,000
2017	Purchase Tandem Axle Dump Truck	301-2504	Highway	230,000			230,000
2017	Purchase Vehicles for Engineering & Maintenance Personnel	301-2001	Highway	25,000			25,000
2017	Purchase Equipment Trailer	301-2514	Highway	25,000			25,000
	SUBTOTAL HIGHWAY MACHINERY & EQUIPMENT			480,000			480,000
2017	Emergency Equipment Replacement	201-2502	Sheriff	212,000			212,000
2017	Emergency Vehicle Replacement	201-2501	Sheriff	331,000			331,000
	SUBTOTAL SHERIFF VEHICLE & EQUIPMENT			543,000			543,000
2017	Vehicle Replacement	420-2005	Community Services	50,000			50,000
2017	Pickup Truck Replacement	104-2001	Environmental Services	30,000			30,000
2017	ATV Replacement	670-2003	Forfeited Tax Sale			10,000	10,000
	SUBTOTAL OTHER DEPARTMENTS VEHICLE & EQUIPMENT			80,000		10,000	90,000
2017	Future Infrastructure enhancements	61-2011	Information Technology	200,000			200,000
2017	Assessing, Tax, Permitting and Land ERP solution	107-2002	Property Valuation & Classification	1,000,000			1,000,000
	SUBTOTAL TECHNOLOGY EQUIPMENT & SYSTEMS			1,200,000			1,200,000
	GRAND TOTAL 2017 CIP			2,328,000	105,300	10,000	2,443,300

CROW WING COUNTY
2018
CAPITAL PROJECTS CLASSIFICATIONS
with Funding Source

Year	Project Title	Project #	Department	Capital Improvement Projects Fund	Total
2018	UPS Battery Replacement	110-0010	Facilities	25,000	25,000
	SUBTOTAL BUILDING & LAND IMPROVEMENTS			25,000	25,000
2018	Purchase Motorgrader	301-2510	Highway	180,000	180,000
2018	Purchase Skid steer loader and attachments	301-2503	Highway	120,000	120,000
2018	Purchase Tandem Axle Dump truck	301-2504	Highway	235,000	235,000
2018	Purchase Vehicles for Engineering & Maintenance Personnel	301-2001	Highway	25,000	25,000
	SUBTOTAL HIGHWAY MACHINERY & EQUIPMENT			560,000	560,000
2018	Emergency Equipment Replacement	201-2502	Sheriff	174,000	174,000
2018	Emergency Vehicle Replacement	201-2501	Sheriff	301,000	301,000
	SUBTOTAL SHERIFF VEHICLE & EQUIPMENT			475,000	475,000
2018	Vehicle replacement	420-2005	Community Services	50,000	50,000
2018	Pickup Truck Replacement	104-2001	Environmental Services	30,000	30,000
	SUBTOTAL OTHER DEPARTMENTS VEHICLE & EQUIPMENT			80,000	80,000
	GRAND TOTAL 2018 CIP			1,140,000	1,140,000

**CROW WING COUNTY
2013 - 2018
CAPITAL PROJECTS
FUNDING SUMMARY**

	<u>2013</u>	<u>2014</u>	<u>2015</u>	<u>2016</u>	<u>2017</u>	<u>2018</u>	<u>TOTAL</u>
GENERAL FUND RESERVES	430,000		30,000				460,000
PUBLIC LAND MANAGEMENT FUND	35,000	64,000	9,000	10,000	10,000		128,000
CAPITAL PROJECTS FUND	3,139,225	9,195,500	3,658,000	2,668,000	2,328,000	1,140,000	22,128,725
LANDFILL FUND	90,000	93,600	97,400	101,200	105,300		487,500
CAPITAL IMPROVEMENT BONDS		8,000,000					8,000,000
CAPITAL IMPROVEMENT TOTAL	3,694,225	17,353,100	3,794,400	2,779,200	2,443,300	1,140,000	31,204,225
FEDERAL FUNDS	947,000	1,071,200	2,315,500	713,100			5,046,800
REGULAR STATE AID FUNDS	2,211,000	2,428,800	1,552,000	4,061,900			10,253,700
MUNICIPAL STATE AID FUNDS	75,000	1,400,000	485,000				1,960,000
CROW WING COUNTY LEVY	744,000	1,113,000	628,500	1,075,000			3,560,500
BRIDGE BONDING				175,000			175,000
TOWN BRIDGE ACCOUNT	336,022						336,022
FIRST ASSESSMENT DISTRICT LEVY	344,978	202,000	2,000	180,000			728,978
HIGHWAY IMPROVEMENT TOTAL	4,658,000	6,215,000	4,983,000	6,205,000			22,061,000
GRAND TOTAL	8,352,225	23,568,100	8,777,400	8,984,200	2,443,300	1,140,000	53,265,225

CROW WING COUNTY

2013

CAPITAL PROJECTS FUNDING SUMMARY

Year	Project Title	Project #	Department	Capital Improvement Projects Fund	Landfill Fund	Public Land Management	Fund 2 Reserved & Designated	Total
2013	System Innovator's - Misc A/R system (Invoicing)	40-2001	Auditor-Treasurer	125,000				125,000
2013	System Innovator's - icart (Additional Interfaces)	40-2002	Auditor-Treasurer	25,000				25,000
			Auditor-Treasurer Total	150,000				150,000
2013	Vehicle Replacement	420-2005	Community Services	50,000				50,000
2013	Document Management System	420-2002	Community Services	157,775				157,775
			Community Services Total	207,775				207,775
2013	Elections Equipment Replacement	45-2001	Elections	225,000				225,000
			Elections Total	225,000				225,000
2013	New/Slightly Used Scissor Lift	110-2007	Facilities	15,000				15,000
2013	UPS Battery Replacement	110-0010	Facilities	25,000				25,000
2013	Increase Emergency Power	110-0002	Facilities	50,000				50,000
2013	Duress System Upgrade	110-0014	Facilities	21,000				21,000
2013	Exterior Lighting Upgrades	110-0012	Facilities	57,000				57,000
2013	Museum Assessment	110-0013	Facilities	12,000				12,000
2013	Remodel Land Services Restrooms	110-2010	Facilities	25,000				25,000
2013	Interior Lighting Upgrades	110-0016	Facilities	20,000				20,000
2013	Load Bank Test for CAT Generator	110-0011	Facilities	10,000				10,000
2013	Shampooer	110-2006	Facilities	7,500				7,500
2013	Energy Manager for EBI	110-0017	Facilities	30,000				30,000
2013	Polish terrazzo steps and marble floor	110-0015	Facilities	20,000				20,000
2013	Add CO2 Sensors	110-0005	Facilities	17,000				17,000
			Facilities Total	309,500				309,500
2013	Purchase Survey Equipment	301-2516	Highway	15,000				15,000
2013	Purchase Motorgrader	301-2510	Highway	170,000				170,000
2013	Purchase Skid steer loader and attachments	301-2503	Highway	120,000				120,000
2013	Purchase Tandem axle Dump Truck	301-2504	Highway	225,000				225,000
2013	Purchase Fleet Management Software	301-2517	Highway	25,000				25,000
			Highway Total	555,000				555,000
2013	Automated Talent/Performance Management System	63-2002	Human Resources	12,000				12,000
2013	NeoGov Applicant Management System	63-2001	Human Resources	13,000				13,000
			Human Resources Total	25,000				25,000
2013	County-Wide Online Project with RTVision (Other than Land Services)	61-2021	Information Technology	60,000				60,000
2013	Doc Imaging/Workflow - EE web access to personnel files	61-2016	Information Technology	8,000				8,000
2013	Doc Imaging/Workflow - Improving document management using workflow	61-2017	Information Technology	41,450				41,450
2013	Doc Imaging/Workflow - Printing	61-2019	Information Technology	16,500				16,500
2013	Doc Imaging/Workflow - Security Setup	61-2018	Information Technology	18,000				18,000
2013	Employee Reporting Environment (Setup & training)	61-2020	Information Technology	50,000				50,000
2013	iseries replacement	61-2007	Information Technology	35,000				35,000
2013	Network	61-2004	Information Technology	10,000				10,000
2013	New VMWare HOST's	61-2015	Information Technology	60,000				60,000
2013	New VMWare SAN	61-2014	Information Technology	40,000				40,000

CROW WING COUNTY
2013
CAPITAL PROJECTS FUNDING SUMMARY (Continued)

Year	Project Title	Project #	Department	Capital Improvement Projects Fund	Landfill Fund	Public Land Management	Fund 2 Reserved & Designated	Total
2013	Sharepoint	61-2006	Information Technology	40,000				40,000
2013	Virtual Desktop Pilot	61-2001	Information Technology	25,000				25,000
2013	Windows 7 - County-Wide Rollout	61-2012	Information Technology	45,000				45,000
			Information Technology Total	448,950				448,950
2013	Security Lock Upgrade	250-2000	Jail	15,000				15,000
			Jail Total	15,000				15,000
2013	Install new recirculation laterals in cell 4	393-1201	Landfill		90,000			90,000
			Landfill Total		90,000			90,000
2013	Milford Mine Memorial Park	520-1001	Parks				30,000	30,000
			Parks Total				30,000	30,000
2013	Remodel Land Services Building	107-1000	Property Valuation & Classification	200,000				200,000
			Property Valuation & Classification Total	200,000				200,000
2013	Pickup Truck Replacement	670-2002	Public Land Management			30,000		30,000
2013	Tax Forfeited Parcel Database	670-2006	Public Land Management			5,000		5,000
			Public Land Management Total			35,000		35,000
2013	800 MHz	201-2503	Sheriff				400,000	400,000
2013	Emergency Equipment Replacement	201-2502	Sheriff	138,000				138,000
2013	Emergency Vehicle Replacement	201-2501	Sheriff	265,000				265,000
2013	New LEC	201-0011	Sheriff	600,000				600,000
			Sheriff Total	1,003,000			400,000	1,403,000
			Grand Total	3,139,225	90,000	35,000	430,000	3,694,225

CROW WING COUNTY

2014

CAPITAL PROJECTS FUNDING SUMMARY

Year	Project Title	Project #	Department	G.O. Capital Improvement Bonds	Capital Improvement Projects Fund	Landfill Fund	Public Land Management	Total
2014	Financial Management, Payroll/HR management ERP Software Solution	40-2003	Auditor-Treasurer		850,000			850,000
			Auditor-Treasurer Total		850,000			850,000
2014	Vehicle Replacment	420-2005	Community Services		50,000			50,000
2014	Document Management System	420-2002	Community Services		300,000			300,000
			Community Services Total		350,000			350,000
2014	Elections Equipment Replacement	45-2001	Elections		225,000			225,000
			Elections Total		225,000			225,000
2014	Pickup Truck Rplacement	104-2001	Environmental Services		30,000			30,000
			Environmental Services Total		30,000			30,000
2014	UPS Battery Replacement	110-0010	Facilities		25,000			25,000
2014	Replace Windows at Historic Courthouse	110-0007	Facilities		200,000			200,000
2014	CMMS Software	110-2009	Facilities		15,000			15,000
2014	Replace Museum Windows	110-2008	Facilities		75,000			75,000
			Facilities Total		315,000			315,000
2014	Purchase Tandem Axle Dump truck	301-2504	Highway		225,000			225,000
2014	Purchase Vehicles for Engineering & Maintenance Personnel	301-2001	Highway		50,000			50,000
2014	Purchase 1 Wood Chipper	301-2512	Highway		30,000			30,000
2014	Purchase 2 equipment Trailers	301-2514	Highway		30,000			30,000
			Highway Total		335,000			335,000
2014	Future Infrastructure enhancements	61-2011	Information Technology		150,000			150,000
2014	Network	61-2004	Information Technology		30,000			30,000
2014	VDI Rollout	61-2008	Information Technology		51,500			51,500
			Information Technology Total		231,500			231,500
2014	Install new recirculation laterals in cell 4	393-1201	Landfill			93,600		93,600
			Landfill Total			93,600		93,600
2014	Snowmobile Replacement	670-2004	Public Land Management				9,000	9,000
2014	Pickup Truck	670-2005	Public Land Management				30,000	30,000
2014	Storage Building	670-0001	Public Land Management				25,000	25,000
			Public Land Management Total				64,000	64,000
2014	Emergency Equipment Replacement	201-2502	Sheriff		165,000			165,000
2014	Emergency Vehicle Replacement	201-2501	Sheriff		294,000			294,000
2014	New LEC	201-0011a	Sheriff	8,000,000				8,000,000
2014	New LEC	201-0011	Sheriff		6,400,000			6,400,000
			Sheriff Total	8,000,000	6,859,000			14,859,000
			Grand Total	8,000,000	9,195,500	93,600	64,000	17,353,100

CROW WING COUNTY
2015
CAPITAL PROJECTS FUNDING SUMMARY

Year	Project Title	Project #	Department	Capital Improvement Projects Fund	Landfill Fund	Public Land Management	Fund 2 Reserved & Designated	Total
2015	Financial Management, Payroll/Hr Management ERP Software Solution	40-2003	Auditor-Treasurer	850,000				850,000
			Auditor-Treasurer Total	850,000				850,000
2015	Vehicle Replacement	420-2005	Community Services	50,000				50,000
2015	Document Management System	420-2002	Community Services	150,000				150,000
			Community Services Total	200,000				200,000
2015	Elections Equipment Replacement	45-2001	Elections	500,000				500,000
			Elections Total	500,000				500,000
2015	Pickup Truck Replacement	104-2001	Environmental Services	30,000				30,000
			Environmental Services Total	30,000				30,000
2015	John Deere front end loader	110-2001	Facilities	25,000				25,000
			Facilities Total	25,000				25,000
2015	Purchase Tandem Axle Dump Truck	301-2504	Highway	230,000				230,000
2015	Purchase Tractor with mowers	301-2507	Highway	80,000				80,000
2015	Purchase Vehicles for Engineering & Maintenance Personnel	301-2001	Highway	170,000				170,000
			Highway Total	480,000				480,000
2015	Future Infrastructure enhancements	61-2011	Information Technology	200,000				200,000
			Information Technology Total	200,000				200,000
2015	Install new recirculation laterals in cell 4	393-1201	Landfill		97,400			97,400
			Landfill Total		97,400			97,400
2015	Pickup Truck Replacement	520-2001	Parks				30,000	30,000
			Parks Total				30,000	30,000
2015	Assessing, Tax, Permitting and Land ERP solution	107-2002	Property Valuation & Classification	1,000,000				1,000,000
			Property Valuation & Classification Total	1,000,000				1,000,000
2015	Snowmobile Replacement	670-2004	Public Land Management			9,000		9,000
			Public Land Management Total			9,000		9,000
2015	Emergency Equipmet Replacement	201-2502	Sheriff	139,000				139,000
2015	Emergency Vehicle Replacement	201-2501	Sheriff	234,000				234,000
			Sheriff Total	373,000				373,000
			Grand Total	3,658,000	97,400	9,000	30,000	3,794,400

CROW WING COUNTY
2016
CAPITAL PROJECTS FUNDING SUMMARY

Year	Project Title	Project #	Department	Capital Improvement Projects Fund	Landfill Fund	Public Land Management	Total
2016	Vehicle Replacement	420-2005	Community Services	50,000			50,000
			Community Services Total	50,000			50,000
2016	Elections Equipment Replacement	45-2001	Elections	500,000			500,000
			Elections Total	500,000			500,000
2016	Pickup Truck Replacement	104-2001	Environmental Services	30,000			30,000
			Environmental Services Total	30,000			30,000
2016	Load Bank Test for CAT Generator	110-0011	Facilities	10,000			10,000
			Facilities Total	10,000			10,000
2016	Purchase a Street Sweeper	301-2515	Highway	200,000			200,000
2016	Purchase Tandem Axle Dump Truck	301-2504	Highway	230,000			230,000
2016	Purchase Vehicles for Engineering & Maintenance Personnel	301-2001	Highway	65,000			65,000
			Highway Total	495,000			495,000
2016	Future Infrastructure enhancements	61-2011	Information Technology	200,000			200,000
			Information Technology Total	200,000			200,000
2016	Install new recirculation laterals in cell 4	393-1201	Landfill		101,200		101,200
			Landfill Total		101,200		101,200
2016	Assessing, Tax, Permitting and Land ERP Solution	107-2002	Property Valuation & Classification	1,000,000			1,000,000
			Property Valuation & Classification Total	1,000,000			1,000,000
2016	ATV Replacement	670-2003	Public Land Management			10,000	10,000
			Public Land Management Total			10,000	10,000
2016	Emergency Equipment Replacement	201-2502	Sheriff	134,000			134,000
2016	Emergency Vehicle Replacement	201-2501	Sheriff	249,000			249,000
			Sheriff Total	383,000			383,000
			Grand Total	2,668,000	101,200	10,000	2,779,200

CROW WING COUNTY
2017
CAPITAL PROJECTS FUNDING SUMMARY

Year	Project Title	Project #	Department	Capital Improvement Projects Fund	Landfill Fund	Public Land Management	Total
2017	Vehicle Replacement	420-2005	Community Services	50,000			50,000
			Community Services Total	50,000			50,000
2017	Pickup Truck Replacement	104-2001	Environmental Services	30,000			30,000
			Environmental Services Total	30,000			30,000
2017	UPS Battery Replacement	110-0010	Facilities	25,000			25,000
			Facilities Total	25,000			25,000
2017	Purchase 4 Maintenance Trucks	301-2511	Highway	200,000			200,000
2017	Purchase Tandem Axle Dump Truck	301-2504	Highway	230,000			230,000
2017	Purchase Vehicles for Engineering & Maintenance Personnel	301-2001	Highway	25,000			25,000
2017	Purchase Equipment Trailer	301-2514	Highway	25,000			25,000
			Highway Total	480,000			480,000
2017	Future Infrastructure enhancements	61-2011	Information Technology	200,000			200,000
			Information Technology Total	200,000			200,000
2017	Install new recirculation laterals in cell 4	393-1201	Landfill		105,300		105,300
			Landfill Total		105,300		105,300
2017	Assessing, Tax, Permitting and Land ERP solution	107-2002	Property Valuation & Classification	1,000,000			1,000,000
			Property Valuation & Classification Total	1,000,000			1,000,000
2017	ATV Replacement	670-2003	Public Land Management			10,000	10,000
			Public Land Management Total			10,000	10,000
2017	Emergency Equipment Replacement	201-2502	Sheriff	212,000			212,000
2017	Emergency Vehicle Replacement	201-2501	Sheriff	331,000			331,000
			Sheriff Total	543,000			543,000
			Grand Total	2,328,000	105,300	10,000	2,443,300

CROW WING COUNTY
2018
CAPITAL PROJECTS FUNDING SUMMARY

Year	Project Title	Project #	Department	Capital Improvement Projects Fund	Total
2018	Vehicle replacement	420-2005	Community Services	50,000	50,000
			Community Services Total	50,000	50,000
2018	Pickup Truck Replacement	104-2001	Environmental Services	30,000	30,000
			Environmental Services Total	30,000	30,000
2018	UPS Battery Replacement	110-0010	Facilities	25,000	25,000
			Facilities Total	25,000	25,000
2018	Purchase Motorgrader	301-2510	Highway	180,000	180,000
2018	Purchase Skid steer loader and attachments	301-2503	Highway	120,000	120,000
2018	Purchase Tandem Axle Dump truck	301-2504	Highway	235,000	235,000
2018	Purchase Vehicles for Engineering & Maintenance Personnel	301-2001	Highway	25,000	25,000
			Highway Total	560,000	560,000
2018	Emergency Equipment Replacement	201-2502	Sheriff	174,000	174,000
2018	Emergency Vehicle Replacement	201-2501	Sheriff	301,000	301,000
			Sheriff Total	475,000	475,000
			Grand Total	1,140,000	1,140,000

**CROW WING COUNTY
2013 - 2018
CAPITAL PROJECTS
DEPARTMENT SUMMARY**

	<u>2013</u>	<u>2014</u>	<u>2015</u>	<u>2016</u>	<u>2017</u>	<u>2018</u>	<u>TOTAL</u>
AUDITOR-TREASURER	150,000	850,000	850,000				1,850,000
ELECTIONS	225,000	225,000	500,000	500,000			1,450,000
INFORMATION TECHNOLOGY	448,950	231,500	200,000	200,000	200,000		1,280,450
ENVIRONMENTAL SERVICES		30,000	30,000	30,000	30,000	30,000	150,000
PROPERTY VALUATION & CLASSIFICATION	200,000		1,000,000	1,000,000	1,000,000		3,200,000
FACILITIES	309,500	315,000	25,000	10,000	25,000	25,000	709,500
HUMAN RESOURCES	25,000						25,000
SHERIFF	1,403,000	14,859,000	373,000	383,000	543,000	475,000	18,036,000
JAIL	15,000						15,000
PARKS	30,000		30,000				60,000
HIGHWAY	555,000	335,000	480,000	495,000	480,000	560,000	2,905,000
COMMUNITY SERVICES	207,775	350,000	200,000	50,000	50,000	50,000	907,775
PUBLIC LAND MANAGEMENT	35,000	64,000	9,000	10,000	10,000		128,000
LANDFILL	90,000	93,600	97,400	101,200	105,300		487,500
TOTAL	3,694,225	17,353,100	3,794,400	2,779,200	2,443,300	1,140,000	31,204,225
HIGHWAY INFRASTRUCTURE	4,658,000	6,215,000	4,983,000	6,205,000			22,061,000
GRAND TOTAL	8,352,225	23,568,100	8,777,400	8,984,200	2,443,300	1,140,000	53,265,225

CROW WING COUNTY

2013 - 2018

DEPARTMENT DETAIL

Year	Project Title	Project #	Department	Priority	Description/Location	Total
2013	System Innovator's - Misc A/R system (Invoicing)	40-2001	Auditor-Treasurer	29	New Invoicing Module	125,000
2013	System Innovator's - icart (Additional Interfaces)	40-2002	Auditor-Treasurer	30	Interfaces for LINK & Landshark systems	25,000
2014	Financial Management, Payroll/HR management ERP Software Solution	40-2003	Auditor-Treasurer	28	New financial, payroll, HR software	850,000
2015	Financial Management, Payroll/HR Management ERP Software Solution	40-2003	Auditor-Treasurer	28	New Financial, payroll, HR software	850,000
2013	Document Management System	420-2002	Community Services	42	Additional OnBase investment to include Veteran's Unit, Social Services and Health	157,775
2013	Vehicle Replacement	420-2005	Community Services	37	Community Services fleet	50,000
2014	Document Management System	420-2002	Community Services	42	Additional OnBase investment to include Veteran's Unit, Social Services and Health	300,000
2014	Vehicle Replacment	420-2005	Community Services	37	Community Services vehicle fleet	50,000
2015	Document Management System	420-2002	Community Services	42	Additional OnBase investment to include Veteran's Unit, Social Services and Health	150,000
2015	Vehicle Replacement	420-2005	Community Services	37	Community Services vehicle fleet	50,000
2016	Vehicle Replacement	420-2005	Community Services	37	Community Services vehicle fleet	50,000
2017	Vehicle Replacement	420-2005	Community Services	37	Community Services vehicle fleet	50,000
2018	Vehicle replacement	420-2005	Community Services	37	Community Services fleet	50,000
2013	Elections Equipment Replacement	45-2001	Elections		To replace assisted voting machines and tabulators (possibly additional equipment pending legislation)	225,000
2014	Elections Equipment Replacement	45-2001	Elections		To replace assisted voting machines and tabulators (possibly additional equipment pending legislation)	225,000
2015	Elections Equipment Replacement	45-2001	Elections		To replace assisted voting machines and tabulators (possibly additional equipment pending legislation)	500,000
2016	Elections Equipment Replacement	45-2001	Elections		To replace assisted voting machines and tabulators (possibly additional equipment pending legislation)	500,000
2014	Pickup Truck Rplacement	104-2001	Environmental Services	32	Replace 1/2 ton pickup 5972	30,000
2015	Pickup Truck Replacement	104-2001	Environmental Services	32	Replace Jeep Cherokee 977	30,000
2016	Pickup Truck Replacement	104-2001	Environmental Services	32	Replace 1/2 ton pickup 9603	30,000
2017	Pickup Truck Replacement	104-2001	Environmental Services	32	Replace 1/2 ton pickup 9602	30,000
2018	Pickup Truck Replacement	104-2001	Environmental Services	32	Replace 1/2 ton pickup 9601	30,000
2013	Increase Emergency Power	110-0002	Facilities	24	Connect Courthouse, LEC, Land Services, Museum to main generator at Central Services	50,000
2013	Add CO2 Sensors	110-0005	Facilities		Throughout the campus	17,000
2013	UPS Battery Replacement	110-0010	Facilities	21	Equipment Replacement (1/3 of total)	25,000
2013	Load Bank Test for CAT Generator	110-0011	Facilities	34	Regular maintenance on the Central Services backup generator	10,000
2013	Exterior Lighting Upgrades	110-0012	Facilities	31	Retrofit existing parking lot lighting to LED	57,000
2013	Museum Assessment	110-0013	Facilities	31	Study the mechanical & structural needs of the building	12,000
2013	Duress System Upgrade	110-0014	Facilities	27	Add panic buttons in Probation, Hearing Room 1 and Highway, add enunciator panel at Judicial Center	21,000
2013	Polish terrazzo steps and marble floor	110-0015	Facilities	39	Polishing step at the Judicial Center and Polish the marble floors at the Courthouse	20,000
2013	Interior Lighting Upgrades	110-0016	Facilities	34	Add daylight sensors to public hallways at Judicial, retrofit lighting at Central Services garage, retrofit lighting in mtg room 1 & 2	20,000
2013	Energy Manager for EBI	110-0017	Facilities	37	Energy management software for Honeywell EBI software	30,000
2013	Shampooer	110-2006	Facilities	36	Equipment replacement	7,500
2013	New/Slightly Used Scissor Lift	110-2007	Facilities	13	Replace existing man lift	15,000
2013	Remodel Land Services Restrooms	110-2010	Facilities	32	Replace flooring and fixtures in public restrooms on 1st & 2nd floors	25,000
2014	Replace Windows at Historic Courthouse	110-0007	Facilities	29	Replace the Windows at the Historic Courthouse	200,000
2014	UPS Battery Replacement	110-0010	Facilities	21	Equipment Replacement (1/3 of total)	25,000
2014	Replace Museum Windows	110-2008	Facilities	41	Replace Museum windows with better thermal efficient windows	75,000
2014	CMMS Software	110-2009	Facilities	32	Preventative maintenance and work order software	15,000
2015	John Deere front end loader	110-2001	Facilities	29	Equipment Replacement	25,000
2016	Load Bank Test for CAT Generator	110-0011	Facilities	34	Regular maintenance on the Central Services backup generator	10,000
2017	UPS Battery Replacement	110-0010	Facilities	21	Equipment Replacement (1/3 of total)	25,000
2018	UPS Battery Replacement	110-0010	Facilities	21	Equipment Replacement (1/3 of total)	25,000
2013	Purchase Skid steer loader and attachments	301-2503	Highway	39	Replace Unit # 1874	120,000
2013	Purchase Tandem axle Dump Truck	301-2504	Highway	39	Replace unit #24	225,000
2013	Purchase Motorgrader	301-2510	Highway	39	Replace Unit # 1	170,000
2013	Purchase Survey Equipment	301-2516	Highway	32	Replace outdated RTK controllers with new models	15,000
2013	Purchase Fleet Management Software	301-2517	Highway	47	Add fleet management software to the shop computers	25,000
2014	Purchase Vehicles for Engineering & Maintenance Personnel	301-2001	Highway	39	Replace Units # 13,63	50,000
2014	Purchase Tandem Axle Dump truck	301-2504	Highway	39	Replace Unit #37	225,000
2014	Purchase 1 Wood Chipper	301-2512	Highway	42	Add wood chipper to Crosslake shop	30,000
2014	Purchase 2 equipment Trailers	301-2514	Highway	42	Replace Unit # 110,113	30,000
2015	Purchase Vehicles for Engineering & Maintenance Personnel	301-2001	Highway	39	replace Unit # 54,56,44,71,941,1751	170,000
2015	Purchase Tandem Axle Dump Truck	301-2504	Highway	39	Replace Unit # 36	230,000
2015	Purchase Tractor with mowers	301-2507	Highway	39	Replace Unit #81	80,000
2016	Purchase Vehicles for Engineering & Maintenance Personnel	301-2001	Highway	39	Replace Unit # 57	65,000
2016	Purchase Tandem Axle Dump Truck	301-2504	Highway	39	Replace Unit # 32	230,000
2016	Purchase a Street Sweeper	301-2515	Highway	39	Replace Unit # 69	200,000
2017	Purchase Vehicles for Engineering & Maintenance Personnel	301-2001	Highway	39	Replace Unit # 57	25,000
2017	Purchase Tandem Axle Dump Truck	301-2504	Highway	39	Replace Unit # 33	230,000
2017	Purchase 4 Maintenance Trucks	301-2511	Highway	39	Replace units #42, 45, 49, 50	200,000
2017	Purchase Equipment Trailer	301-2514	Highway	42	Replace Unit # 108	25,000
2018	Purchase Vehicles for Engineering & Maintenance Personnel	301-2001	Highway	39	Replace Unit # 62	25,000
2018	Purchase Skid steer loader ans attachments	301-2503	Highway	39	Replace Unit # 1875	120,000
2018	Purchase Tandem Axle Dump truck	301-2504	Highway	39	Replace Unit # 31	235,000
2018	Purchase Motorgrader	301-2510	Highway	39	Replace Unit # 2	180,000

CROW WING COUNTY

2013 - 2018

DEPARTMENT DETAIL

Year	Project Title	Project #	Department	Priority	Description/Location	Total
2013	NeoGov Applicant Management System	63-2001	Human Resources	35	Robust recruitment and applicant management system	13,000
2013	Automated Talent/Performance Management System	63-2002	Human Resources	30	Software that will automate the performance review and staff development process	12,000
2013	Virtual Desktop Pilot	61-2001	Information Technology		Virtual Desktop Pilot Program	25,000
2013	Network	61-2004	Information Technology		Replace older networking equipment	10,000
2013	Sharepoint	61-2006	Information Technology		Sharepoint License costs for full version	40,000
2013	iseries replacement	61-2007	Information Technology		iseries hardware replacement (If we stay with MCIS)	35,000
2013	Windows 7 - County-Wide Rollout	61-2012	Information Technology		Rollout Windows 7 County-wide	45,000
2013	New VMWare SAN	61-2014	Information Technology		Hardware	40,000
2013	New VMWare HOST's	61-2015	Information Technology		2 host's	60,000
2013	Doc Imaging/Workflow - EE web access to personnel files	61-2016	Information Technology		EE web access to personnel files	8,000
2013	Doc Imaging/Workflow - Improving document management using workflow	61-2017	Information Technology		Improve document management with workflow	41,450
2013	Doc Imaging/Workflow - Security Setup	61-2018	Information Technology		Security setup for document management	18,000
2013	Doc Imaging/Workflow - Printing	61-2019	Information Technology		Printing directly to the document imaging system	16,500
2013	Employee Reporting Environment (Setup & training)	61-2020	Information Technology		Setup and train employee's on a employee reporting system	50,000
2013	County-Wide Online Project with RTVision (Other than Land Services)	61-2021	Information Technology		Work with RTVision to develop online payment collection	60,000
2014	Network	61-2004	Information Technology		Replace older equipment	30,000
2014	VDI Rollout	61-2008	Information Technology		Virtual desktop rollout county-wide	51,500
2014	Future Infrastructure enhancements	61-2011	Information Technology		Future planning for the new county infrastructure system	150,000
2015	Future Infrastructure enhancements	61-2011	Information Technology		Future planning for the new county infrastructure system	200,000
2016	Future Infrastructure enhancements	61-2011	Information Technology		Future planning for the new county infrastructure system	200,000
2017	Future Infrastructure enhancements	61-2011	Information Technology		Future planning for the new county infrastructure system	200,000
2013	Security Lock Upgrade	250-2000	Jail	29	Replace and upgrade existing electronic lock system	15,000
2013	Install new recirculation laterals in cell 4	393-1201	Landfill	45	Annual installation of new recirculation laterals in cell 4	90,000
2014	Install new recirculation laterals in cell 4	393-1201	Landfill	45	Annual installation of new recirculation laterals in cell 4	93,600
2015	Install new recirculation laterals in cell 4	393-1201	Landfill	45	Annual installation of new recirculation laterals in cell 4	97,400
2016	Install new recirculation laterals in cell 4	393-1201	Landfill	45	Annual installation of new recirculation laterals in cell 4	101,200
2017	Install new recirculation laterals in cell 4	393-1201	Landfill	45	Annual installation of new recirculation laterals in cell 4	105,300
2013	Milford Mine Memorial Park	520-1001	Parks	33	Build park dedicated to miners that died in 1924	30,000
2015	Pickup Truck Replacement	520-2001	Parks	32	Replace 3/4 Ton Pickup 936	30,000
2013	Remodel Land Services Building	107-1000	Property Valuation & Classification	34	Remodel and improve floor plan of the Land Services Building	200,000
2015	Assessing, Tax, Permitting and Land ERP solution	107-2002	Property Valuation & Classification	31	ERP Solution for Assessing, Tax, Permitting and Land	1,000,000
2016	Assessing, Tax, Permitting and Land ERP Solution	107-2002	Property Valuation & Classification	31	ERP Solution for Assessing, Tax, Permitting and Land.	1,000,000
2017	Assessing, Tax, Permitting and Land ERP solution	107-2002	Property Valuation & Classification	31	ERP Solution for Assessing, Tax, Permitting and Land	1,000,000
2013	Pickup Truck Replacement	670-2002	Public Land Management	32	Replace 3/4 ton Pickup 932	30,000
2013	Tax Forfeited Parcel Database	670-2006	Public Land Management	37	Consolidation of multiple spreadsheets and databases into a single loaction	5,000
2014	Storage Building	670-0001	Public Land Management	37	Consolidated storage for Land Services Equipment (5 areas to 2)	25,000
2014	Snowmobile Replacement	670-2004	Public Land Management	30	Snowmobile	9,000
2014	Pickup Truck	670-2005	Public Land Management	32	New 1/2 Ton Pickup for 3 Land Services supervisors (site visits, permit admin, meeting attendance)	30,000
2015	Snowmobile Replacement	670-2004	Public Land Management	30	Snowmobile	9,000
2016	ATV Replacement	670-2003	Public Land Management	30	ATV Replacement	10,000
2017	ATV Replacement	670-2003	Public Land Management	30	ATV Replacement	10,000
2013	New LEC	201-0011	Sheriff	35	Planning, Designing and Building a new LEC	600,000
2013	Emergency Vehicle Replacement	201-2501	Sheriff	29	Replacement of emergency vehicles	265,000
2013	Emergency Equipment Replacement	201-2502	Sheriff	29	Replacment of emergency equipment	138,000
2013	800 MHz	201-2503	Sheriff	29	To Complete the 2012 800 MHz project	400,000
2014	New LEC	201-0011	Sheriff	35	Planning, Designing and Building a new LEC	6,400,000
2014	New LEC	201-0011a	Sheriff	34	Planning, Designing and Building a new LEC	8,000,000
2014	Emergency Vehicle Replacement	201-2501	Sheriff	29	Replacement of emergency vehicles	294,000
2014	Emergency Equipment Replacement	201-2502	Sheriff	29	Replacement of emergency equipment	165,000
2015	Emergency Vehicle Replacement	201-2501	Sheriff	29	Replacement of emergency vehicles	234,000
2015	Emergency Equipmet Replacement	201-2502	Sheriff	29	Replacement of emergency equipment	139,000
2016	Emergency Vehicle Replacement	201-2501	Sheriff	29	Replacement of emergency vehicles	249,000
2016	Emergency Equipment Replacement	201-2502	Sheriff	29	Replacement of emergency equipment	134,000
2017	Emergency Vehicle Replacement	201-2501	Sheriff	29	Replacement of emergency vehicles	331,000
2017	Emergency Equipment Replacement	201-2502	Sheriff	29	Replacement of emergency equipment	212,000
2018	Emergency Vehicle Replacement	201-2501	Sheriff	29	Replacement of emergency vehicles	301,000
2018	Emergency Equipment Replacement	201-2502	Sheriff	29	Replacement of emergency equipment	174,000

FORM A

26

FORM A

27

FORM A

28

FORM A

29

FORM A

30

FORM A

31

FORM A

32

FORM A

33

FORM A

34

**CROW WING COUNTY
CAPITAL IMPROVEMENT PLAN
CAPITAL PROJECT REQUEST FORM**

FORM A

FUND	43	DEPT	Information Technology			PROJ#	61-2011
PROJECT TITLE	Future Infrastructure enhancements						
PRIORITY	0						
DESCRIPTION / LOCATION	Future planning for Infrastructure for the new county systems						
PURPOSE / JUSTIFICATION	To keep IS infrastructure up to speed with the new programs						
FUTURE IMPACT ON OPERATING COSTS							
FUNDING SOURCE AND AMOUNT	Fund Balance						
	CURRENT						2013 - 2018
ACCOUNT DESCRIPTION	YEAR	2014	2015	2016	2017	2018	TOTAL
Comp. Eq. & Software Over \$5K	-	150,000	200,000	200,000	200,000	-	\$ 750,000
-	-						\$ -
							\$ -
							\$ -
TOTAL	\$ -	\$ 150,000	\$ 200,000	\$ 200,000	\$ 200,000	\$ -	\$ 750,000

**CROW WING COUNTY
CAPITAL IMPROVEMENT PLAN
CAPITAL PROJECT REQUEST FORM**

FORM A

FUND	43	DEPT	Information Technology			PROJ#	61-2012
PROJECT TITLE	Windows 7 - county-wide rollout						
PRIORITY	0						
DESCRIPTION / LOCATION							
PURPOSE / JUSTIFICATION	est. 296 at \$119 each and 78 @100 for upgrade to 4GB RAM						
FUTURE IMPACT ON OPERATING COSTS							
FUNDING SOURCE AND AMOUNT	Fund Balance						
	CURRENT						2013 - 2018
ACCOUNT DESCRIPTION	YEAR	2014	2015	2016	2017	2018	TOTAL
Comp. Eq. & Software Over \$5K	45,000	-	-	-	-	-	\$ 45,000
-	-						\$ -
							\$ -
							\$ -
TOTAL	\$ 45,000	\$ -	\$ -	\$ -	\$ -	\$ -	\$ 45,000

FORM A

37

FORM A

38

**CROW WING COUNTY
CAPITAL IMPROVEMENT PLAN
CAPITAL PROJECT REQUEST FORM**

FORM A

FUND	43	DEPT	Information Technology			PROJ#	61-2016
PROJECT TITLE	Doc imaging / workflow - Employee Access to Personnel Files using Web Services						
PRIORITY	0						
DESCRIPTION / LOCATION							
PURPOSE / JUSTIFICATION							
FUTURE IMPACT ON OPERATING COSTS	All config, no annual maint						
FUNDING SOURCE AND AMOUNT	Fund Balance						
	CURRENT						2013 - 2018
ACCOUNT DESCRIPTION	YEAR	2014	2015	2016	2017	2018	TOTAL
Comp. Eq. & Software Over \$5K	8,000	-	-	-	-	-	\$ 8,000
-	-						\$ -
							\$ -
							\$ -
TOTAL	\$ 8,000	\$ -	\$ -	\$ -	\$ -	\$ -	\$ 8,000

**CROW WING COUNTY
CAPITAL IMPROVEMENT PLAN
CAPITAL PROJECT REQUEST FORM**

FORM A

FUND	43	DEPT	Information Technology				PROJ#	61-2017
PROJECT TITLE	Doc imaging / workflow - Improving document management using workflow							
PRIORITY	0							
DESCRIPTION / LOCATION								
PURPOSE / JUSTIFICATION								
FUTURE IMPACT ON OPERATING COSTS	\$6500 annual maint							
FUNDING SOURCE AND AMOUNT	Fund Balance							
	CURRENT							2013 - 2018
ACCOUNT DESCRIPTION	YEAR	2014	2015	2016	2017	2018	TOTAL	
Comp. Eq. & Software Over \$5K	41,450	-	-	-	-	-	\$ 41,450	
-	-						\$ -	
							\$ -	
							\$ -	
TOTAL	\$ 41,450	\$ -	\$ -	\$ -	\$ -	\$ -	\$ 41,450	

FORM A

41

**CROW WING COUNTY
CAPITAL IMPROVEMENT PLAN
CAPITAL PROJECT REQUEST FORM**

FORM A

FUND	43	DEPT	Information Technology				PROJ#	61-2019
PROJECT TITLE	Doc imaging / workflow - Printing directly to document imaging system							
PRIORITY	0							
DESCRIPTION / LOCATION								
PURPOSE / JUSTIFICATION								
FUTURE IMPACT ON OPERATING COSTS	\$2500 annual maint							
FUNDING SOURCE AND AMOUNT	Fund Balance							
	CURRENT							2013 - 2018
ACCOUNT DESCRIPTION	YEAR	2014	2015	2016	2017	2018	TOTAL	
Comp. Eq. & Software Over \$5K	16,500	-	-	-	-	-	\$ 16,500	
-	-						\$ -	
							\$ -	
							\$ -	
TOTAL	\$ 16,500	\$ -	\$ -	\$ -	\$ -	\$ -	\$ 16,500	

FORM A

43

**CROW WING COUNTY
CAPITAL IMPROVEMENT PLAN
CAPITAL PROJECT REQUEST FORM**

FORM A

FUND	43	DEPT	Information Technology				PROJ#	61-2021
PROJECT TITLE	Online project with RtVision (All departments other than Land Services)							
PRIORITY	0							
DESCRIPTION / LOCATION								
PURPOSE / JUSTIFICATION								
FUTURE IMPACT ON OPERATING COSTS								
FUNDING SOURCE AND AMOUNT	Fund Balance							
	CURRENT							2013 - 2018
ACCOUNT DESCRIPTION	YEAR	2014	2015	2016	2017	2018	TOTAL	
Comp. Eq. & Software Over \$5K	60,000	-	-	-	-	-	\$ 60,000	
-	-						\$ -	
							\$ -	
							\$ -	
TOTAL	\$ 60,000	\$ -	\$ -	\$ -	\$ -	\$ -	\$ 60,000	

FORM A

45

FORM A

46

FORM A

47

FORM A

48

FORM A

49

FORM A

50

FORM A

51

FORM A

52

FORM A

53

FORM A

54

FORM A

55

FORM A

56

FORM A

57

FORM A

58

FORM A

59

**CROW WING COUNTY
CAPITAL IMPROVEMENT PLAN
CAPITAL PROJECT REQUEST FORM**

FORM A

FUND	43	DEPT	Facilities				PROJ#	110-2001
PROJECT TITLE	John Deere front end loader							
PRIORITY	29							
DESCRIPTION / LOCATION	Equipment replacement							
PURPOSE / JUSTIFICATION	Equipment replacement plan							
FUTURE IMPACT ON OPERATING COSTS								
FUNDING SOURCE AND AMOUNT	Fund Balance							
	CURRENT						2013 - 2018	
ACCOUNT DESCRIPTION	YEAR	2014	2015	2016	2017	2018	TOTAL	
Building - Imp. Over \$5K	-	-	25,000	-	-	-	\$ 25,000	
-	-						\$ -	
							\$ -	
							\$ -	
TOTAL	\$ -	\$ -	\$ 25,000	\$ -	\$ -	\$ -	\$ 25,000	

FORM A

61

FORM A

62

FORM A

63

FORM A

64

FORM A

65

FORM A

66

FORM A

67

FORM A

68

FORM A

69

FORM A

70

FORM A

71

FORM A

72

FORM A

73

FORM A

74

FORM A

75

FORM A

76

FORM A

77

FORM A

78

FORM A

79

FORM A

80

FORM A

81

FORM A

82

FORM A

83

FORM A

84

FORM A

85

FORM A

86

FORM A

87

FORM A

88

FORM A

89

FORM A

90

FORM A

91

FORM A

92

FORM A

93

CROW WING COUNTY

2012-2016

Highway Improvement Plan



**CR 104 Gravel to Bituminous
Conversion - 2011**



Table of Contents



Description	Page
Responsibilities and Roadway Descriptions	3
Purpose of Highway Improvement Plan (HIP)	4
Primary Funding Sources	5
Average Daily Traffic Distribution Map	7
Functional Class Map	8
2012-2016 Project Summary Map	9
First Assessment District 2012-2016 Project Summary Map	10
2012 Program Map and Detailed Description	11
2013 Program Map and Detailed Description	13
2014 Program Map and Detailed Description	15
2015 Program Map and Detailed Description	17
2016 Program Map and Detailed Description	19
2017+ Program Map and Detailed Description	21
Pavement Condition Ratings	23
Roadway Improvement Priority	24
System Performance Targets	25
System Performance Summary	26
CSAH System Performance Summary	27
CR System Performance Summary	28
Overall System Performance Summary	29
Ride Quality Index Summary Map	30
2012 CSAH Priority List	31
2012 CR Priority List	32
Gravel Road Map and Listing	33
Bridge Priority Map and Detailed Lists	35
Contact Information	39

Responsibilities and Roadway Descriptions



Responsibilities

The Crow Wing County Highway Department is responsible for the maintenance and administration of over 610 miles of county roads, secondary roads and 84 bridges. This includes activities such as engineering design, construction management, signing, and routine maintenance of all kinds (snowplowing, patching potholes, crack sealing, mowing roadsides, cleaning culverts, etc).

Roadway Descriptions

The county roadway system is comprised of two different categories. There are about 380 miles of County State Aid Highways (CSAH) which are supported by the Minnesota Highway Users Tax Distribution Fund. This is made up primarily of gas tax and vehicle license or registration fees. There are about 180 miles of County Roads (CR) which are supported entirely by local property taxes. This is referred to as the County Road & Bridge Levy.

In Crow Wing County, the County State Aid Highways (CSAH) are identified by one and two digit numbers, such as CSAH 1 between Pine River and Emily, or CSAH 11 from Pequot Lakes to Breezy Point. The County Roads (CR) are identified by three digit numbers such as CR 142 located near the County Highway Department complex.

In addition to CSAHs and CRs, the Crow Wing County Highway Department is responsible for the maintenance of about 60 miles of Township Roads. These are primarily located in the unorganized territories that make up the First and Second Assessment Districts. In these areas, the County acts as the road authority in the absence of an organized Township Board. Where appropriate, this five-year Highway Improvement Plan incorporates planned roadway improvements in these areas.

Purpose of Highway Improvement Plan (HIP)



The primary purpose of the HIP is to provide a mid range planning document that can easily be shared with the public allowing both the residents and visitors of Crow Wing County to plan for future roadway improvements. It also is intended to provide a transparent method to relay how roadway improvement priorities are established and how limited roadway funding is utilized.

Each HIP also includes a yearly report on the condition of the County roadway system and its performance compared to established performance targets related to ride quality. Each HIP also contains a priority listing of county, township, and municipal bridges that are in need of rehabilitation or replacement.

Primary Funding Sources



Federal Funds – Funds assigned to projects through the Federal Transportation Bill, Federal Safety Programs or other special federal transportation programs.

State Aid (SA) Funds (Regular) – Annual allocation to the County from State gas tax and vehicle license or registration fees. Regular SA funds may be utilized for any element related to roadway construction or rehabilitation on the CSAH system. These funds may not be used on the CR system.

State Aid (SA) Funds (Municipal) – Annual allocation to the County from State gas tax and vehicle license or registration fees. Municipal SA funds are designated to be utilized for any element related to roadway construction or rehabilitation on the CSAH system located within the established boundaries of a municipality. These funds may not be used on the CR system or in areas outside of a municipality.

County Road and Bridge Levy - Funds generated directly from Crow Wing County tax revenue. These levy funds are primarily intended to maintain the CR system but may also be used to supplement other funding sources.

Primary Funding Sources

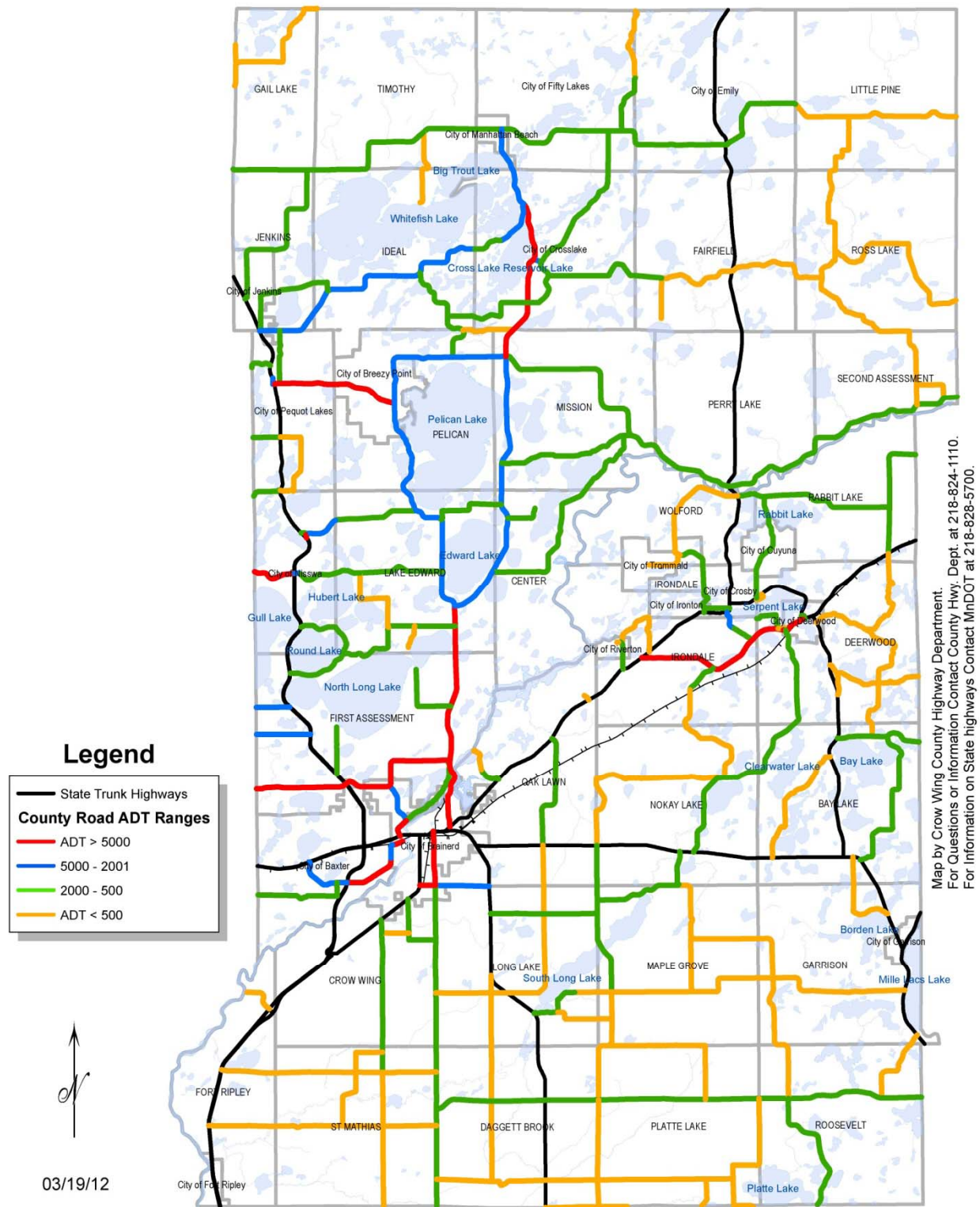


First Assessment District (FAD) Road and Bridge Levy - Funds generated directly from township level tax revenue. These funds are designated to be utilized for any element related to roadway construction or rehabilitation within the FAD only. These funds are not intended to be used on the CR or CSAH system.

Bridge Bonding – Funding allocated by State legislative action to complete specific bridge construction projects on any County, Township or Municipal roadway within the County. Bridge bonding is normally only allocated after a complete set of bridge design plans has been developed.

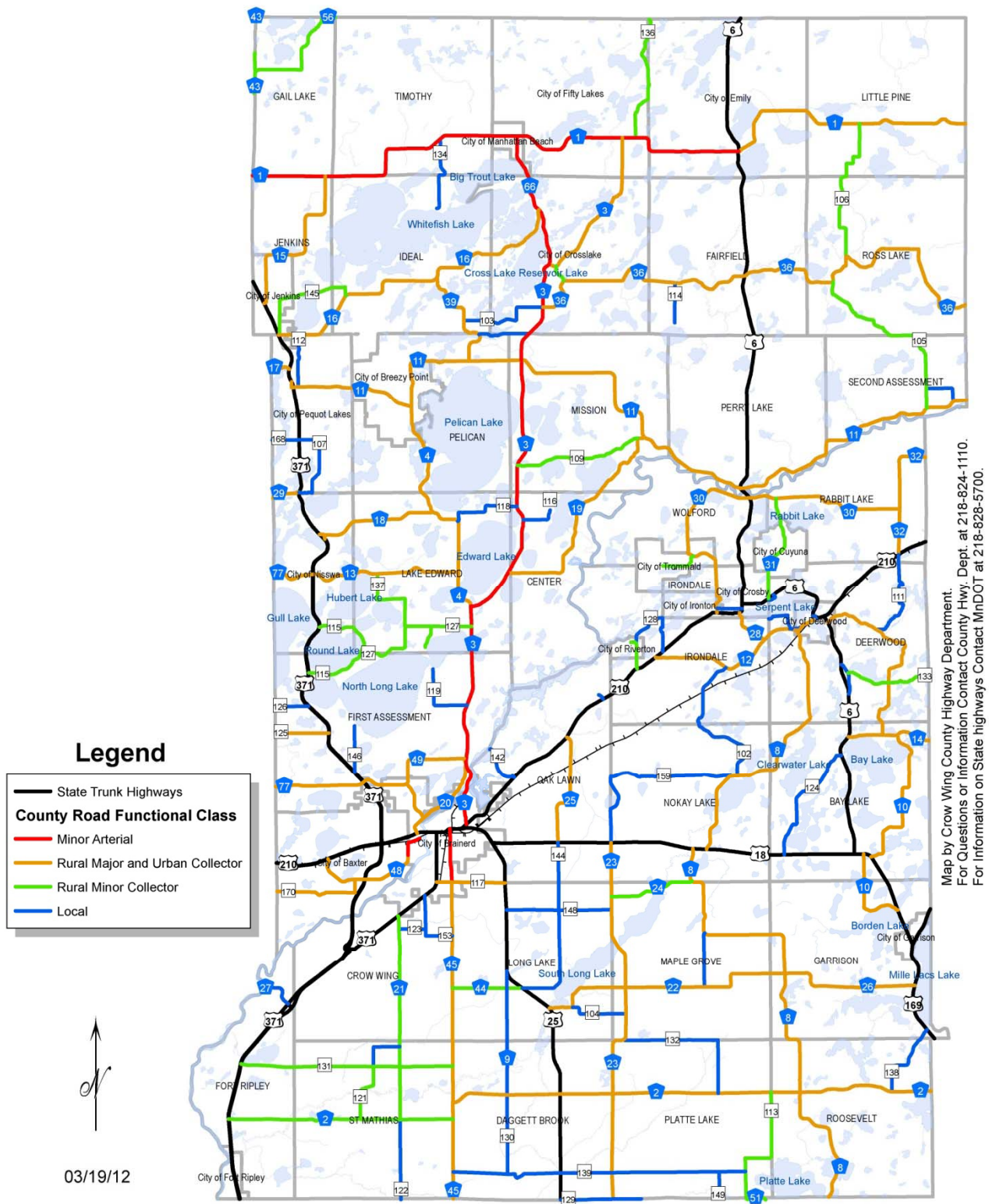
CROW WING COUNTY

Average Daily Traffic Ranges



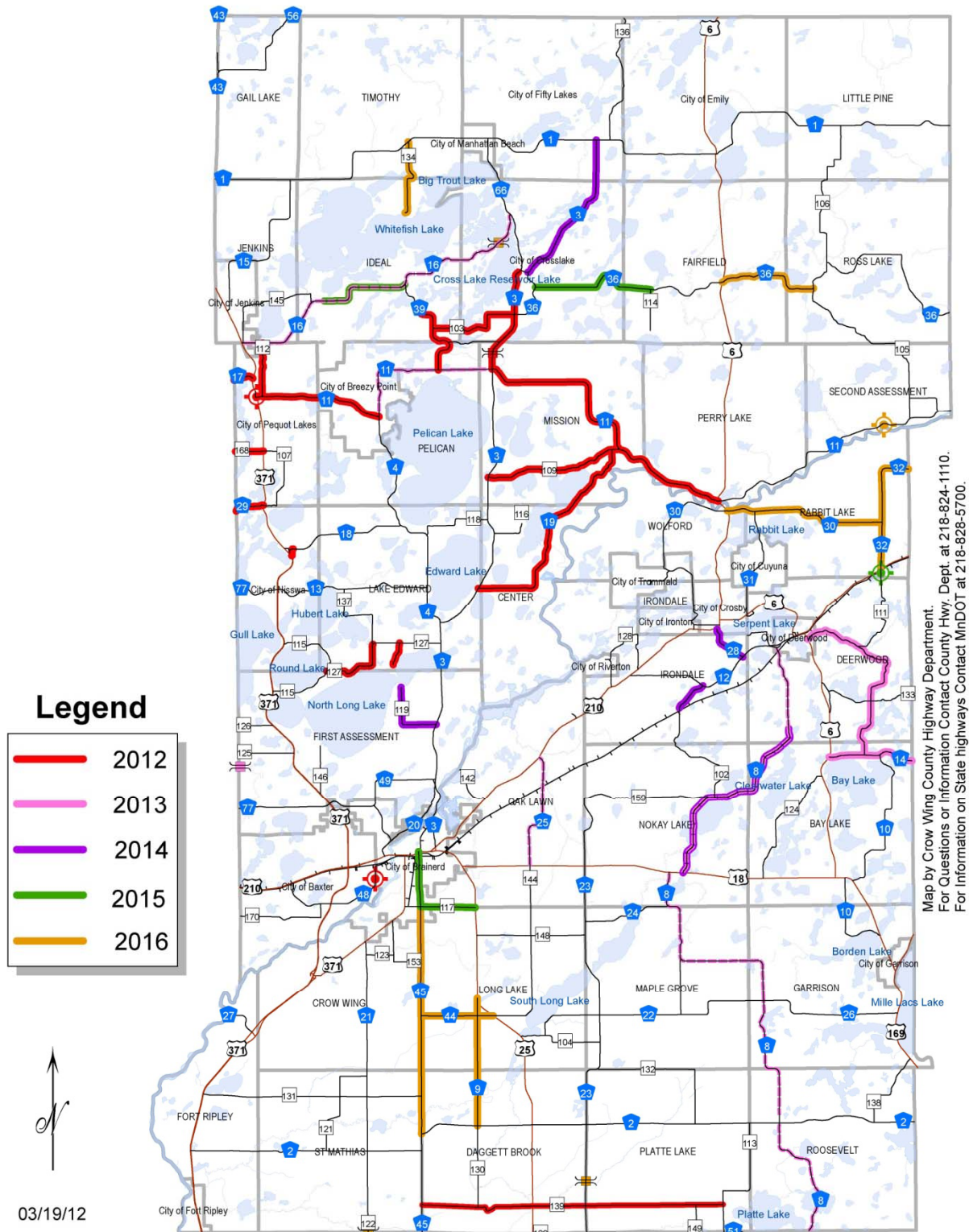
CROW WING COUNTY

Functional Class

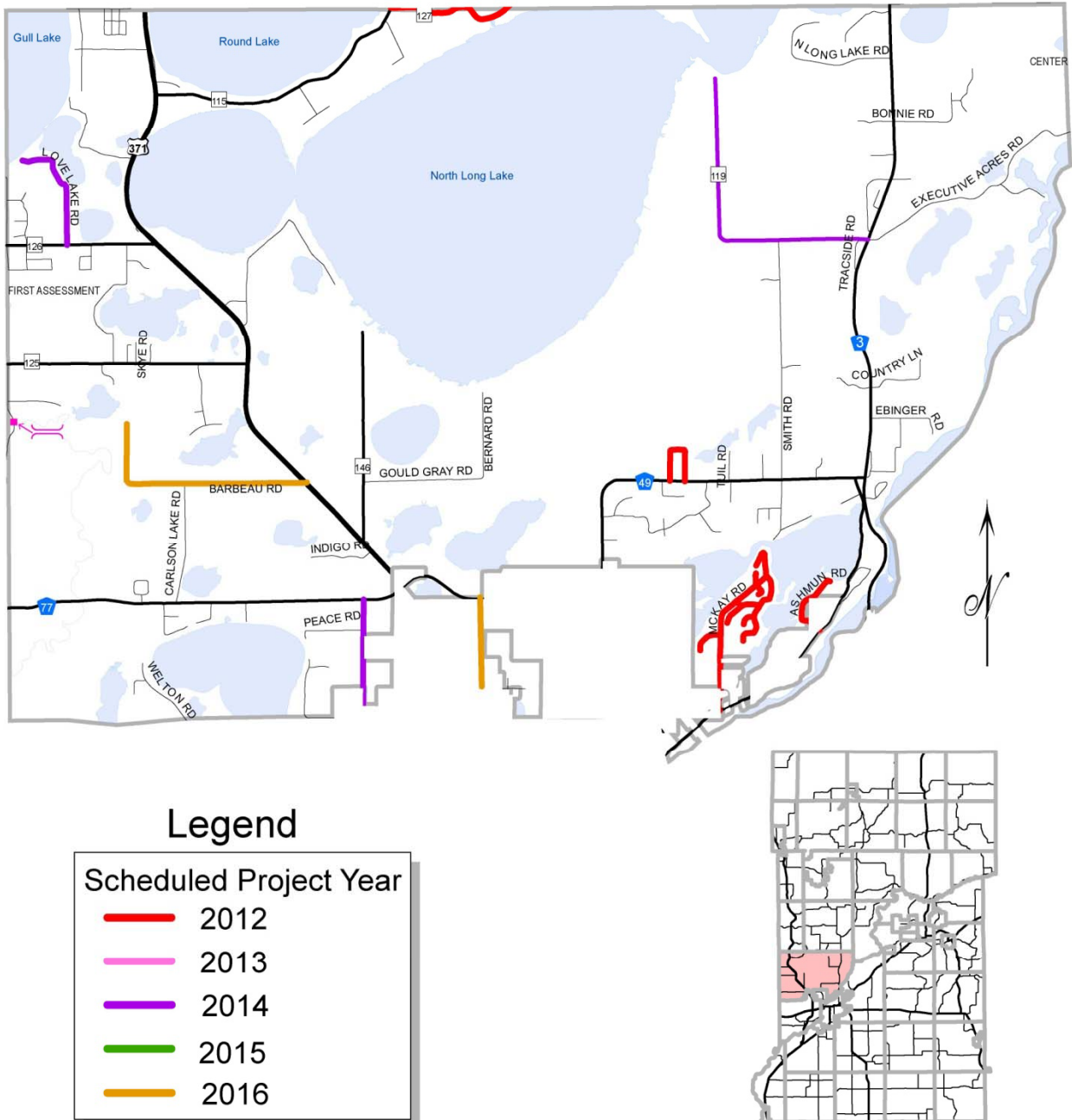


CROW WING COUNTY

2012-2016 Highway Improvement Plan



CROW WING COUNTY First Assessment District 2012 - 2016 Highway Improvement Plan



03/19/2012

Map by Crow Wing County Highway Department.
For Questions or Information Contact County Hwy. Dept. at 218-824-1110.
For Information on State highways Contact MnDOT at 218-828-5700.

Map by Crow Wing County Highway Department.
For Questions or Information Contact County Hwy. Dept. at 218-824-1110.

03/19/12

PROPOSED 2012 PROGRAM

2012 RECONSTRUCTION

CSAH 18	018-618-009	Realignment from TH 371 to CSAH 18 East of Nisswa
---------	-------------	---

2012 RESURFACING

CSAH 3	018-603-021	Resurfacing from CSAH 11 to 0.1 miles south of CSAH 66
CSAH 11	018-611-024	Resurfacing from TH 371 to CSAH 4
CR 127	018-127-004	Resurfacing from CR 115 to CR 137
CR 139	018-139-001	Gravel/subgrade improvements from CR 113 to CSAH 45
FAD 301	018-301-000	Resurfacing Ashmun Rd.
FAD 319	018-319-000	Resurfacing McKay Road
FAD 328	018-328-000	Surfacing Terra Trac Road
FAD 336	018-336-000	Resurfacing Birch Lane N
FAD 339	018-339-000	Resurfacing Birch Lane S
FAD 347	018-347-000	Resurfacing Birchwood Lane
FAD 355	018-355-000	Resurfacing Andberg Way & North Oak Drive
FAD 361	018-361-000	Resurfacing Mitchell Circle
FAD 363	018-363-000	Resurfacing Oak Bluff

2012 BRIDGE REPLACEMENT

CSAH 3	018-603-021	Bridge replacement over Pelican Brook south of Crosslake
--------	-------------	--

2012 SPOT IMPROVEMENTS

CSAH 48	018-648-010	Intersection Improvements/Signal revisions at CSAH 48/College Drive
---------	-------------	---

2012 OTHER PROJECTS

Co. Wide	Various	Preventative maint. surface treatments - CSAH 19, CSAH 39, CR 103
Co. Wide	018-200-040	Annual pavement marking project
Co. Wide	018-000-000	Multi-year retroreflectivity project

2012 ENGINEERING

CSAH 18	018-618-009	Construction inspection
CSAH 48	018-648-010	Construction Inspection/Design

2012 RIGHT OF WAY

CSAH 18	018-618-009	25% R/W Purchase for 2012 Construction
FAD 331	018-599-031	100% R/W purchase for 2013 bridge replacement over Gull River

2012 EXPENDITURES BY FUNDING SOURCE

TOTAL	FEDERAL FUNDS	REGULAR STATE AID FUNDS	MUNICIPAL STATE AID FUNDS	CROW WING COUNTY LEVY	BRIDGE BONDING	TOWN BRIDGE ACCOUNT	FAD LEVY
\$7,389,086	\$1,064,372	\$2,635,789	\$1,015,300	\$2,254,425	\$0	\$0	\$419,200

This map displays the Crow Wing County Highway Department's jurisdiction. It includes numerous towns such as GAIL LAKE, TIMOTHY, City of Fifty Lakes, City of Emily, LITTLE PINE, City of Manhattan Beach, Big Trout Lake, Whitefish Lake, IDEAL, City of Crosslake, FAIRFIELD, ROSS LAKE, City of Jenkins, City of Breezy Point, City of Pequot Lakes, MISSION, PERRY LAKE, City of Newaygo, LAKE EDWARD, CENTER, City of Ironville, City of Ironport, City of Irondale, City of Crosby, City of Deerwood, City of Brainerd, City of Baxter, CROW WING, LONG LAKE, MAPLE GROVE, GARRISON, ROOSEVELT, and RIPLEY. The map also shows several lakes, including Pelican Lake, Round Lake, North Long Lake, South Long Lake, Bay Lake, and Clearwater Lake. Major roads are marked with route numbers, and the map is divided into sections labeled 'FIRST ASSESSMENT' and 'SECOND ASSESSMENT'. A legend in the bottom right corner indicates that the map is provided by the Crow Wing County Highway Department and includes contact information for questions or information.

03/19/12

PROPOSED 2013 PROGRAM

2013 RECONSTRUCTION

		None
--	--	------

2013 RESURFACING

CSAH 10	018-610-006	Resurfacing from CSAH 14 to TH 6
CSAH 14	018-614-004	Resurfacing from TH 6 to Aitkin Co. Line

2013 BRIDGE REPLACEMENT

FAD 331	018-599-031	Gull River Road bridge replacement
---------	-------------	------------------------------------

2013 SPOT IMPROVEMENTS

Co. Wide	018-000-000	HSIP Curve Delineation Signing
----------	-------------	--------------------------------

2013 OTHER PROJECTS

CSAH 18	018-618-009	Lump sum turn back payment to Nisswa (pending negotiation)
Co. Wide	018-000-000	Preventative maintenance surface treatments
Co. Wide	018-200-000	Annual pavement marking project
Co. Wide	018-000-000	Multi-year retroreflectivity project

2013 ENGINEERING

CSAH 3	018-603-022	75% In-house design for 2014 construction
FAD Wide	018-000-000	FAD Transportation and storm water management plan

2013 RIGHT OF WAY

CSAH 3	018-603-022	75% R/W purchase for 2014 construction
--------	-------------	--

2013 EXPENDITURES BY FUNDING SOURCE

TOTAL	FEDERAL FUNDS	REGULAR STATE AID FUNDS	MUNICIPAL STATE AID FUNDS	CROW WING COUNTY LEVY	BRIDGE BONDING	TOWN BRIDGE ACCOUNT	FAD LEVY
\$4,658,000	\$947,000	\$2,211,000	\$75,000	\$744,000	\$0	\$336,022	\$344,978

Map by Crow Wing County Highway Department.
For Questions or Information Contact County Hwy. Dept. at 218-824-1110

Map by Crow Wing County Highway Department.
For Questions or Information Contact County Hwy. Dept. at 218-824-1110.
For Information on State highways Contact MnDOT at 218-828-5700.

PROPOSED 2014 PROGRAM

2014 RECONSTRUCTION

CSAH 3	018-603-022	Reconstruction from CSAH 37 to CSAH 1
--------	-------------	---------------------------------------

2014 RESURFACING

CSAH 8	018-608-010	Resurfacing from TH 18 to 7.7 miles North
CSAH 28	018-628-002	Resurfacing from CSAH 12 to TH 210
CR 119	018-119-000	Resurfacing from CSAH 3 to North Long Lake
CR 102	018-102-000	Resurfacing from 4.6 Miles N. of CASH 8 to CSAH 12
FAD 306	018-306-000	Resurfacing Love Lake Rd.
FAD 366	018-366-000	Resurfacing Inglewood Dr.

2014 BRIDGE REPLACEMENT

		None
--	--	------

2014 SPOT IMPROVEMENTS

		None
--	--	------

2014 OTHER PROJECTS

Co. Wide	018-000-000	Preventative maintenance surface treatments
Co. Wide	018-200-000	Annual pavement marking project
Co. Wide	018-000-000	Multi-year retroreflectivity project

2014 ENGINEERING

CSAH 3	018-603-022	25% In-house design for 2014 construction
CSAH 3	18-603-022	Construction inspection
CSAH 36	018-636-000	75% In-house design for 2015 construction

2014 RIGHT OF WAY

CSAH 3	018-603-022	25% R/W Purchase for 2014 Construction
CSAH 36	018-636-000	75% R/W purchase for 2014 construction

2014 EXPENDITURES BY FUNDING SOURCE

TOTAL	FEDERAL FUNDS	REGULAR STATE AID FUNDS	MUNICIPAL STATE AID FUNDS	CROW WING COUNTY LEVY	BRIDGE BONDING	TOWN BRIDGE ACCOUNT	FAD LEVY
\$6,215,000	\$1,071,200	\$2,428,800	\$1,400,000	\$1,113,000	\$0	\$0	\$202,000

[illegible]

Map by Crow Wing County Highway Department.
For Questions or Information Contact County Hwy. Dept. at 218-824-1110.
For Information on State highways Contact MnDOT at 218-828-5700.

PROPOSED 2015 PROGRAM

2015 RECONSTRUCTION

CSAH 36	018-636-000	Reconstruction from CSAH 37 to CR 114
---------	-------------	---------------------------------------

2015 RESURFACING

CSAH 16	018-616-000	Resurfacing from Peoria Road to CSAH 39
CSAH 45	018-645-000	Resurfacing from CR 117 to TH 210 in Brainerd
CR 117	018-117-000	Resurfacing from TH 25 to CSAH 45

2015 BRIDGE REPLACEMENT

		None
--	--	------

2015 SPOT IMPROVEMENTS

CR 111	018-111-000	Install RR crossing gates on CR 111
--------	-------------	-------------------------------------

2015 OTHER PROJECTS

Co. Wide	018-000-000	Preventative maintenance surface treatments
Co. Wide	018-200-000	Annual pavement marking project

2015 ENGINEERING

CSAH 36	018-636-000	25% In-house design for 2015 construction
CSAH 36	018-636-000	Construction inspection
CSAH 23	018-623-000	Design CSAH 23 Bridge Replacement

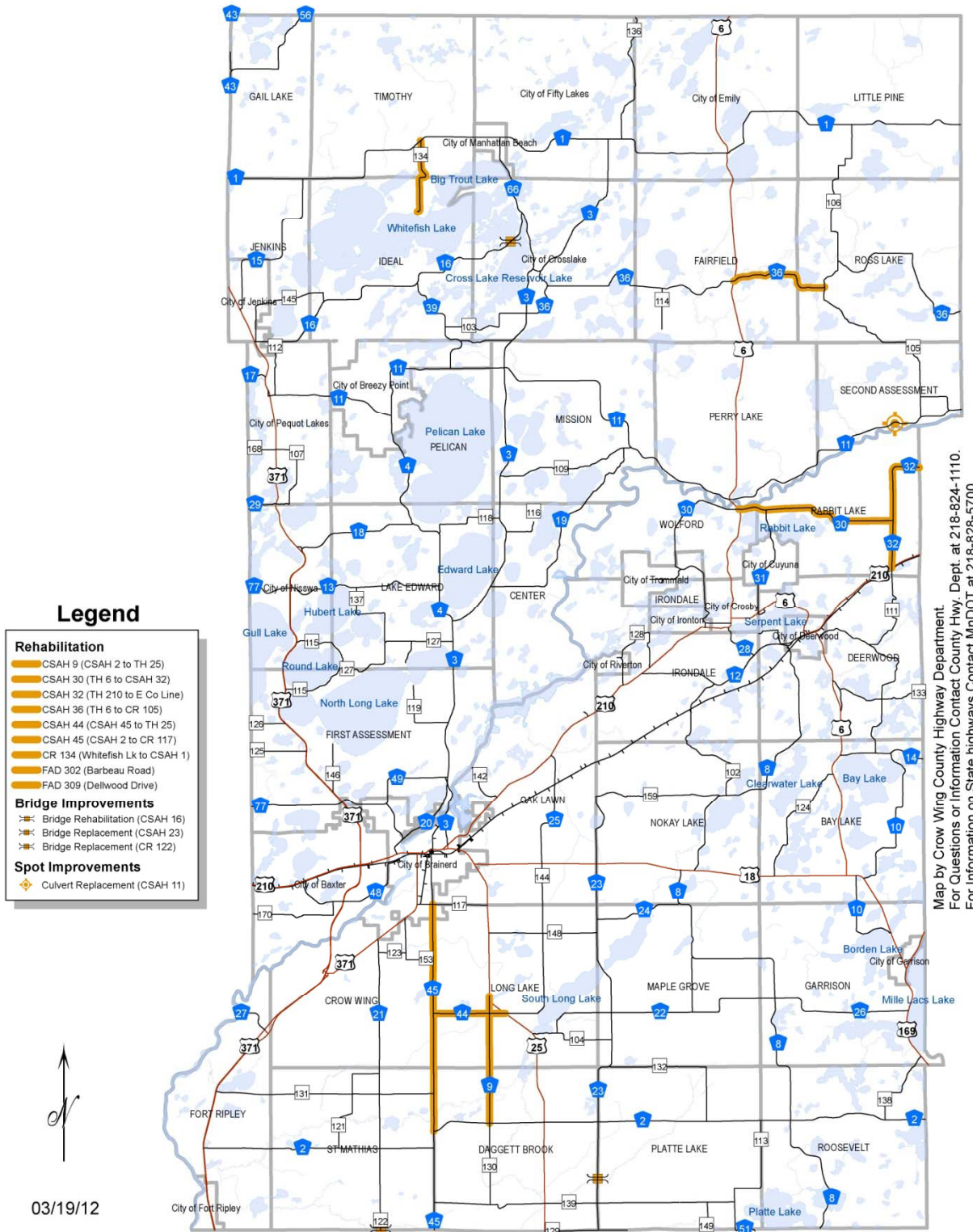
2015 RIGHT OF WAY

CSAH 36	018-636-000	25% R/W purchase for 2015 construction
---------	-------------	--

2015 EXPENDITURES BY FUNDING SOURCE

TOTAL	FEDERAL FUNDS	REGULAR STATE AID FUNDS	MUNICIPAL STATE AID FUNDS	CROW WING COUNTY LEVY	BRIDGE BONDING	TOWN BRIDGE ACCOUNT	FAD LEVY
\$4,983,000	\$2,315,500	\$1,552,000	\$485,000	\$628,500	\$0	\$0	\$2,000

CROW WING COUNTY 2016 Highway Improvement Plan



Map by Crow Wing County Highway Department.
For Questions or Information Contact County Hwy. Dept. at 218-824-1110.
For information on State Highways Contact MnDOT at 218-828-5700.

PROPOSED 2016 PROGRAM

2016 RECONSTRUCTION

		None
--	--	------

2016 RESURFACING

CSAH 36	018-636-000	Resurfacing from TH 6 to CR 105
CSAH 30	018-630-000	Resurfacing from TH 6 to CSAH 32
CSAH 9	018-609-000	Resurfacing from CSAH 2 to TH 25
CSAH 44	018-644-000	Resurfacing from CSAH 45 to TH 25
CSAH 32	018-632-000	Resurfacing from TH 210 to East County Line
CSAH 45	018-645-000	Resurfacing from N. Jct. CSAH 2 to CR 117
CR 134	018-134-000	Resurfacing from Lower Whitefish Lake to CSAH 1
FAD 302	018-302-000	Resurfacing Barbeau Road from W. Co. Line to TH 371
FAD 309	018-309-000	Resurfacing Dellwood Drive from Novotny Road to CSAH 49

2016 BRIDGE REPLACEMENT

CSAH 23	018-623-000	CSAH 23 Bridge #L2839 Replacement - Daggett Brook Crossing
CR 122	018-122-000	CR 122 Bridge #L2841 Replacement- Little Nokasippi Crossing
CSAH 16	018-616-001	Bridge #18501 Deck Rehabilitation

2016 SPOT IMPROVEMENTS

Co. Wide	018-000-000	Unidentified HSIP Project
CSAH 11	018-611-000	CSAH 11 Culvert Replacement - 7.5 miles east of TH 6

2016 OTHER PROJECTS

Co. Wide	018-000-000	Preventative maintenance surface treatments
----------	-------------	---

2016 ENGINEERING

CSAH 23	018-623-000	Design CSAH 23 Bridge Replacement
Co. Wide	Numerous	Design and Inspection on various 2016 CSAH Resurfacing Projects

2016 RIGHT OF WAY

CR 122	018-122-000	R/W for CR 122 Bridge #L2841 Replacement
--------	-------------	--

2016 EXPENDITURES BY FUNDING SOURCE

TOTAL	FEDERAL FUNDS	REGULAR STATE AID FUNDS	MUNICIPAL STATE AID FUNDS	CROW WING COUNTY LEVY	BRIDGE BONDING	TOWN BRIDGE ACCOUNT	FAD LEVY
\$6,205,000	\$713,100	\$4,061,900	\$0	\$1,075,000	\$175,000	\$0	\$180,000

Map by Crow Wing County Highway Department.
For Questions or Information Contact County Hwy. Dept. at 218-824-1110.

03/19/12

PROPOSED 2017+ PROGRAM

RECONSTRUCTION									
CSAH 36	018-636-000	Reconstruction from CR 114 to TH 6							
CR 115	018-115-000	Reconstruction from N. connection TH 371 to S. connection TH 371							
RESURFACING									
CSAH 16	018-616-000	Resurfacing from CR 39 to CSAH 66							
CSAH 17	018-617-000	Resurfacing from TH 371 to Cass Co. Line							
CSAH 25	018-625-000	Resurfacing from TH 18 to TH 210							
CSAH 30	018-630-000	Resurfacing from TH 210 to TH 6							
CSAH 31	018-631-000	Resurfacing from TH 210 to CSAH 30							
CSAH 33	018-633-000	Resurfacing from TH 210 to CSAH 30							
CR 110	018-110-000	Resurfacing from CSAH 12 to west limits of Deerwood Township							
CR 121	018-121-000	Resurfacing from CSAH 2 to 1.31 miles north							
CR 124	018-124-000	Resurfacing from TH 18 to TH 6							
CR 137	018-137-000	Resurfacing from CR 127 to CSAH 13							
OTHER ACTIVITIES									
CSAH 11	018-611-000	Turn back west of future TH 371 bypass alignment							
CSAH 11	018-611-000	Cost participation interchange on future TH 371 bypass alignment							
CR 112	018-112-000	Turn back associated with future TH 371 bypass alignment							

Pavement Condition Ratings



In Crow Wing County, a roadway's pavement condition is quantified using its Ride Quality Index (RQI) which is closely related to the overall roughness of that road. Considerations are also given to the level of surface distress that it may be experiencing. Most commonly these take the form of roadway cracking and rutting and can be closely related to the roughness on some roadways.

The RQI and surface distress of each CSAH and CR is measured by MnDOT every four years as part of the overall pavement management program. Well defined RQI deterioration curves (mathematical formulas) are used to project pavement condition between the years of these actual measurements. Generally RQI is used to determine when rehabilitation is needed. Understanding the type and cause of the surface distress helps determine what form of rehabilitation is needed.

A roadway's RQI combined with its Average Daily Traffic (ADT) is the primary means in which pavement rehabilitation needs are prioritized in Crow Wing County.

RIDE QUALITY INDEX (RQI) RANGES	
CATEGORY	RQI
VERY GOOD	81-100
GOOD	61-80
FAIR	41-60
POOR	21-40
VERY POOR	0-20

Note: Users commonly begin to complain when RQI drops below 50

RQI =54



RQI =36



RQI =26



Roadway Improvement Priority



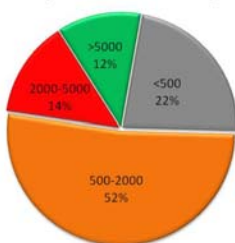
Roadway improvement priority is based on a combination of traffic volume (ADT) and Ride Quality (RQI). The following RQI thresholds that have been established are intended to assist in the determination when roadways in each category will be considered for resurfacing or other forms of rehabilitation. Higher volume roadways are intended to maintain higher standards of RQI.

Specific roadways currently below these established thresholds are located beginning on page **31**.

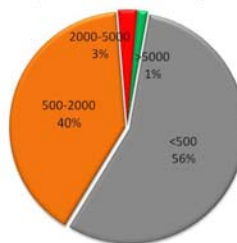
County State Aid Highway (CSAH)		
ADT	RQI	Goal
≥ 5000	60	Maintain Good/Very Good Rating for all High Volume CSAHs
≥ 2000<5000	56	Maintain Fair/Good rating for all Moderate Volume CSAHs
≥ 500<2000	52	Maintain Fair/Good rating for all Moderate Volume CSAHs
<500	48	Maintain Fair Rating for all Low Volume CSAHs

County Roads (CR)		
ADT	RQI	Goal
≥ 5000	58	Maintain Good/Very Good Rating for all High Volume CRs
≥ 2000<5000	54	Maintain Fair/Good rating for all Moderate Volume CRs
≥ 500<2000	52	Maintain Fair/Good rating for all Moderate Volume CRs
<500	48	Maintain Fair Rating for all Low Volume CRs

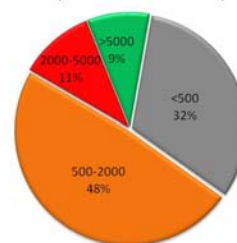
CSAH System Distribution by ADT



CR System Distribution by ADT



Overall System Distribution by ADT



System Performance Targets

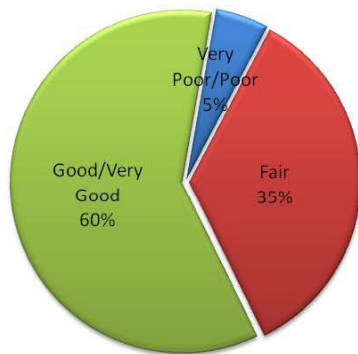


Establishing realistic goals, or targets, is essential in order to successfully manage the long term performance of the County's roadway system. Reporting on these performance targets, and actively working to achieve them, will assist the decision maker when considering where to apply limited future transportation funding.

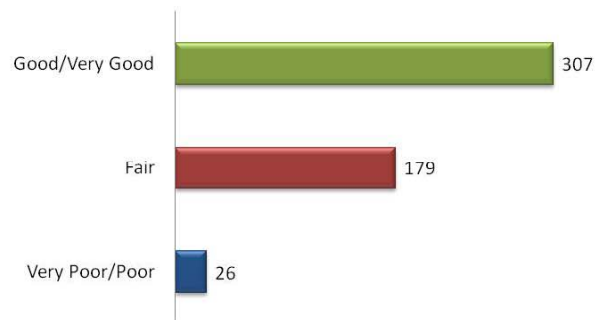
Performance Targets:

1. **No less than 60% of the paved CSAH and CR system in Good/Very Good condition (RQI = 61-100)**
2. **No less than 35% of the paved CSAH and CR system in Fair condition (RQI= 41-60)**
3. **Allow no more than 5% of the paved CSAH and CR system in Poor/Very Poor condition (RQI= 0-40)**

Overall System Performance Target



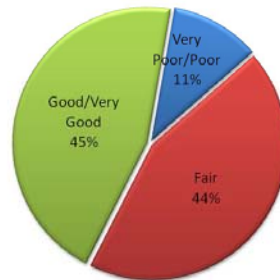
Overall System Performance Target by Mileage



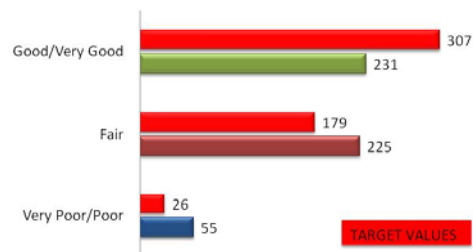
System Performance Summary



Overall System Performance 2012



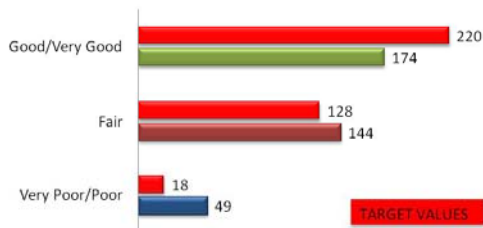
Overall System Mileage Distribution by Performance (511 CSAH + CR Miles)



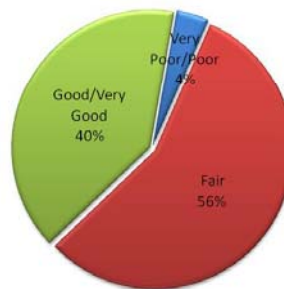
CSAH System Performance 2012



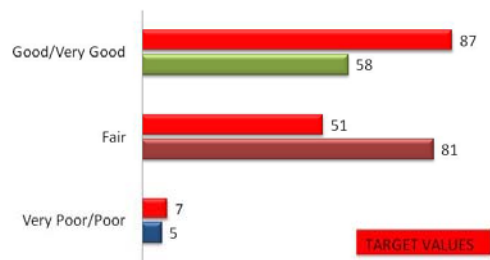
CSAH Mileage Distribution by Performance (367 CSAH Miles)



County Road System Performance 2012



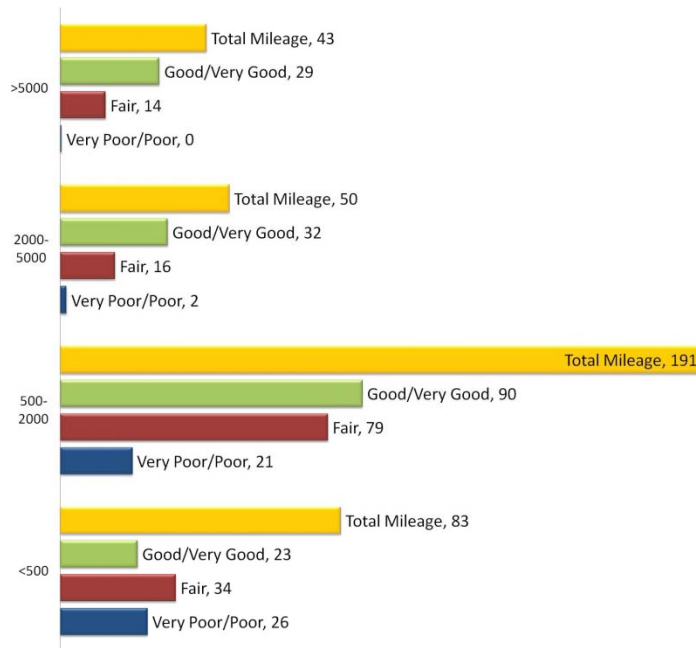
CR Mileage Distribution by Performance (144 CR Miles)



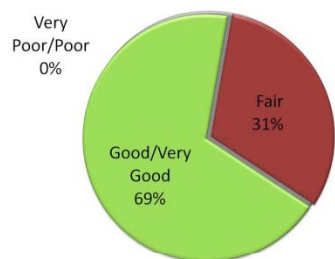
CSAH System Performance Summary



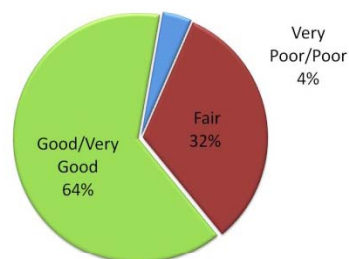
CSAH Mileage Distribution by ADT and Performance
(367 CSAH Miles)



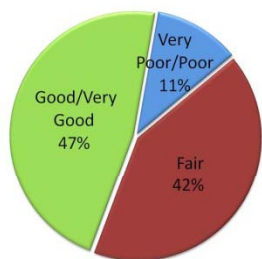
CSAH >5000 ADT Performance



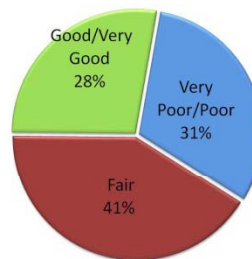
CSAH 2000-5000 ADT Performance



CSAH 500-2000 ADT Performance



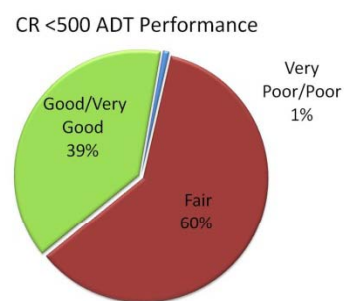
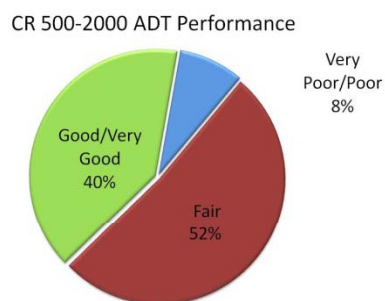
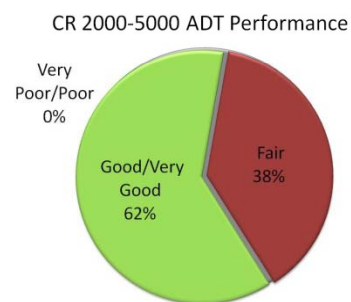
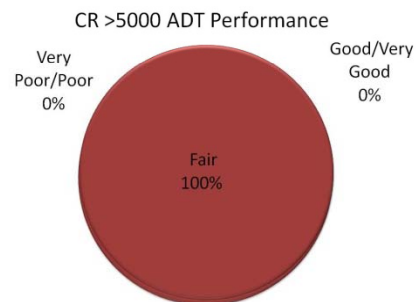
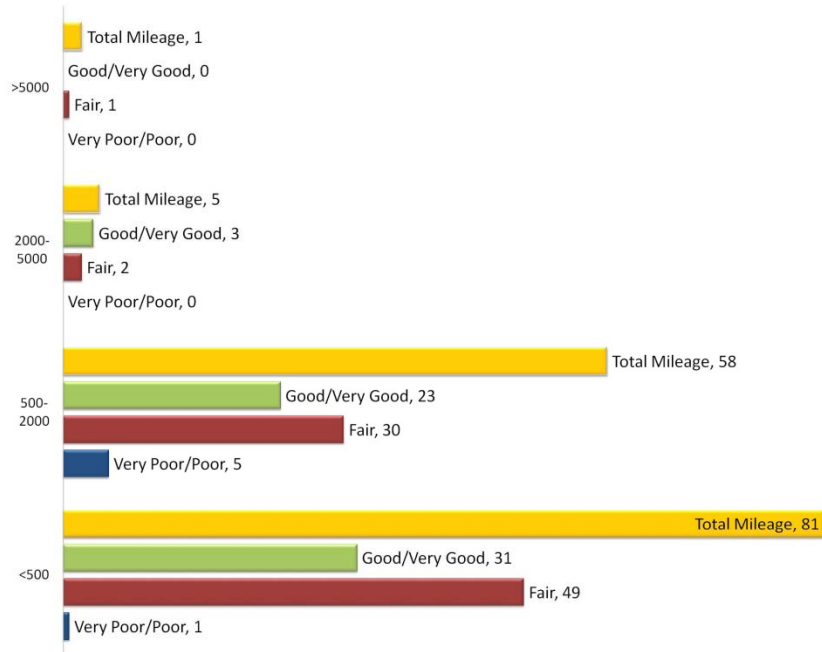
CSAH <500 ADT Performance



CR System Performance Summary



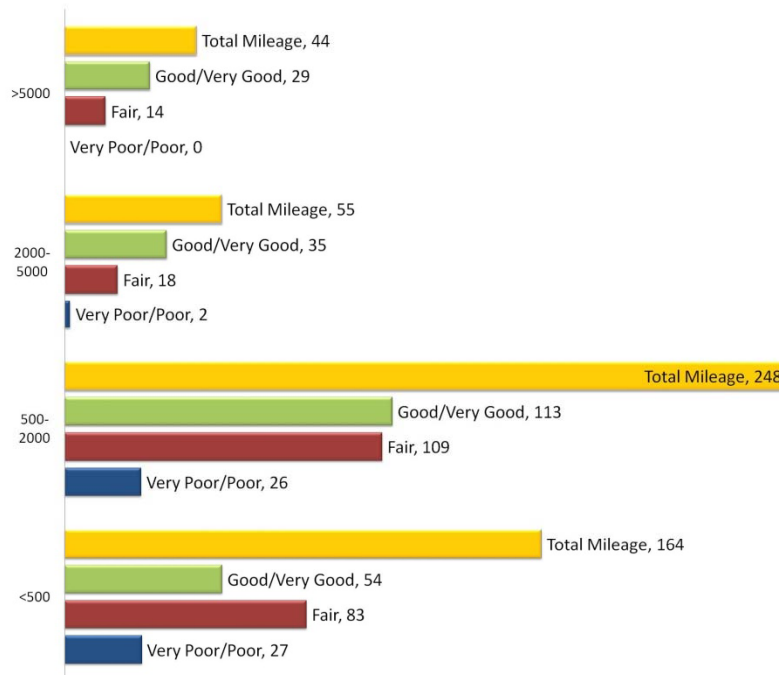
CR Mileage Distribution by ADT and Performance
(144 CR Miles)



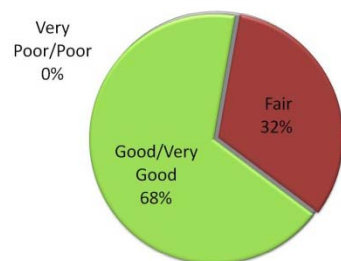
Overall System Performance Summary



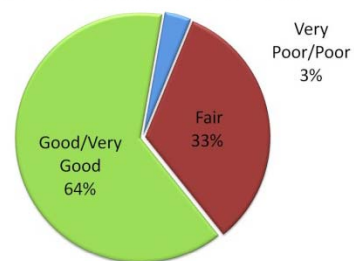
Overall System Mileage Distribution by ADT and Performance
(511 CSAH + CR Miles)



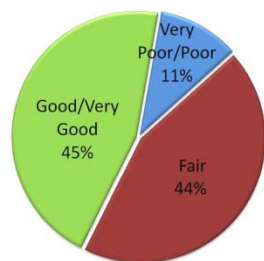
System >5000 ADT Performance



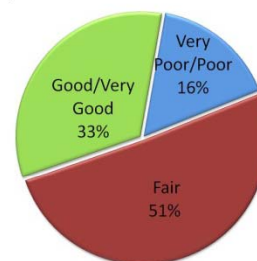
System 2000-5000 ADT Performance



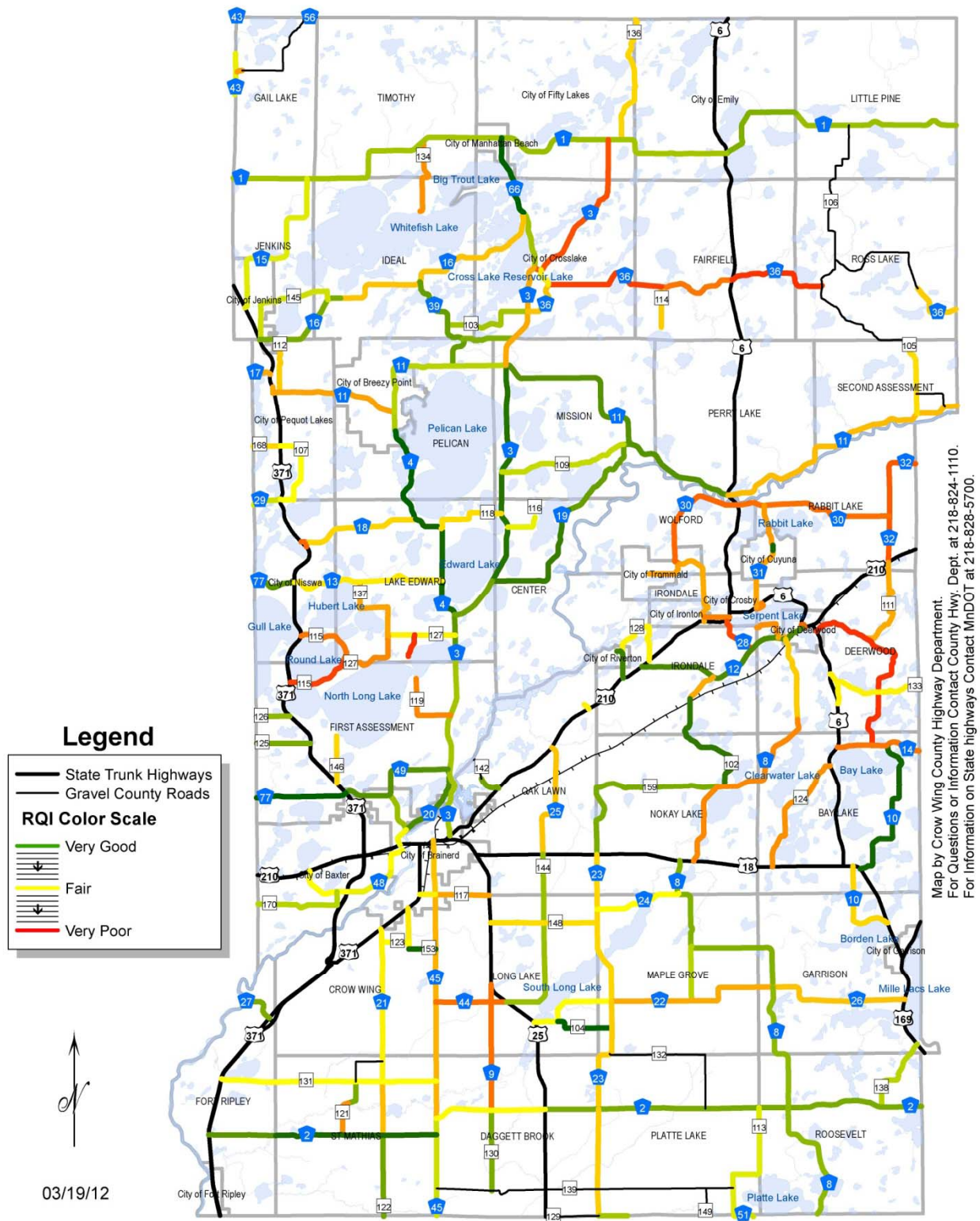
System 500-2000 ADT Performance



System <500 ADT Performance



CROW WING COUNTY Ride Quality Index



2012 CSAH Priority List

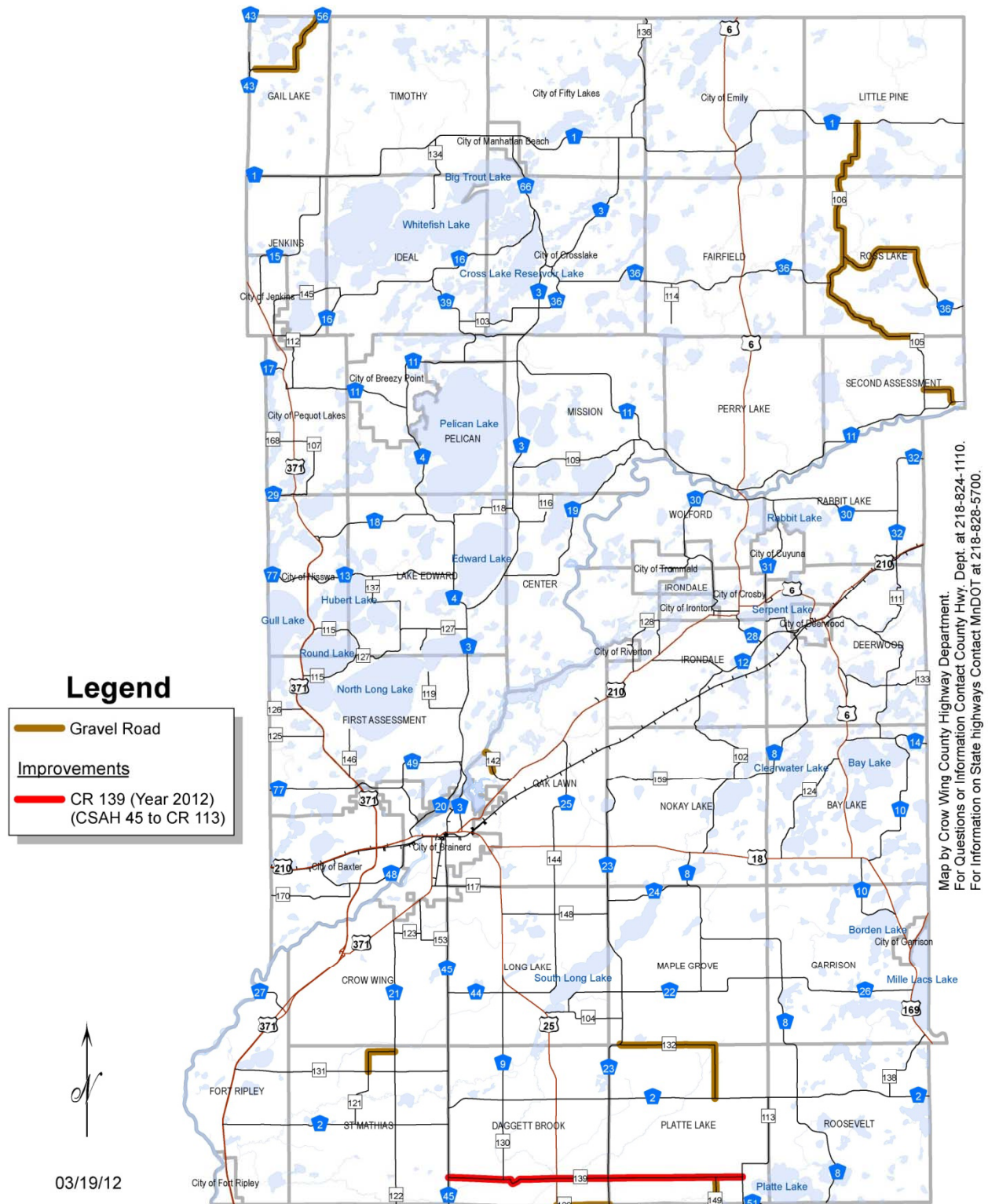
Road	Length (miles)	From	To	RQI	Condition Rating	ADT	ADT Class	Functional Class	RQI Threshold	RQI Delta	Year Programmed
CSAH 28	1.53	CSAH-12	TH-210	33	Poor	2510	5000 - 2001	Rural Major and Urban Collector	56	-23	2014
CSAH 36	4.70	CSAH-37	CR-114	32	Poor	900	2000 - 500	Rural Major and Urban Collector	52	-20	2015
CSAH 18	0.37	S JCT TH-371	N JCT TH-371	38	Poor	3575	5000 - 2001	Rural Major and Urban Collector	56	-18	2012
CSAH 10	7.53	CSAH-14	TH-6	30	Poor	380	< 500	Rural Major and Urban Collector	48	-18	2013
CSAH 36	3.70	TH-6	CR-105	30	Poor	265	< 500	Rural Major and Urban Collector	48	-18	2016
CSAH 3	6.14	CSAH-66	CSAH-1	35	Poor	1560	2000 - 500	Rural Major and Urban Collector	52	-17	2014
CSAH 11	4.70	S JCT TH-371	CSAH-4	45	Fair	6325	> 5000	Rural Major and Urban Collector	60	-15	2012
CSAH 32	4.60	TH-210	ECO LN	37	Poor	640	2000 - 500	Rural Minor Collector	52	-15	2016
CSAH 3	4.02	CSAH-11	CSAH-66	46	Fair	5567	> 5000	Minor Arterial	60	-14	2012
CSAH 47	0.18	TH-210 & TH-6	TH-210	38	Poor	670	2000 - 500	Local	52	-14	2017+
CSAH 30	5.80	TH 6	CSAH 32	39	Poor	910	2000 - 500	Rural Major and Urban Collector	52	-13	2016
CSAH 14	3.20	TH-6	ECO LN	40	Poor	1290	2000 - 500	Rural Major and Urban Collector	52	-12	2013
CSAH 33	0.95	CSAH-30	TH-210	41	Fair	1320	2000 - 500	Local	52	-11	2017+
CSAH 45	2.00	CR-117	TH-210	49	Fair	7100	> 5000	Minor Arterial	60	-11	2015
CSAH 8	7.70	TH-18	7.7 MI N	42	Fair	960	2000 - 500	Rural Major and Urban Collector	52	-10	2014
CSAH 11	0.29	N JCT TH-371	S JCT TH-371	46	Fair	3500	5000 - 2001	Rural Major and Urban Collector	56	-10	2017+
CSAH 30	4.56	CSAH-34	TH 6	38	Poor	432	< 500	Rural Major and Urban Collector	48	-10	2017+
CSAH 9	4.50	CSAH-2	TH-25	39	Poor	260	< 500	Local	48	-9	2016
CSAH 44	2.60	CSAH-45	TH-25	39	Poor	330	< 500	Rural Minor Collector	48	-9	2016
CSAH 31	1.60	NORTH ST CUYUNA	CSAH-30	44	Fair	1650	2000 - 500	Rural Minor Collector	52	-8	2017+
CSAH 36	3.00	CR-114	TH-6	40	Fair	340	< 500	Rural Major and Urban Collector	48	-8	2017+
CSAH 16	3.40	PEORIA ROAD	CSAH-39	49	Fair	2313	5000 - 2001	Rural Major and Urban Collector	56	-7	2015
CSAH 31	2.31	TH-210	SOUTH ST CUYUNA	45	Fair	1250	2000 - 500	Rural Minor Collector	52	-7	2017+
CSAH 17	0.84	W CO LN	TH-371	46	Fair	1450	2000 - 500	Rural Major and Urban Collector	52	-6	2017+
CSAH 30	3.11	TH-210	CSAH-34	46	Fair	760	2000 - 500	Rural Major and Urban Collector	52	-6	2017+
CSAH 16	5.58	CSAH 39	CSAH 66	51	Fair	2313	5000 - 2001	Rural Major and Urban Collector	56	-5	2017+
CSAH 45	8.56	N JCT CASH-2	CR-117	47	Fair	960	2000 - 500	Rural Major and Urban Collector	52	-5	2016
CSAH 11	10.00	TH-6	ECO LINE	48	Fair	530	2000 - 500	Rural Major and Urban Collector	52	-4	2017+
CSAH 18	4.09	0.15 MI N OF S JCT T	CSAH-4	52	Fair	2463	5000 - 2001	Rural Major and Urban Collector	56	-4	2017+
CSAH 25	4.40	TH-18	TH-210	49	Fair	1050	2000 - 500	Rural Major and Urban Collector	52	-3	2017+
CSAH 34	1.37	1ST AVE W	CSAH 30	45	Fair	370	< 500	Rural Minor Collector	48	-3	2017+
CSAH 36	1.60	CSAH-3	CSAH-37	49	Fair	900	2000 - 500	Rural Major and Urban Collector	52	-3	2017+
CSAH 56	0.20	CSAH-43	0.2 MI N	45	Fair	175	< 500	Rural Minor Collector	48	-3	2017+
CSAH 8	3.10	7.7 MI N TH-18	CSAH-12	50	Fair	675	2000 - 500	Rural Major and Urban Collector	52	-2	2017+
CSAH 22	6.50	CSAH-23	CSAH-8	46	Fair	225	< 500	Rural Major and Urban Collector	48	-2	2017+

2012 County Road Priority List

Road	Length (miles)	From	To	RQI	Condition Rating	ADT	ADT Class	Functional Class	RQI Threshold	RQI Delta	Year Programmed
CR 115	2.32	S JCT TH-371	CR 127	32	Poor	1550	500-2000	Rural Minor Collector	52	-20	2017+
CR 127 (PARADISE DR)	0.65	NE COR SEC 33	0.65 MI S	30	Poor	60	<500	Rural Minor Collector	48	-18	2014
CR 115	2.51	CR 127	N JCT TH-371	40	Fair	1550	500-2000	Rural Minor Collector	52	-12	2017+
CR 119	2.58	CSAH-3	NORTH LONG LAKE	42	Fair	620	500-2000	Local	52	-10	2014
CR 127	2.60	CR-115	CR-137	42	Fair	830	500-2000	Rural Minor Collector	52	-10	2012
CR 110	1.28	CSAH-12	W LIM DEERWOOD	43	Fair	510	500-2000	Local	52	-9	2017+
CR 117	2.00	CSAH-45	TH-25	45	Fair	3300	2000-5000	Rural Major and Urban Collector	54	-9	2015
CR 102	1.54	4.61 MI N CSAH-8	CSAH-12	46	Fair	710	500-2000	Local	52	-6	2014
CR 135	0.46	W JCT TH-210	E JCT TH-210	42	Fair	180	<500	Local	48	-6	2017+
CR 121	1.31	CSAH-2	1.31 MI N	43	Fair	205	<500	Rural Minor Collector	48	-5	2017+
CR 124	4.93	TH-18	TH-6	43	Fair	340	<500	Local	48	-5	2017+
CR 134	2.89	LOWER WHITEFISH L	CSAH-1	43	Fair	420	<500	Local	48	-5	2016
CR 137	3.12	CR-127	CSAH-13	45	Fair	270	<500	Rural Minor Collector	48	-3	2017+
CR 101	0.44	CR-110	CSAH-12	46	Fair	450	<500	Local	48	-2	2017+
CR 111	3.83	CSAH-10	TH-210	46	Fair	175	<500	Local	48	-2	2017+
CR 112	2.00	CSAH 11	CSAH 16	50	Fair	1750	500 - 2000	Local	52	-2	2017+

CROW WING COUNTY

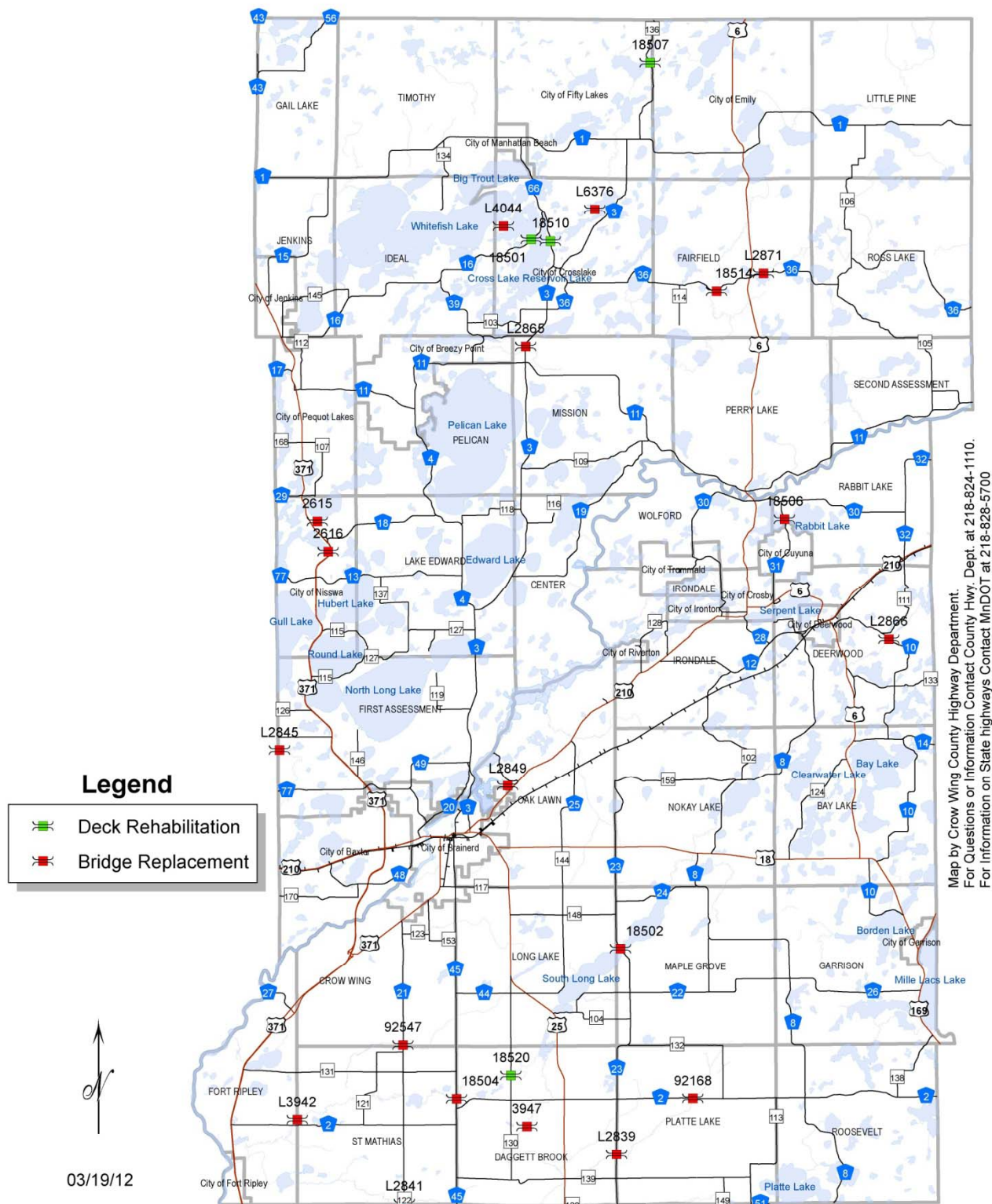
Gravel Roads



2012 Gravel County Roads							
Road	Length (miles)	From	To	ADT	ADT Class	Functional Class	Year Programmed
CR 105	4.27	MCNEAL ROAD	CSAH-36	105	<500	Rural Minor Collector	
CR 106	0.69	CSAH-36	0.69 MI N	105	<500	Rural Minor Collector	
CR 106	5.23	0.69 MI N CSAH-36	CSAH-1	105	<500	Rural Minor Collector	
CR 121	1.8	CR-131	CSAH-21	120	<500	Local	
CR 129	2	TH-25	CSAH 23	60	<500	Local	
CR 132	5.54	CSAH-23	CSAH-2	60	<500	Local	
CR 139	11.2	CSAH-45	CR-113	85	<500	Local	2012
CR 141	1.51	CR-105	CSAH-11	15	<500	Local	
CR 142	0.82	1.58 MI W TH-210	FRENCH RAPIDS	90	<500	Local	
CR 149	1.14	CR-139	S CO LN	50	<500	Local	
CSAH 36	1.3	CR-105	CR-106	115	<500	Rural Major and Urban Collector	
CSAH 36	4.8	CR-106	CUYUNA TRAIL	45	<500	Rural Major and Urban Collector	
CSAH 56	3.9	0.2 MI N CSAH-43	N CO LN	175	<500	Rural Minor Collector	
CSAH 56	0.3	ALONG N CO LN		175	<500	Rural Minor Collector	
TOTAL	44.50	12% of CSAH and CR System					

CROW WING COUNTY

Bridge Priority List



2012 CSAH/CR/FAD Bridge Replacement Priority List

Bridge Number	Location	Road System	Year Built	ADT	Suff. Rating	Replacement Cost	Funding	Remarks
L2845	Gull River Rd. (Gull River)	Twp (FAD)	1943	250	38.3	\$600,000	Town Bridge	FUNCTIONALLY OBSOLETE. Posted at 19/34/33 tons. Through road serving residential and recreational developments. 2013 replacement.
L2839	CSAH 23 (Daggett Brook)	CSAH	1952	415	73.7	\$350,000	State Bonding/State Aid	Extensive insect damage was found and repaired in 1990 when bridge was widened. River is beneath the backer boards & wingwalls, causing sinkholes to develop in the approaches. 2016 replacement.
L2865	CSAH 3 (Pelican Brook)	CSAH	1958	5,100	90.2	\$123,400	State Bonding/State Aid	Galvanized steel plate culvert. Rusting at the waterline. Fill on the east side of the road over the pipe is unstable resulting in movement of the guardrail. 2012 replacement.
L2871	CSAH 36 (Mud Brook)	CSAH	1936	235	85.7	\$127,700	State Bonding/State Aid	General Deterioration. Too narrow for current traffic level.
L2866	CSAH 10 (Cedar Brook)	CSAH	1953	155	98.0	\$108,200	State Bonding/State Aid	General Deterioration. Too narrow for current traffic level.
18504	CSAH 45 (Noka. River)	CSAH	1970	870	81.0	\$472,600	State Bonding/State Aid	Deteriorating condition of the superstructure. Longitudinal cracks in lower legs of the channels.
18502	CSAH 23 (Noka. River)	CSAH	1960	680	84.3	\$453,700	State Bonding/State Aid	Deteriorating condition of the superstructure. Longitudinal cracks in lower legs of the channels.
18506	CSAH 31 (Rabbit Lake)	CSAH	1974	1,450	80.2	\$511,056	State Bonding/State Aid	Deteriorating condition of the superstructure. Rusting occurring in the steel bridge beams.
92547	CSAH 21 (Hay Creek)	CSAH	1960	1,200	94.2	\$123,400	State Bonding	Galvanized steel plate culvert. Rusting at the waterline.
L2841	OR 122 (Little Noka. River)	CR	1955	240	94.8	\$200,000	State Bonding/State Aid	Galvanized steel plate culvert. Rusting at the waterline. Fill on the east side of the road over the pipe is unstable resulting in movement of the guardrail. 2012 replacement. 2016 replacement.
92168	CSAH 2 (Daggett Brook)	CSAH	1967	1,850	82.5	\$220,600	State Bonding/State Aid	Galvanized steel plate culvert. Rusting at the waterline.
18514	CSAH 36 (Little Pine)	CSAH	1981	343	93.3	\$500,000	State Bonding/State Aid	Bituminous deck and approach repair is needed. The bituminous deck surface is cracked allowing salt and water to penetrate to the wood superstructure. There is currently 7 inches of Bituminous on the deck and the original design was only for 2 inches.

Bridges highlighted in yellow are contained in the 2012 bridge priority listing adopted by the County Board on March 27, 2012.
Bridges with red print are in the final design phase.

2012 Township Bridge Replacement Priority List

Bridge Number	Location	Road System	Year Built	ADT	Suff. Rating	Replacement Cost	Funding	Remarks
3947	Daggett Brook (30th St.)	TWP	1923	58	85.2	\$164,900	Town Bridge	FUNCTIONALLY OBSOLETE. Through road serving agricultural. Area.
L2849	Oak Lawn (Jordan Rd.)	TWP	1915	20	60.9	\$101,800	Town Bridge	Deteriorated conditions. Posted at 26/40 tons. Dead end road, old TH 210 segment, providing access to limited residential properties.
L3942	St. Mathias (Koering Rd.)	TWP	1908	20	19.9	\$398,800	Town Bridge	STRUCTURALLY DEFICIENT. CLOSED. Out of service since 1987. Through "town line" road.

Bridges highlighted in yellow are contained in the 2012 bridge priority listing adopted by the County Board on March 27, 2012.

2012 City Bridge Replacement Priority List

Bridge Number	Location	Road System	Year Built	ADT	Suff. Rating	Replacement Cost	Funding	Remarks
2615	Nisswa (Lower Cullen Rd.)	City	1917	1,870	36.0	\$132,000	State Bonding	STRUCTURALLY DEFICIENT. Posted at 18/30 tons. Through road serving residential and recreational developments. Design currently underway by City of Nisswa.
2616	Nisswa (Hazelwood Dr.)	City	1928	850	37.3	\$132,000	State Bonding	FUNCTIONALLY OBSOLETE. Posted at 18/30 tons. Through road serving residential and recreational developments.
L4044	Crosslake (Melinda Shores Rd.)	City	1950	15	65.8	\$220,000	State Bonding	Rotation and general deterioration of the abutments. Superstructure was replaced in 1989. Dead end road to residential development.
L6376	Crosslake (Dream Island Rd.)	City	1960	30	61.5	\$106,700	State Bonding	Rotation and general deterioration of the abutments. Superstructure was replaced in 1988. Dead end road to residential development on Dream Island.

Bridges highlighted in yellow are contained in the 2012 bridge priority listing adopted by the County Board on March 27, 2012.
Bridges with red print are in the final design phase.

Contact Information



CROW WING COUNTY HIGHWAY DEPARTMENT
16589 COUNTY ROAD 142
BRainerD, MN 56401
218-824-1110

TIMOTHY BRAY, P.E.
COUNTY ENGINEER

ROB HALL, P.E.
ACTING COUNTY ENGINEER

CROW WING COUNTY COMMISSIONERS
326 LAUREL STREET
BRainerD, MN 56401

Phil Trusty
Paul Thiede
Rachel Reabe-Nystrom
Rosemary Franzen
Doug Houge

District 1
District 2
District 3
District 4
District 5