



ANNUAL COMPREHENSIVE FINANCIAL REPORT 2023



Photo Courtesy of Heidi Hart

FOR THE FISCAL YEAR ENDED DECEMBER 31, 2023
CROW WING COUNTY, MINNESOTA

**ANNUAL COMPREHENSIVE
FINANCIAL REPORT
OF
CROW WING COUNTY,
MINNESOTA**

For The Year Ended December 31, 2023

Prepared By

The Financial Services Division of Administrative Services

Deborah A. Erickson, County Administrator

**CROW WING COUNTY
BRainerd, MINNESOTA**

TABLE OF CONTENTS

	<u>Page</u>
INTRODUCTORY SECTION	
Letter of Transmittal	1
GFOA Certificate of Achievement	6
List of Elected and Appointed Officials	7
Organizational Chart	8
FINANCIAL SECTION	
Independent Auditors' Report	9
Management's Discussion and Analysis	13
Basic Financial Statements:	
Government-Wide Financial Statements:	
Statement of Net Position	24
Statement of Activities	26
Fund Financial Statements:	
Governmental Funds:	
Balance Sheet	28
Reconciliation of the Balance Sheet of Governmental Funds to the Statement of Net Position – Governmental Activities	32
Statement of Revenues, Expenditures, and Changes in Fund Balances	34
Reconciliation of the Statement of Revenues, Expenditures, and Changes in Fund Balances of Governmental Funds to the Government-Wide Statement of Activities – Governmental Activities	36
Landfill Enterprise Fund:	
Statement of Net Position	37
Statement of Revenues, Expenses, and Changes in Fund Net Position	38
Statement of Cash Flows	39
Fiduciary Funds:	
Statement of Fiduciary Net Position	41
Statement of Changes in Fiduciary Net Position	42
Notes to the Financial Statements	43

**CROW WING COUNTY
BRainerd, MINNESOTA**

**TABLE OF CONTENTS
(Continued)**

	<u>Page</u>
Required Supplementary Information:	
Budgetary Comparison Schedules:	
General Fund	89
Highway Special Revenue Fund	91
Community Services Special Revenue Fund	92
Public Land Management Special Revenue Fund	93
Schedule of Changes in the Total OPEB Liability, Related Ratios, and Notes – Other Post Employment Benefits Plan	94
Schedule of Proportionate Share of Net Pension Liability – PERA General Employees Retirement Plan	96
Schedule of Contributions – PERA General Employees Retirement Plan	97
Schedule of Proportionate Share of Net Pension Liability – PERA Public Employees Police and Fire Plan	98
Schedule of Contributions – PERA Public Employees Police and Fire Plan	99
Schedule of Proportionate Share of Net Pension Liability – PERA Public Employees Correctional Plan	100
Schedule of Contributions – PERA Public Employees Correctional Plan	101
Notes to the Required Supplementary Information	102
Supplementary Information:	
Budgetary Comparison Schedules:	
Capital Projects Fund	113
Combining Balance Sheet – Nonmajor Governmental Funds	116
Combining Statement of Revenues, Expenditures, and Changes in Fund Balances – Nonmajor Governmental Funds	118
Budgetary Comparison Schedules:	
Solid Waste (Non-Landfill) Special Revenue Fund	120
Unorganized Townships Special Revenue Fund	121
Ditch Special Revenue Fund	122
Combining Statement of Fiduciary Net Position – Fiduciary Funds - Custodial Funds	124
Combining Statement of Changes in Fiduciary Net Position – Fiduciary Funds - Custodial Funds	126
Combining Statement of Fiduciary Net Position – Fiduciary Funds – Private- Purpose Trust Funds	128
Combining Statement of Changes in Fiduciary Net Position – Fiduciary Funds – Private-Purpose Trust Funds	129

**CROW WING COUNTY
BRainerd, MINNESOTA**

**TABLE OF CONTENTS
(Continued)**

	<u>Page</u>
Other Schedules:	
Schedule of Intergovernmental Revenue	131
Schedule of Expenditures of Federal Awards	133
Notes to the Schedule of Expenditures of Federal Awards	135
STATISTICAL SECTION	
Financial Trends:	
Net Position by Component	138
Changes in Net Position	140
Fund Balances, Governmental Funds	144
Changes in Fund Balances, Governmental Funds	146
Revenue Capacity:	
Assessed Value and Estimated Actual Value of Taxable Property	148
Direct and Overlapping Property Tax Rates	150
Principal Property Taxpayers	151
Property Tax Levies and Collections	152
Debt Capacity:	
Ratios of Outstanding Debt by Type	153
Direct and Overlapping Governmental Activities Debt	154
Ratios of Net General Bonded Debt Outstanding	155
Legal Debt Margin Information	156
Demographic and Economic Information:	
Demographic and Economic Statistics	158
Principal Employers	159
Operating Information:	
Full-Time Equivalent County Government Employees by Function/Program	160
Operating Indicators by Function/Program	162
Capital Asset Statistics by Function/Program	164



DATE: June 14, 2024

TO: The Citizens of Crow Wing County, Minnesota
The Crow Wing County Board of Commissioners
All Other Interested Parties

Subject: 2023 ANNUAL COMPREHENSIVE FINANCIAL REPORT

The Annual Comprehensive Financial Report (ACFR) of Crow Wing County is submitted for the fiscal year ending December 31, 2023. Management assumes full responsibility for the completeness and reliability of the information contained in this report, based upon a comprehensive framework of internal controls that it has established for this purpose. Internal controls are designed to safeguard assets as well as to ensure that accounting data is accurate for the preparation of financial statements in conformity with generally accepted accounting principles. Because the cost of internal control should not exceed anticipated benefits, the objective is to provide reasonable, rather than absolute, assurance that the financial statements are free of any material misstatements.

Crow Wing County is audited annually, as required by Minnesota Statute § 6.481. This requirement has been complied with and CliftonLarsonAllen LLP has issued unmodified (“clean”) opinions on the Crow Wing County financial statements for the year ending December 31, 2023. The independent auditors’ report is located on page 9 of this report.

Management’s Discussion and Analysis (MD&A) immediately follows the independent auditors’ report and provides a narrative introduction, overview, and analysis of the basic financial statements. MD&A complements this letter of transmittal and should be read in conjunction with it.

Profile of the Government

Crow Wing County was established in 1857 and formally organized in 1870. The original Courthouse was built in Brainerd in 1872; it was replaced in 1920 by the building now known as the Historic Courthouse. Other structures located on the main campus include the Jail, Judicial Center, Community Services, Central Services, and Land Services buildings. The Highway Department is located off-site near the Brainerd Lakes Regional Airport, and the Solid Waste offices are on the County Landfill property.

Crow Wing County is located in north-central Minnesota, about 125 miles northwest of the Minneapolis/St. Paul metropolitan area and covers 999 square miles. The County seat is the City of Brainerd, which is the largest community in the County with a population of 14,850 residents according to United States Census population estimates, July 1, 2022.

The County Board of Commissioners is the governing body of Crow Wing County. There are five members of the County Board, each representing one of five Districts, elected to four-year overlapping terms. The County Board appoints a County Administrator who is the chief appointed administrative officer of the County. The Administrator is responsible for the administration of Board policy and for the management of various County divisions and departments. The Attorney and Sheriff are elected officials.

The County provides a full range of services contemplated by statute. These services include public safety, highway, health, attorney, human services, recreational, maintenance of property records, vital statistics, issuance of various permits and licenses, administration of property tax assessment and collection, and the distribution of local governments’ property taxes within the County.

Our Vision: Being Minnesota’s favorite place.

Our Mission: Serve well. Deliver value. Drive results.

Our Values: Be responsible. Treat people right. Build a better future.

The Crow Wing County Board of Commissioners is required by state law to annually adopt a budget for the next fiscal year for the General, Special Revenue and Debt Service Funds. The County Administrator incorporates budgetary controls which ensure that County departments comply with the annual budget. County departments are comprised of one or more sub-departments (agencies). County departments can spend their agency level budgets on any line item within that agency as long as the total agency budget is not overspent. Cost-neutral budgetary amendments or reallocations across departments are approved by the County Administrator. Authority to spend additional resources must be approved by the County Board of Commissioners.

Local Economy

The County contains a variety of commercial and industrial businesses in areas such as retail and wholesale, health care, education, manufacturing and construction, and financial and information services. Tourism is an important facet of the local economy.

Tourism

Located in the heart of the Brainerd Lakes region, Crow Wing County is one of Minnesota's most popular destinations for outdoor recreation. During the height of tourism season the County's population swells to an estimated 300,000 when tourists and seasonal residents are taken into consideration. In 2023, 237 leisure and hospitality businesses employed an annual average of 4,240 employees. This was an increase of 170 jobs over 2022, or 4.1 percent. The seasonality of leisure and hospitality businesses creates employment data fluctuations throughout the year.

Tourists in Crow Wing County enjoy the following:

- Water activities on over 465 lakes including Mille Lacs Lake, the Whitefish Chain, and the Gull Lake Chain
- Golfing on over two dozen golf courses
- Activities such as hiking or biking in Crow Wing State Park or Cuyuna Country State Recreation Area



Retail and Wholesale

In 2023, 360 retail trade businesses employed an annual average of 4,790 employees, an increase of 43 jobs, or .9 percent, over the previous year. In 2023, an annual average of 719 individuals were employed by 65 wholesale trade businesses, a decrease of 2 jobs, or 0.2 percent, over the prior year. One of the largest wholesale employers, Costco, employs 198 individuals.

Health Care

Crow Wing County is served by a number of first-rate medical facilities. The Cuyuna Regional Medical Center (CRMC) consists of a medical campus providing cardiovascular, optometry, long-term care, and memory loss services, among others. The campus continues to expand and is the major employer in the Crosby-Ironton-Deerwood area, employing nearly 1,000 physicians, nurses, health care professionals, and support staff. Cuyuna Regional Medical Center offers integrated clinic services throughout the lakes area to support the community and the regional medical center.

Essentia Health currently operates the St. Joseph's Medical Center in Brainerd, a 162-bed hospital offering services in a wide variety of medical specialties. Essentia Health St. Joseph's Clinics are a group of integrated clinics throughout the lakes area. The Essentia Health System employs more than 1,500 medical professionals and support staff in Crow Wing County and is considered the largest integrated health system in north central Minnesota.

In 2023, 240 Crow Wing County establishments provided an annual average of 5,922 jobs in the areas of health care and social assistance. This was an increase of 192 jobs over 2022, or 3.3 percent.

Education

The K-12 schools in the Brainerd Lakes Area educate approximately 9,500 students annually, making the combined districts the 14th largest in the state. The largest of these is Independent School District (ISD) #181, serving Brainerd and surrounding communities with enrollment over 6,200. Brainerd also hosts the campus of Central Lakes College (CLC), a comprehensive community and technical college. CLC serves about 5,500 students per year.

In 2023, 43 establishments provided 2,294 jobs in the area of educational services, an increase of 39 jobs, or 1.7 percent, when compared to 2022 employment data.

Manufacturing and Construction

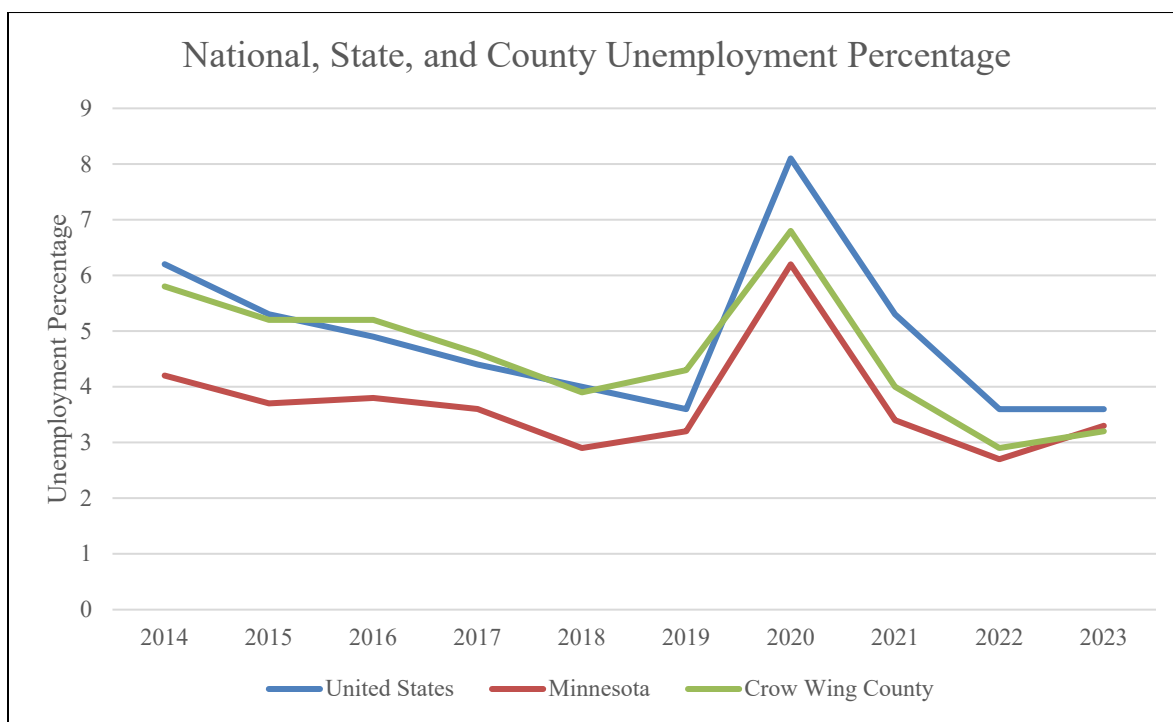
In 2023, 116 companies employed an annual average of 3,065 people in a variety of manufacturing arenas, from plastics to precision machining and metal fabrication. This is a decrease of 21 positions, or .6 percent, when compared to 2022 employment data. Clow Stamping and Bang Printing are the largest manufacturing employers in the County with approximately 545 and 200 employees, respectively. In 2023, 303 area construction firms employed 2,213 people, an increase of 92 jobs in Crow Wing County. This reflects a 4.3 percent increase when compared to 2022 employment data.

Finance and Insurance

The finance and insurance industries are well represented in the region. In 2023, 113 firms provided an annual average of 1,346 jobs, a decrease of 8 jobs over the prior year. This reflects a 0.5 percent decrease when compared to 2022 employment data. One of the area's largest financial services employers is Ascensus, which employs 480 people in its Brainerd and Baxter offices.

Key Population, Labor Force and Employment Trends

- The County's population changed from 63,371 residents in 2014 to 67,948 residents in 2023; the total population rank was 15th of 87 counties in Minnesota.
- The County's annual average labor force changed from 31,353 workers in 2014 to 33,477 workers in 2023, an increase of 6.7 percent.
- In 2022, Crow Wing County had a per capita personal income (PCPI) of \$52,837. Crow Wing County's PCPI rank was 75th of the 87 counties in the state. Crow Wing County was 76.8 percent of the state average of \$68,840.



Major Initiatives by Crow Wing County

The Crow Wing County government took action to reduce costs:

- The County Board approved a levy increase of 2.89 percent for taxes payable 2023. This is only the fifth time that the County Board has adopted an increased levy since 2011, with the 2019 taxes payable year being the first.
- In a 2023 comparison of four nearby counties, Crow Wing County once again had the second-lowest County tax levy per capita at \$637.
- Within our General Fund, we added approximately \$5.1 million in fund balance growth due to intergovernmental revenues for public safety, the COVID-19 Community Development Block Grant, and investment earnings. Within our Community Services Fund, we added approximately \$2.9 million in fund balance growth due to intergovernmental revenues relating to the corrections subsidy. With the growth in fund balances within these funds, we have made progress to meeting minimum levels within each.

Future Crow Wing County Plans:

- Evaluate capital planning program to add a component that would more effectively reflect ROI for significant new capital purchases which reflects best practices from both the public and private sector.
- Implement a new budgeting software package to improve the management of the budget process and provide better reporting and analysis of future forecasts for the senior leadership and other stakeholders.
- Address issues arising from continuing development and the growing County population. Continue to develop talent internally to replace positions open due to retirements in the upcoming years.
- Develop a Long-Range Financial Plan which includes a five-year Budget Plan and a ten-year Capital Improvement Plan to ensure the County's ongoing financial sustainability in accordance with the County's long-term service, vision, and objectives.

Debt Administration

The ratio of outstanding net debt per capita is a useful indicator of the County's debt position for County management, citizens, and investors. The data for Crow Wing County at the end of the 2023 fiscal year follows:

	<u>Amount</u>	<u>Net debt per capita</u>
Net General Bonded Debt Outstanding	\$0	\$0

The County has an AA credit rating from Standard & Poor's (S&P).

Employee Labor Contracts

The eleven collective bargaining units listed below represent approximately 90 percent of the County's employees. The status of the contracts is as of the publication date of the Annual Comprehensive Financial Report.

<u>Bargaining Unit</u>	<u>Term of Contract</u>
AFSCME	2023-2025
Assistant County Attorney Association	2024-2026
LELS Local #14 Deputies	2023-2025
LELS Local #13 Dispatchers	2023-2025
LELS Local #16 Correctional Officers	2022-2024
IUOE Local #49 Facilities	2024-2026
IUOE Local #49 Highway	2024-2026
Organization of Non-Contract Employees	2023-2025
Teamsters Local #320 Social Services	2024-2026
Teamsters Local #346 Sheriff's Licensed Supervisory	2024-2026
Teamsters Local #346 Corrections and Dispatch Supervisory	2023-2025

All contracts begin January 1 and end December 31.

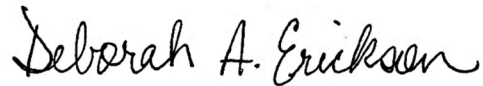
Awards and Acknowledgements

The Government Finance Officers Association of the United States and Canada (GFOA) awarded a Certificate of Achievement for Excellence in Financial Reporting to Crow Wing County for its Annual Comprehensive Financial Report for the fiscal year ended December 31, 2022. This was the tenth consecutive year that the County received this prestigious award. In order to be awarded a Certificate of Achievement, a government must publish an easily readable and efficiently organized Annual Comprehensive Financial Report. This report must satisfy both generally accepted accounting principles and applicable legal requirements.

A Certificate of Achievement is valid for a period of one year only. We believe that our current Annual Comprehensive Financial Report continues to meet the Certificate of Achievement Program's requirements and we are submitting it to the GFOA to determine its eligibility for another certificate.

The preparation of this report would not have been possible without the efficient and dedicated services of the Financial Services Division staff. We would like to express our appreciation to members of all the departments who assisted and contributed to the preparation of this report. Credit also must be given to the County Board for their unfailing support for maintaining the highest standards of professionalism in the management of Crow Wing County finances.

Respectfully submitted,

A handwritten signature in black ink that reads "Deborah A. Erickson". The script is cursive and fluid, with the first name being the most prominent.

Deborah A. Erickson
County Administrator



Government Finance Officers Association

Certificate of
Achievement
for Excellence
in Financial
Reporting

Presented to

**Crow Wing County
Minnesota**

For its Annual Comprehensive
Financial Report
For the Fiscal Year Ended

December 31, 2022

Christopher P. Morill

Executive Director/CEO

**CROW WING COUNTY
BRAINERD, MINNESOTA**

**LIST OF ELECTED AND
APPOINTED OFFICIALS 2023**

Office	Name	Elected or Statutory Term Expires
County Board of Commissioners		
1 st District	Paul Koering	January 2025
2 nd District	Jon Lubke**	January 2027
3 rd District	Steve Barrows	January 2027
4 th District	Rosemary Franzen*	January 2027
5 th District	Doug Houge	January 2025
*Denotes 2023 Chair		
**Denotes 2024 Chair		
County Offices		
Elected		
Attorney	Donald F. Ryan	January 2027
Sheriff	Eric Klang	January 2027
Appointed		
Administrator	Timothy J. Houle	Indefinite
Administrative Services Director	Deborah A. Erickson	Indefinite
Recorder	Gary Griffin	Indefinite
Land Services Director ¹	Gary Griffin	Indefinite
Environmental Services Supervisor ¹	Vacant	Indefinite
Environmental Services Supervisor ¹	Chris Pence	Indefinite
Engineer	Timothy V. Bray	May 2027
Examiner of Titles	Jim Nelson	Indefinite
Veterans Service Officer	Erik Flowers	June 2027

¹The Land Services Director performs the functions of the County Assessor. There are two Environmental Services Supervisors; one serves as Land Commissioner and the other serves as County Zoning Administrator and County Planner, all under the oversight of the Land Services Director.



Crow Wing County Citizens



Paul Koering
District 1



Jon Lubke
District 2



Steve Barrows
District 3



County Attorney
Don Ryan

County Board
of Commissioners



County Sheriff
Eric Klang



Veteran's
Services
Erik Flowers



Co Administrator
Tim Houle



Human Resource
Amy Fischer



Doug Houge
District 5



Community
Services
Kara Terry



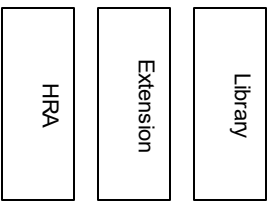
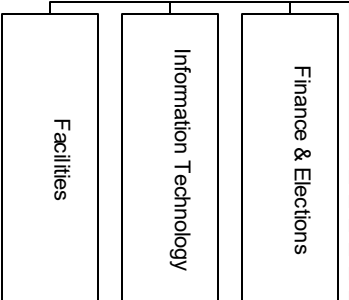
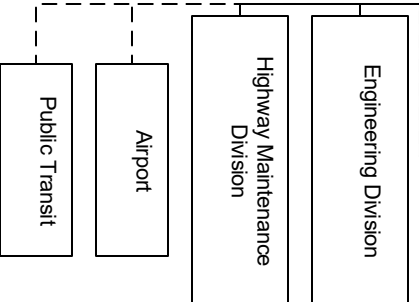
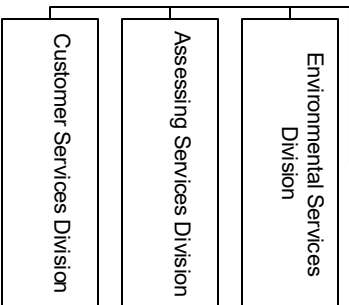
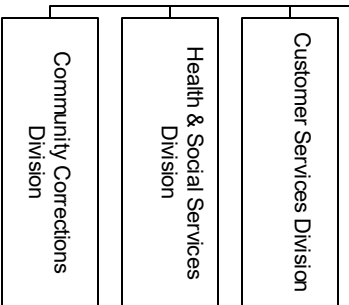
Land Services
Gary Griffin



Transportation
Services
Tim Bray



Administrative
Services
Deborah Erickson





INDEPENDENT AUDITORS' REPORT

Board of County Commissioners
Crow Wing County
Brainerd, Minnesota

Report on the Audit of the Financial Statements

Opinions

We have audited the accompanying financial statements of the governmental activities, the business-type activities, each major fund, and the aggregate remaining fund information of Crow Wing County (the County), as of and for the year ended December 31, 2023, and the related notes to the financial statements, which collectively comprise the County's basic financial statements as listed in the table of contents.

In our opinion, the financial statements referred to above present fairly, in all material respects, the respective financial position of the governmental activities, the business-type activities, each major fund, and the aggregate remaining fund information of Crow Wing County as of December 31, 2023, and the respective changes in financial position and, where applicable, cash flows thereof for the year then ended in accordance with accounting principles generally accepted in the United States of America.

Basis for Opinions

We conducted our audit in accordance with auditing standards generally accepted in the United States of America (GAAS) and the standards applicable to financial audits contained in *Government Auditing Standards*, issued by the Comptroller General of the United States. Our responsibilities under those standards are further described in the Auditors' Responsibilities for the Audit of the Financial Statements section of our report. We are required to be independent of the County and to meet our other ethical responsibilities, in accordance with the relevant ethical requirements relating to our audit. We believe that the audit evidence we have obtained is sufficient and appropriate to provide a basis for our audit opinions.

Emphasis of Matter Regarding Change in Accounting Principle

As discussed in Note I.F. to the financial statements, effective January 1, 2023, the County adopted new accounting guidance for subscription-based information technology arrangements (SBITA). The guidance requires a right-to-use subscription asset (an intangible asset) and a corresponding subscription liability for all SBITA's with terms greater than twelve months. Our opinion is not modified with respect to this matter.

Responsibilities of Management for the Financial Statements

Management is responsible for the preparation and fair presentation of the financial statements in accordance with accounting principles generally accepted in the United States of America, and for the design, implementation, and maintenance of internal control relevant to the preparation and fair presentation of financial statements that are free from material misstatement, whether due to fraud or error.

In preparing the financial statements, management is required to evaluate whether there are conditions or events, considered in the aggregate, that raise substantial doubt about the County's ability to continue as a going concern for twelve months beyond the financial statement date, including any currently known information that may raise substantial doubt shortly thereafter.

Auditors' Responsibilities for the Audit of the Financial Statements

Our objectives are to obtain reasonable assurance about whether the financial statements as a whole are free from material misstatement, whether due to fraud or error, and to issue an auditors' report that includes our opinions. Reasonable assurance is a high level of assurance but is not absolute assurance and therefore is not a guarantee that an audit conducted in accordance with GAAS and *Government Auditing Standards* will always detect a material misstatement when it exists. The risk of not detecting a material misstatement resulting from fraud is higher than for one resulting from error, as fraud may involve collusion, forgery, intentional omissions, misrepresentations, or the override of internal control. Misstatements are considered material if there is a substantial likelihood that, individually or in the aggregate, they would influence the judgment made by a reasonable user based on the financial statements.

In performing an audit in accordance with GAAS and *Government Auditing Standards*, we:

- Exercise professional judgment and maintain professional skepticism throughout the audit.
- Identify and assess the risks of material misstatement of the financial statements, whether due to fraud or error, and design and perform audit procedures responsive to those risks. Such procedures include examining, on a test basis, evidence regarding the amounts and disclosures in the financial statements.
- Obtain an understanding of internal control relevant to the audit in order to design audit procedures that are appropriate in the circumstances, but not for the purpose of expressing an opinion on the effectiveness of Crow Wing County's internal control. Accordingly, no such opinion is expressed.
- Evaluate the appropriateness of accounting policies used and the reasonableness of significant accounting estimates made by management, as well as evaluate the overall presentation of the financial statements.
- Conclude whether, in our judgment, there are conditions or events, considered in the aggregate, that raise substantial doubt about Crow Wing County's ability to continue as a going concern for a reasonable period of time.

We are required to communicate with those charged with governance regarding, among other matters, the planned scope and timing of the audit, significant audit findings, and certain internal control related matters that we identified during the audit.

Required Supplementary Information

Accounting principles generally accepted in the United States of America require that the management's discussion and analysis, budgetary comparison information, schedule of changes in the total OPEB liability, related ratios, and notes, the schedules of proportionate share of net pension liability, the schedules of PERA contributions, and the notes to the required supplementary information, be presented to supplement the basic financial statements. Such information is the responsibility of management and, although not a part of the basic financial statements, is required by the Governmental Accounting Standards Board who considers it to be an essential part of financial reporting for placing the basic financial statements in an appropriate operational, economic, or historical context. We have applied certain limited procedures to the required supplementary information in accordance with GAAS, which consisted of inquiries of management about the methods of preparing the information and comparing the information for consistency with management's responses to our inquiries, the basic financial statements, and other knowledge we obtained during our audit of the basic financial statements. We do not express an opinion or provide any assurance on the information because the limited procedures do not provide us with sufficient evidence to express an opinion or provide any assurance.

Supplementary Information

Our audit was conducted for the purpose of forming opinions on the financial statements that collectively comprise Crow Wing County's basic financial statements. The budgetary comparison schedules, combining and individual fund financial statements, schedule of intergovernmental revenue, and schedule of expenditures of federal awards, as required by Title 2 U.S. *Code of Federal Regulations* Part 200, *Uniform Administrative Requirements, Cost Principles, and Audit Requirements for Federal Awards*, are presented for purposes of additional analysis and are not a required part of the basic financial statements. Such information is the responsibility of management and was derived from and relates directly to the underlying accounting and other records used to prepare the basic financial statements. The information has been subjected to the auditing procedures applied in the audit of the basic financial statements and certain additional procedures, including comparing and reconciling such information directly to the underlying accounting and other records used to prepare the basic financial statements or to the basic financial statements themselves, and other additional procedures in accordance with GAAS. In our opinion, the budgetary comparison schedules, combining and individual fund financial statements, schedule of intergovernmental revenue, and schedule of expenditures of federal awards are fairly stated, in all material respects, in relation to the basic financial statements as a whole.

Other Information

Management is responsible for the other information included in the annual report. The other information comprises the introductory and statistical sections but does not include the basic financial statements and our auditors' report thereon. Our opinions on the basic financial statements do not cover the other information, and we do not express an opinion or any form of assurance thereon.

In connection with our audit of the basic financial statements, our responsibility is to read the other information and consider whether a material inconsistency exists between the other information and the basic financial statements, or the other information otherwise appears to be materially misstated. If, based on the work performed, we conclude that an uncorrected material misstatement of the other information exists, we are required to describe it in our report.

Other Reporting Required by Government Auditing Standards

In accordance with *Government Auditing Standards*, we have also issued our report dated June 14, 2024, on our consideration of Crow Wing County's internal control over financial reporting and on our tests of its compliance with certain provisions of laws, regulations, contracts, and grant agreements and other matters. The purpose of that report is solely to describe the scope of our testing of internal control over financial reporting and compliance and the result of that testing, and not to provide an opinion on the effectiveness of Crow Wing County's internal control over financial reporting or on compliance. That report is an integral part of an audit performed in accordance with *Government Auditing Standards* in considering Crow Wing County's internal control over financial reporting and compliance.

A handwritten signature in black ink that reads "CliftonLarsonAllen LLP". The signature is written in a cursive, flowing style.

CliftonLarsonAllen LLP

Brainerd, Minnesota
June 14, 2024

CROW WING COUNTY BRainerd, MINNESOTA

MANAGEMENT'S DISCUSSION AND ANALYSIS DECEMBER 31, 2023 (Unaudited)

The financial management of Crow Wing County offers readers of Crow Wing County's financial statements this narrative overview and analysis of the financial activities of Crow Wing County for the fiscal year ended December 31, 2023. We encourage readers to consider the information presented here in conjunction with additional information that we have furnished in our notes to the financial statements.

FINANCIAL HIGHLIGHTS

- The assets and deferred outflows of resources of Crow Wing County exceeded its liabilities and deferred inflows of resources at the close of the most recent fiscal year by \$284,473,041 (net position). Of this amount, \$8,218,055 is classified as unrestricted net position. Unrestricted net position includes \$19,669,356 of investments in joint ventures, leaving an unrestricted net position of (\$11,451,301). Total net position increased by \$24,132,564 over the prior year.
- As of the close of the 2023 fiscal year, Crow Wing County's governmental funds reported combined ending fund balances of \$61,626,208, compared to \$58,798,818 reported at the close of the 2022 fiscal year. Approximately 70.6 percent of this amount, \$43,502,604, is reported as unrestricted fund balance in either the committed, assigned, or unassigned categories. Commitments totaling \$4,669,878 represent amounts already designated for specific purposes by the County Board. Assigned balances of \$26,948,376 are used to fund highway improvements, social programs, capital acquisition, recycling programs, and debt repayment. The remaining unassigned balance of \$11,884,350 is used for one-time expenditures, and to cash flow operations between major revenue collection periods.
- At the end of the current fiscal year, unrestricted fund balance for the General Fund was \$14,061,162 or 30.2 percent of total General Fund expenditures, an increase of \$2,166,327 in comparison with the prior year. The unassigned amount of fund balance for the General Fund was \$11,913,064, or 25.6 percent of total General Fund expenditures. This increase of \$2,798,024 is mostly due the increase in investment earnings.
- Crow Wing County's long-term liabilities (due in more than one year) decreased by \$26,511,575, or 29.1 percent, to \$64,586,356 during the current fiscal year. This change is primarily the result of the decrease net pension liability in the amount of \$18,012,742. The County also had an increase in the estimated liability for landfill closure/postclosure in the amount of \$347,525.

OVERVIEW OF THE FINANCIAL STATEMENTS

The Management's Discussion and Analysis (MD&A) is intended to serve as an introduction to Crow Wing County's basic financial statements. Crow Wing County's basic financial statements are comprised of three components: government-wide financial statements, fund financial statements, and notes to the financial statements. This report also contains other supplementary information in addition to the basic financial statements themselves.

Government-Wide Financial Statements

The government-wide financial statements are designed to provide readers with a broad overview of Crow Wing County's finances in a manner similar to a private-sector business.

The statement of net position presents information on all of Crow Wing County's assets and deferred outflows of resources and liabilities and deferred inflows of resources, with the difference between them reported as net position. Over time, increases

(Unaudited)

or decreases in net position may serve as a useful indicator of whether the financial position of Crow Wing County is improving or deteriorating.

The statement of activities presents information showing how the government's net position changed during the most recent fiscal year. All changes in net position are reported as soon as the underlying event giving rise to the change occurs, regardless of the timing of related cash flows. Thus, revenues and expenses are reported in this statement for some items that will result in cash flows in future fiscal periods (such as uncollected taxes and earned but unused paid time off and severance leave).

Both government-wide financial statements distinguish functions of Crow Wing County that are principally supported by taxes and intergovernmental revenues (governmental activities) from other functions that are intended to recover all or a significant portion of their cost through user fees and charges (business-type activities). The governmental activities of Crow Wing County include general government, public safety, highways and streets, sanitation, health and human services, culture and recreation, conservation of natural resources, economic development, and interest. The business-type activity of Crow Wing County is the Crow Wing County Landfill.

The government-wide financial statements may be found on pages 24 through 27 of this report.

Fund Financial Statements

A fund is a grouping of related accounts used to maintain control over resources that have been segregated for specific activities or objectives. Crow Wing County, like other state and local governments, uses fund accounting to ensure and demonstrate compliance with finance-related legal requirements. All funds of Crow Wing County can be divided into three broad categories: governmental funds, proprietary funds, and fiduciary funds.

Governmental funds – Governmental funds are used to account for essentially the same functions reported as governmental activities in the government-wide financial statements. However, unlike the government-wide financial statements, governmental fund financial statements focus on near-term inflows and outflows of spendable resources, as well as on balances of spendable resources available at the end of the fiscal year. Such information may be useful in evaluating a government's near-term financing requirements.

Because the focus of governmental funds is narrower than government-wide financial statements, it is useful to compare the information presented for governmental funds with similar information presented for governmental activities in the government-wide financial statements. By doing so, readers may better understand the long-term impact of the government's near-term financing decisions. Both the governmental fund balance sheet and the governmental fund statement of revenues, expenditures, and changes in fund balances provide a reconciliation to facilitate this comparison between governmental funds and governmental activities.

Within the governmental funds, Crow Wing County maintains five fund types: general, special revenue, debt service, capital projects, and permanent. Information is presented separately in the governmental fund balance sheet and in the governmental fund statement of revenues, expenditures, and changes in fund balances for the General Fund; Highway, Community Services, and Public Land Management Special Revenue Funds; Debt Service Fund; and Capital Projects Fund, all of which are considered to be major funds. Data from the other four special revenue nonmajor governmental funds and the permanent fund are combined into a single, aggregated presentation. Individual fund data for each of these nonmajor governmental funds is provided in the form of combining statements elsewhere in this report.

Crow Wing County adopts an annual appropriated budget for the following governmental funds: General, Highway, Community Services, Public Land Management, Capital Projects, Solid Waste (Non-Landfill), Unorganized Townships, Ditch and Environmental Trust. Budgetary comparison schedules have been provided for these funds to demonstrate compliance with their budgets.

The basic governmental fund financial statements may be found on pages 28 through 36 of this report.

General Fund – The General Fund is the County's primary operating fund. It is used to account for and report all financial resources not accounted for and reported in another fund.

(Unaudited)

Special Revenue Funds – Special revenue funds are used to account for and report the proceeds of specific revenue sources that are restricted or committed to expenditure for specified purposes other than debt service or capital assets. The special revenue funds include:

- Highway
- Community Services
- Public Land Management
- Solid Waste (Non-Landfill)
- Unorganized Townships
- Small Cities Development Program
- Ditch

Debt Service Fund – The Debt Service Fund is used to account for and report financial resources that are restricted, committed, or assigned to expenditure for principal and interest.

Capital Projects Fund – The Capital Projects Fund is used to account for and report financial resources that are restricted, committed, or assigned to expenditure for capital outlays, including the acquisition or construction of capital facilities and other capital assets.

Permanent Fund – The Permanent Fund is used to report resources legally restricted to the extent that only earnings, and not principal from the Environmental Trust Permanent Fund, may be used for environmental purposes.

Proprietary funds – Crow Wing County maintains one proprietary fund, an enterprise fund. The enterprise fund is used to report the same functions presented as business-type activities in the government-wide financial statements. Crow Wing County uses an enterprise fund to account for its landfill operations.

Proprietary funds provide the same type of information as the government-wide financial statements, only in more detail. The proprietary fund financial statements provide information for the Landfill Enterprise Fund, which is considered to be a major fund of Crow Wing County.

The basic proprietary fund financial statements can be found on pages 37 through 40 of this report.

Fiduciary funds – Fiduciary funds (trust and custodial funds) are used to account for resources held for the benefit of parties outside the government. Fiduciary funds are not reflected in the government-wide financial statements because the resources of those funds are not available to support Crow Wing County's own programs. The accounting used for fiduciary funds is much like that used for proprietary funds.

The basic fiduciary fund financial statements can be found on pages 41 through 42 of this report.

Notes to the Financial Statements

The notes provide additional information that is essential to a full understanding of the data provided in the government-wide and fund financial statements. The notes to the financial statements can be found on pages 43 through 87 of this report.

Other Information

In addition to the basic financial statements and accompanying notes, this report also presents required supplementary information other than MD&A that can be found on pages 89 through 112 of this report. The combining statements referred to earlier in connection with nonmajor governmental funds are in the supplementary information section and follow the required supplementary information. Budgetary comparison schedules and combining and individual fund statements can be found on pages 113 through 129 of this report.

(Unaudited)

GOVERNMENT-WIDE FINANCIAL ANALYSIS

As noted earlier, net position may serve over time as a useful indicator of a government's financial position. In the case of Crow Wing County, assets and deferred outflows of resources exceeded liabilities and deferred inflows of resources by \$284,473,041 at the close of the most recent fiscal year.

Investment in capital assets of \$252,438,062 represents the largest portion of net position (88.7 percent). Crow Wing County uses these capital assets to provide services to citizens; consequently, these assets are not available for future spending. Although Crow Wing County's investment in its capital assets is reported net of related debt, it should be noted that the resources needed to repay this debt must be provided from other sources, since the capital assets themselves cannot be used to liquidate these liabilities. In 2023 the County had no debt outstanding.

An additional portion of Crow Wing County's net position, \$23,817,967, or 8.4 percent, represents resources that are subject to external restrictions on how they may be used. The remaining balance of net position is unrestricted \$8,217,012. Unrestricted net position includes \$19,669,356 of investments in joint ventures, or 6.9% of the total net position.

Net Position

	Governmental Activities		Business-Type Activities		Total	
	2023	2022	2023	2022	2023	2022
Current and other assets	\$ 104,438,001	\$ 98,333,235	\$ 14,981,024	\$ 13,832,791	\$ 119,419,025	\$ 112,166,026
Capital assets	248,752,263	228,531,015	5,858,471	6,501,180	254,610,734	235,032,195
Total assets	<u>\$ 353,190,264</u>	<u>\$ 326,864,250</u>	<u>\$ 20,839,495</u>	<u>\$ 20,333,971</u>	<u>\$ 374,029,759</u>	<u>\$ 347,198,221</u>
Total deferred outflows of resources	<u>\$ 22,055,913</u>	<u>\$ 28,789,795</u>	<u>\$ 28,327</u>	<u>\$ 50,782</u>	<u>\$ 22,084,240</u>	<u>\$ 28,840,577</u>
Noncurrent liabilities	\$ 58,695,448	\$ 85,491,235	\$ 5,890,908	\$ 5,606,696	\$ 64,586,356	\$ 91,097,931
Other liabilities	21,315,803	20,277,645	135,495	68,345	21,451,298	20,345,990
Total liabilities	<u>\$ 80,011,251</u>	<u>\$ 105,768,880</u>	<u>\$ 6,026,403</u>	<u>\$ 5,675,041</u>	<u>\$ 86,037,654</u>	<u>\$ 111,443,921</u>
Total deferred inflows of resources	<u>\$ 25,567,722</u>	<u>\$ 4,241,607</u>	<u>\$ 35,582</u>	<u>\$ 12,793</u>	<u>\$ 25,603,304</u>	<u>\$ 4,254,400</u>
Net position						
Net investment in capital assets ¹	\$ 246,579,591	\$ 228,132,270	\$ 5,858,471	\$ 6,501,180	\$ 252,438,062	\$ 234,633,450
Restricted	22,609,554	25,370,441	1,208,413	1,331,001	23,817,967	26,701,442
Unrestricted	478,059	(7,859,153)	7,738,953	6,864,738	8,217,012	(994,415)
Total net position	<u>\$ 269,667,204</u>	<u>\$ 245,643,558</u>	<u>\$ 14,805,837</u>	<u>\$ 14,696,919</u>	<u>\$ 284,473,041</u>	<u>\$ 260,340,477</u>

¹In 2023 the County had no debt outstanding so became investment in capital assets.

In 2023, Crow Wing County's net position increased \$24,132,564 over 2022. Investment in capital assets and increase of capital assets are the major operational drivers to the change in net position.

Governmental Activities

Governmental activities increased Crow Wing County's net position by \$24,023,646, thereby accounting for the majority of total growth in the net position of Crow Wing County. Primary components of this change are an increase in investment in capital assets of \$18,447,321 due to increased asset purchases and decreased debt related to them; and an increase in unrestricted net position of \$8,337,212 that is primarily attributable to the increase in cash and investments.

(Unaudited)

Approximately \$31,618,254 of the unrestricted net position in the government-wide statements are fund balances from governmental fund statements that are either committed by Board action for specific purposes or assigned, indicating County management's intent to use the funds for specific purposes. Unrestricted net position also includes \$19,669,356 of investments in joint ventures.

Charges for services increased by \$3,493,534 from the prior year. The largest component of this change was an increase of approximate \$1,944,574 related charges and services for conservation of natural resources operations.

Operating grants and contributions increased \$3,981,945 over the prior year. Largest component of this increase is in general government for \$4,500,000 related to the federal COVID-19 Community Development Block Grants.

Capital grants and contributions decreased \$1,069,517 from the prior year. The County received \$1,387,797 less in federal capital grants in the current year from the Minnesota Department of Transportation.

Property taxes increased \$1,093,153 related to the increase in levy from prior year and the collection of delinquent taxes in the current year.

Transportation sales and use tax increased \$155,397 from the prior year due to sales and use tax collections.

Total expenses increased \$3,648,276 from 2022; of this, mostly the increase is related to the board approved COVID-19 Community Development Block Grants project, salary adjustments, and corrections placements. Increases or decreases in expenses for general government, public safety, and health and human services were 4.9 percent or more from the prior year, or had significant dollar variances. Notable variances from the prior year include expenses for highways and streets (increased 4.9 percent), sanitation (decreased 100.0 percent), conservation of natural resources (decreased 6.9 percent), economic development (increased 108.1 percent), and interest (increased 2631.2 percent).

Highways and streets expenses increased \$753,306 from 2022 due to increased bituminous resurfacing and construction projects that occurred during 2023.

Expenses for conservation of natural resources decreased \$208,007 from 2022. Decreased expenses are attributable to a reduction in purchases of minor capital related items.

The increase to economic development expenses of \$3,271,242 is related to board approved project funded by the COVID-19 Community Development Block Grants.

(Unaudited)

Business-Type Activities

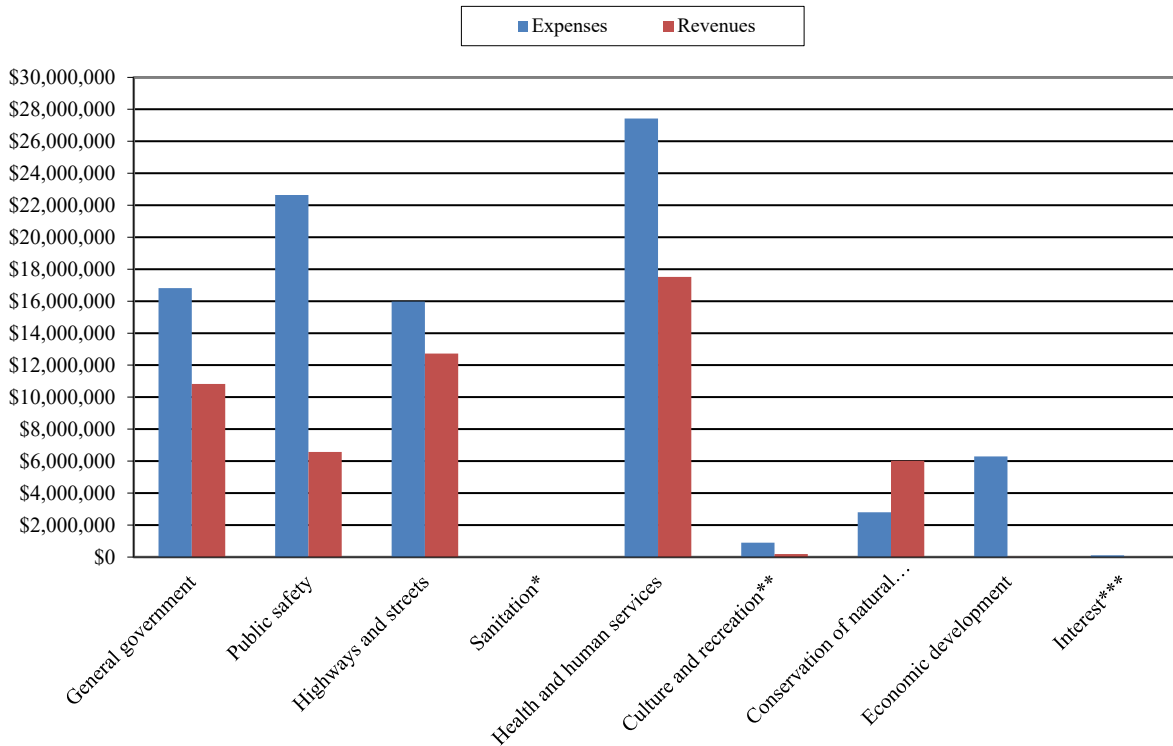
Business-type activities increased Crow Wing County's net position by \$108,918. This increase is the result of a favorable operating surplus. Investment income increased \$89,016 from the prior year. This change is primarily due to increased landfill cash held in investments. Expenses related to the landfill decreased \$460,298 from 2022.

Changes in Net Position

	Governmental Activities		Business-Type Activities		Total	
	2023	2022	2023	2022	2023	2022
Revenues						
Program revenues						
Charges for services	\$ 15,167,018	\$ 11,673,484	\$ 3,464,426	\$ 3,205,229	\$ 18,631,444	\$ 14,878,713
Operating grants and contributions	37,973,366	33,991,421	-	-	37,973,366	33,991,421
Capital grants and contributions	716,263	1,785,780	-	-	716,263	1,785,780
General revenues			-	-		
Property taxes	46,043,025	44,949,872	-	-	46,043,025	44,949,872
Transportation sales and use tax	9,764,732	9,609,335	-	-	9,764,732	9,609,335
Mortgage registry and deed tax	116,424	164,167	-	-	116,424	164,167
Payments in lieu of tax	709,559	580,909	-	-	709,559	580,909
Grants and contributions not restricted to specific programs	2,872,539	2,972,375	-	-	2,872,539	2,972,375
Investment income	3,543,311	(2,573,817)	224,937	135,921	3,768,248	(2,437,896)
Miscellaneous	79,248	400,657	-	-	79,248	400,657
Total Revenues	<u>\$ 116,985,485</u>	<u>\$ 103,554,183</u>	<u>\$ 3,689,363</u>	<u>\$ 3,341,150</u>	<u>\$ 120,674,848</u>	<u>\$ 106,895,333</u>
Expenses						
General government	\$ 16,821,565	\$ 20,605,635	\$ -	\$ -	\$ 16,821,565	\$ 20,605,635
Public safety	22,638,646	21,287,496	-	-	22,638,646	21,287,496
Highways and streets	15,976,596	15,223,290	-	-	15,976,596	15,223,290
Sanitation	-	5,701	-	-	-	5,701
Health and human services	27,426,859	25,344,475	-	-	27,426,859	25,344,475
Culture and recreation	894,471	815,011	-	-	894,471	815,011
Conservation of natural resources	2,794,932	3,002,939	-	-	2,794,932	3,002,939
Economic development	6,296,134	3,024,892	-	-	6,296,134	3,024,892
Interest	112,636	4,124	-	-	112,636	4,124
Landfill	-	-	3,580,445	4,040,743	3,580,445	4,040,743
Total Expenses	<u>\$ 92,961,839</u>	<u>\$ 89,313,563</u>	<u>\$ 3,580,445</u>	<u>\$ 4,040,743</u>	<u>\$ 96,542,284</u>	<u>\$ 93,354,306</u>
Increase (decrease) in Net Position	\$ 24,023,646	\$ 14,240,620	\$ 108,918	\$ (699,593)	\$ 24,132,564	\$ 13,541,027
Net Position, beginning	<u>245,643,558</u>	<u>231,402,938</u>	<u>14,696,919</u>	<u>15,396,512</u>	<u>260,340,477</u>	<u>246,799,450</u>
Net Position, ending	<u>\$ 269,667,204</u>	<u>\$ 245,643,558</u>	<u>\$ 14,805,837</u>	<u>\$ 14,696,919</u>	<u>\$ 284,473,041</u>	<u>\$ 260,340,477</u>

(Unaudited)

Expenses and Program Revenues - Governmental Activities

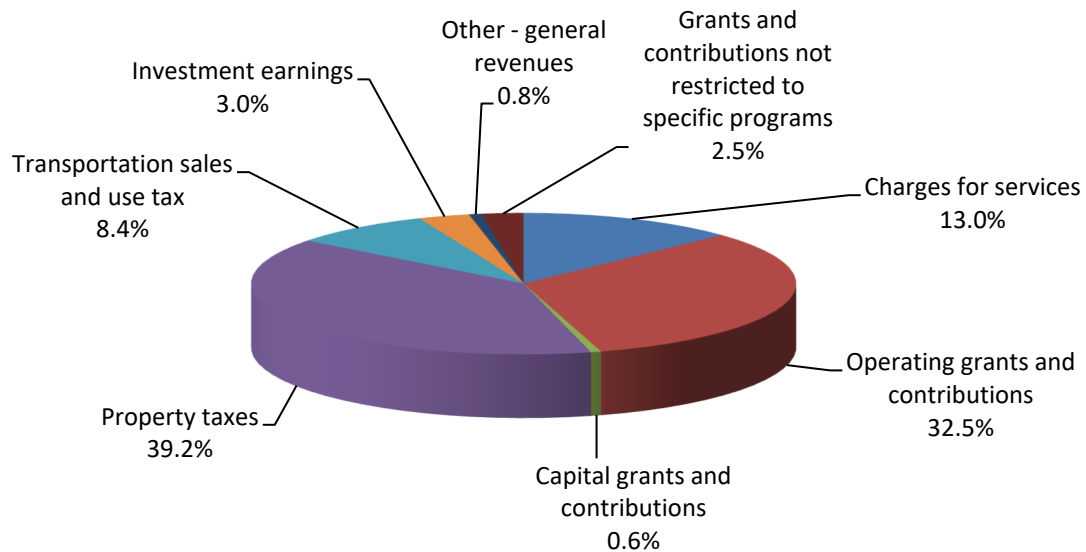


*Sanitation had no expenses and no revenues, which are difficult to measure using the above graph.

**Culture and recreation had expenses \$894,471 and revenues \$191,866, which are difficult to measure using the above graph.

***Interest had expenses of \$112,636 and no revenues, which are difficult to measure using the above graph.

Revenue by Source - Governmental Activities



(Unaudited)

FINANCIAL ANALYSIS OF THE GOVERNMENT'S FUNDS

As noted earlier, Crow Wing County uses fund accounting to ensure and demonstrate compliance with finance-related legal requirements.

Governmental funds – The focus of Crow Wing County's governmental funds is to provide information on near-term inflows, outflows, and balances of spendable resources. Such information is useful in assessing Crow Wing County's financing requirements. In particular, total unrestricted fund balances (i.e., Committed, Assigned, and Unassigned classifications) may serve as a useful measure of a government's net resources available for spending at the end of the fiscal year.

As of the end of the fiscal year, Crow Wing County's governmental funds reported combined ending fund balances of \$61,626,208, an increase of \$2,827,390 in comparison with the prior year. Of this total amount, \$43,502,604 constitutes unrestricted fund balance. The remaining \$18,123,604 of governmental funds fund balance is either Nonspendable or Restricted, indicating that it is not available for spending at the government's discretion. The most significant Nonspendable and Restricted fund balances are as follows: Restricted for Local option sales tax \$6,007,013; Restricted for Solid waste (non-landfill) \$138,817; Restricted for Unorganized townships \$872,532; Nonspendable Environmental trust corpus \$1,846,499; and Nonspendable Prepays \$1,192,643.

The General Fund is the chief operating fund of Crow Wing County. At the end of the current fiscal year, unrestricted fund balance of the General Fund was \$14,061,162, while the total fund balance was \$19,983,838. As a measure of the General Fund's liquidity, it may be useful to compare both unrestricted fund balance (combining committed, assigned, and unassigned) and total unassigned fund balance to total fund expenditures. Unrestricted fund balance represents 30.2 percent of the total General Fund expenditures, while unassigned fund balance represents 25.6 percent of that same amount.

The fund balance of Crow Wing County's General Fund increased \$5,180,599 from 2022. This change is mostly due to increased intergovernmental revenues received for public safety aid and the COVID-19 Community Development Block Grants. Increased investment earnings also contributed to the fund balance increase. Revenues for the General Fund increased by \$12,184,987 or 34.0 percent and expenditures increased \$8,711,247, or 23.0 percent.

The Highway Special Revenue Fund had a total fund balance of \$11,405,448 at the end of the fiscal year. The fund balance of the Highway Special Revenue Fund decreased by \$4,706,716 during the current fiscal year. Revenues increased \$3,831,870 from the prior year, primarily related to the shared revenues received for bituminous overlay projects that was received in 2022. Expenditures increased by \$6,828,257 due to construction projects for County Road 115, the roundabout at TH 210 and CSAH 31, and two recondition projects. Engineering and construction costs vary year to year due to project timelines in the County's Highway Improvement Plan.

The Community Services Special Revenue Fund had a total fund balance of \$15,340,109 at the end of the fiscal year. The fund balance of the Community Services Special Revenue Fund increased by \$2,871,693 during the current fiscal year. Revenues increased \$694,769 from the prior year; this change is primarily related to an increase in intergovernmental revenues for corrections subsidy. Expenditures increased \$2,988,955 from the prior year: contributing factors were increased costs for social services and for increased costs for state operated services and out-of-home placements.

The Public Land Management Special Revenue Fund had a total fund balance of \$417,812 at the end of the fiscal year. The fund balance of the Public Land Management Special Revenue Fund increased by \$318,144 during the current fiscal year. While expenditures decreased \$960,718 from the prior year due to a decrease in capital related expenditures, revenues also increased \$1,188,462 mostly due to the tax forfeited land sale.

The Debt Service Fund had a total fund balance of \$586 at the end of the fiscal year. The fund balance of the Debt Service Fund decreased by \$263,665 during the current fiscal year. Changes in fund balance of the Debt Service Fund is due to remaining fund balance being transferred to the General Fund.

The Capital Projects Fund had a total fund balance of \$10,182,928 at the end of the fiscal year. The fund balance of the Capital Projects Fund increased by \$1,321,792 during the current fiscal year. Revenues decreased by \$335,044 due to decreased property tax levy, and expenditures increased \$841,571, primarily due to planned improvement projects.

(Unaudited)

Proprietary fund – Crow Wing County’s proprietary fund provides the same type of information found in the government-wide financial statements, but in more detail.

Factors concerning the finances of the Landfill Enterprise Fund have already been addressed in the discussion of Crow Wing County’s business-type activities.

General Fund Budgetary Highlights

Budgets can be amended during the year by the County Board. Budget change requests are reviewed by the County Administrator’s Office and submitted to the County Board for their review and approval.

Notable variances from budget include:

- An unfavorable variance for taxes revenue for \$506,255 primarily related to a decrease in the tax collections.
- A favorable variance for intergovernmental revenue for \$9,258,036 due to COVID-19 Community Development Block Grants and public safety aid received.
- A favorable variance for charges for services revenue for \$432,120 due to unexpected increase in collection of fees.
- A favorable variance for investment earnings revenue for \$3,197,229 due to higher than expected interest rates.

CAPITAL ASSETS AND DEBT ADMINISTRATION

Capital Assets

Crow Wing County’s investment in capital assets for its governmental and business-type activities as of December 31, 2023, amounts to \$254,610,734 (net of accumulated depreciation). This investment in capital assets includes land; construction in progress; infrastructure – right-of-way; buildings; land improvements; machinery, furniture, and equipment; infrastructure; and landfill. The total increase in Crow Wing County’s investment in capital assets for the current fiscal year was 8.3 percent.

Major capital asset event during 2023 included an increase in infrastructure and bituminous overlays for multiple roadways and striping and signage of \$11,807,032 related to highway improvement projects.

(Unaudited)

Capital Assets
(Net of Accumulated Depreciation/Amortization)

	Governmental Activities		Business-Type Activities		Total	
	2023	2022	2023	2022	2023	2022
Land	\$ 16,044,389	\$ 15,820,643	\$ 412,334	\$ 412,334	\$ 16,456,723	\$ 16,232,977
Construction in progress	16,695,230	8,029,877	223,692	-	16,918,922	8,029,877
Infrastructure - right-of-way	7,676,728	7,665,165	-	-	7,676,728	7,665,165
Buildings	42,851,435	40,830,835	246,725	275,267	43,098,160	41,106,102
Land improvements	1,627,950	1,159,516	-	-	1,627,950	1,159,516
Machinery, furniture, and equipment	4,700,169	4,739,268	10,376	11,677	4,710,545	4,750,945
Infrastructure	157,777,864	150,285,711	-	-	157,777,864	150,285,711
Right-to-Use Assets - Equipment	227,336	146,313	-	-	227,336	146,313
Arrangement Assets	1,151,162	779,901	-	-	1,151,162	779,901
Landfill	-	-	4,965,344	5,801,902	4,965,344	5,801,902
Total	<u>\$ 248,752,263</u>	<u>\$ 229,457,229</u>	<u>\$ 5,858,471</u>	<u>\$ 6,501,180</u>	<u>\$ 254,610,734</u>	<u>\$ 235,958,409</u>

Additional information on Crow Wing County's capital assets may be found in Note III.A.3 of this report.

Long-Term Debt

At the end of 2023, Crow Wing County had no bonded debt outstanding. Current and future County tax levies are used to finance the bonded indebtedness.

Crow Wing County maintains an "AA" rating from Standard and Poor's for general obligation debt.

State statutes limit the amount of general obligation debt a county can incur to no more than three percent of the market value of taxable property in the county. The 2023 debt limitation for Crow Wing County is \$1,018,285,036, which is significantly in excess of Crow Wing County's outstanding debt obligations.

Additional information on Crow Wing County's long-term debt may be found in Note III.C.2-5 of this report.

(Unaudited)

ECONOMIC FACTORS AND NEXT YEAR'S BUDGETS AND RATES

The County's elected and appointed officials considered many factors when setting the fiscal year 2023 budget, tax rates, and fees that will be charged for the business-type activities.

- The County's estimated market value increased by 33.23 percent in 2023.
- Crow Wing County continues to have one of the lowest tax capacity rates in the State of Minnesota. Crow Wing County's tax capacity rate for 2023 is 24.067 percent.
- In December 2023 the Crow Wing County Board of Commissioners approved the 2024 budget for \$105,836,997, related to the County's Governmental Funds. The 2024 total levy is \$45,909,662, which is an increase of \$1,761,511, or 3.98 percent, compared to the 2023 levy of \$44,148,151.

INDEPENDENT AUDIT

Minn. Stat. § 6.481 requires an annual examination of books of accounts, financial records, and transactions of all County functions by the Office of the State Auditor or a CPA firm meeting the requirements of Minn. Stat. §326A.05. The report is available for inspection upon request at Administrative Services – Financial Services Division during normal working hours.

REQUESTS FOR INFORMATION

This financial report is designed to provide a general overview of Crow Wing County's finances for all those with an interest. If you have a question about this report or need information, contact Administrative Services – Financial Services Division, 326 Laurel Street, Suite 22, Brainerd, Minnesota 56401. You may also contact us via email at Finance.Dept@crowwing.gov or visit our web site at www.crowwing.gov.

(Unaudited)

**CROW WING COUNTY
BRAINERD, MINNESOTA**

**STATEMENT OF NET POSITION
DECEMBER 31, 2023**

	Primary Government		
	Governmental Activities	Business-type Activities	Total
ASSETS			
Current assets			
Cash and investments	\$ 68,728,148	\$ 7,878,302	\$ 76,606,450
Taxes receivable - delinquent	1,113,910	-	1,113,910
Accounts receivable (net)	1,997,131	165,405	2,162,536
Accrued interest receivable	321,131	-	321,131
Contracts receivable	1,552,496	-	1,552,496
Due from other governments	9,052,182	-	9,052,182
Loans receivable	191,496	-	191,496
Lease receivable	619,508	-	619,508
Prepaid items	1,192,643	141	1,192,784
Total current assets	\$ 84,768,645	\$ 8,043,848	\$ 92,812,493
Noncurrent assets			
Restricted assets			
Cash and investments	\$ -	\$ 6,937,176	\$ 6,937,176
Investment in joint venture	19,669,356	-	19,669,356
Capital assets			
Non-depreciable	40,416,347	636,026	41,052,373
Depreciable - net of accumulated depreciation	206,957,418	5,222,445	212,179,863
Right-to-use - net of accumulated amortization	227,336	-	227,336
Arrangement - net of accumulated amortization	1,151,162	-	1,151,162
Total noncurrent assets	\$ 268,421,619	\$ 12,795,647	\$ 281,217,266
Total Assets	\$ 353,190,264	\$ 20,839,495	\$ 374,029,759
DEFERRED OUTFLOWS OF RESOURCES			
Deferred outflow for other post employment benefits liability	\$ 6,643,884	\$ 28,327	\$ 6,672,211
Deferred outflow for pensions	15,412,029	-	15,412,029
Total Deferred Outflows of Resources	\$ 22,055,913	\$ 28,327	\$ 22,084,240

(Continued)

**CROW WING COUNTY
BRAINERD, MINNESOTA**

**STATEMENT OF NET POSITION
DECEMBER 31, 2023
(Continued)**

	Primary Government		
	Governmental Activities	Business-type Activities	Total
LIABILITIES			
Current liabilities			
Accounts payable	\$ 4,651,919	\$ 94,313	\$ 4,746,232
Salaries payable	785,237	-	785,237
Accrued payroll taxes payable	53,435	-	53,435
Contracts payable	85,985	-	85,985
Retainage payable	655,102	-	655,102
Due to other governments	606,228	31,321	637,549
Claims payable	90,632	-	90,632
Customer deposits	247,226	-	247,226
Unearned revenue	7,758,249	-	7,758,249
Compensated absences payable - current	3,439,476	-	3,439,476
Other post employment benefits liability - current	2,312,827	9,861	2,322,688
Lease liability - current	80,925	-	80,925
Subscription liability - current	548,562	-	548,562
Total current liabilities	\$ 21,315,803	\$ 135,495	\$ 21,451,298
Noncurrent liabilities			
Compensated absences payable	\$ 382,164	\$ -	\$ 382,164
Other post employment benefits liability	33,693,076	162,145	33,855,221
Net pension liability	23,931,720	-	23,931,720
Estimated liability for landfill closure/postclosure	-	5,728,763	5,728,763
Lease liability	160,563	-	160,563
Subscription liability	527,925	-	527,925
Total noncurrent liabilities	\$ 58,695,448	\$ 5,890,908	\$ 64,586,356
Total Liabilities	\$ 80,011,251	\$ 6,026,403	\$ 86,037,654
DEFERRED INFLOWS OF RESOURCES			
Property taxes collected for subsequent years	\$ 21,640	\$ -	\$ 21,640
Deferred inflow for other post employment benefits liability	8,345,655	35,582	8,381,237
Deferred inflow for pensions	16,608,281	-	16,608,281
Lease related	592,146	-	592,146
Total Deferred Inflows of Resources	\$ 25,567,722	\$ 35,582	\$ 25,603,304
NET POSITION			
Investment in capital assets	\$ 246,579,591	\$ 5,858,471	\$ 252,438,062
Restricted for:			
General government	2,471,420	-	2,471,420
Public safety	2,280,624	-	2,280,624
Highways and streets	9,234,864	-	9,234,864
Health and human services	720,893	-	720,893
Culture and recreation	404,643	-	404,643
Conservation of natural resources	3,095,423	-	3,095,423
Environmental uses - expendable	194,294	-	194,294
Environmental uses - nonexpendable	1,846,499	-	1,846,499
Economic development	44,759	-	44,759
Debt service	32,426	-	32,426
Opioid response	2,283,709	-	2,283,709
Landfill closure/postclosure	-	1,208,413	1,208,413
Unrestricted	478,059	7,738,953	8,217,012
Total Net Position	\$ 269,667,204	\$ 14,805,837	\$ 284,473,041

**CROW WING COUNTY
BRAINERD, MINNESOTA**

**STATEMENT OF ACTIVITIES
FOR THE YEAR ENDED DECEMBER 31, 2023**

<u>Functions/Programs</u>	<u>Expenses</u>	<u>Program Revenues</u>		
		<u>Charges for Services</u>	<u>Operating Grants and Contributions</u>	<u>Capital Grants and Contributions</u>
Primary government				
Governmental activities				
General government	\$ 16,821,565	\$ 2,929,449	\$ 7,897,128	\$ -
Public safety	22,638,646	2,241,448	4,328,462	-
Highways and streets	15,976,596	2,075,769	9,933,686	716,263
Health and human services	27,426,859	2,519,065	14,999,262	-
Culture and recreation	894,471	1,755	190,111	-
Conservation of natural resources	2,794,932	5,398,309	624,717	-
Economic development	6,296,134	1,223	-	-
Interest	112,636	-	-	-
Total governmental activities	\$ 92,961,839	\$ 15,167,018	\$ 37,973,366	\$ 716,263
Business-type activities				
Landfill	\$ 3,580,445	\$ 3,464,426	\$ -	\$ -
Total primary government	\$ 96,542,284	\$ 18,631,444	\$ 37,973,366	\$ 716,263

General Revenues

Property taxes
Transportation sales and use tax
Mortgage registry and deed tax
Payments in lieu of tax
Grants and contributions not restricted to specific programs
Investment earnings
Miscellaneous

Total general revenues

Change in net position

Net Position - Beginning

Net Position - Ending

Net (Expense) Revenue and Changes in Net Position		
Primary Government		
Governmental Activities	Business-type Activities	Total
\$ (5,994,988)	\$ -	\$ (5,994,988)
(16,068,736)	-	(16,068,736)
(3,250,878)	-	(3,250,878)
(9,908,532)	-	(9,908,532)
(702,605)	-	(702,605)
3,228,094	-	3,228,094
(6,294,911)	-	(6,294,911)
(112,636)	-	(112,636)
\$ (39,105,192)	\$ -	\$ (39,105,192)
\$ -	\$ (116,019)	\$ (116,019)
\$ (39,105,192)	\$ (116,019)	\$ (39,221,211)
\$ 46,043,025	\$ -	\$ 46,043,025
9,764,732	-	9,764,732
116,424	-	116,424
709,559	-	709,559
2,872,539	-	2,872,539
3,543,311	224,937	3,768,248
79,248	-	79,248
\$ 63,128,838	\$ 224,937	\$ 63,353,775
\$ 24,023,646	\$ 108,918	\$ 24,132,564
245,643,558	14,696,919	260,340,477
\$ 269,667,204	\$ 14,805,837	\$ 284,473,041

**CROW WING COUNTY
BRainerd, MINNESOTA**

**BALANCE SHEET
GOVERNMENTAL FUNDS
DECEMBER 31, 2023**

	<u>General</u>	<u>Highway</u>	<u>Community Services</u>	<u>Public Land Management</u>
ASSETS				
Cash and investments	\$ 28,483,905	\$ 10,490,811	\$ 13,920,493	\$ 1,352,973
Taxes receivable - delinquent	641,812	54,430	326,338	-
Accounts receivable (net)	130,851	-	1,840,516	-
Accrued interest receivable	318,675	-	-	-
Due from other funds	292,722	157,663	-	-
Contracts receivable	-	-	-	1,552,496
Due from other governments	1,780,912	4,639,717	2,567,046	-
Loans receivable	149,610	-	-	-
Lease receivable	309,754	-	-	-
Prepaid items	334,631	672,625	183,577	1,646
	<u>334,631</u>	<u>672,625</u>	<u>183,577</u>	<u>1,646</u>
Total Assets	<u>\$ 32,442,872</u>	<u>\$ 16,015,246</u>	<u>\$ 18,837,970</u>	<u>\$ 2,907,115</u>
LIABILITIES				
Accounts payable	\$ 1,647,615	\$ 2,015,866	\$ 783,716	\$ 7,195
Salaries payable	461,736	51,618	265,097	3,549
Accrued payroll taxes payable	28,687	3,948	20,281	271
Contracts payable	-	-	-	85,985
Retainage payable	504,154	149,359	-	-
Due to other funds	-	-	-	546,414
Due to other governments	272,969	281	64,273	268,393
Claims payable	90,632	-	-	-
Customer deposits	247,226	-	-	-
Unearned Revenue	7,733,249	-	-	25,000
	<u>7,733,249</u>	<u>-</u>	<u>-</u>	<u>25,000</u>
Total Liabilities	<u>\$ 10,986,268</u>	<u>\$ 2,221,072</u>	<u>\$ 1,133,367</u>	<u>\$ 936,807</u>
DEFERRED INFLOWS OF RESOURCES				
Unavailable revenue (Note III.D.)	\$ 1,176,693	\$ 2,388,726	\$ 2,364,494	\$ 1,552,496
Lease related	296,073	-	-	-
	<u>296,073</u>	<u>-</u>	<u>-</u>	<u>-</u>
Total Deferred Inflows of Resources	<u>\$ 1,472,766</u>	<u>\$ 2,388,726</u>	<u>\$ 2,364,494</u>	<u>\$ 1,552,496</u>

<u>Debt Service</u>	<u>Capital Projects</u>	<u>Nonmajor Funds</u>	<u>Total</u>
\$ 586	\$ 10,049,909	\$ 4,429,471	\$ 68,728,148
32,426	33,748	25,156	1,113,910
-	-	25,764	1,997,131
-	-	2,456	321,131
-	253,692	-	704,077
-	-	-	1,552,496
-	-	64,507	9,052,182
-	-	41,886	191,496
-	309,754	-	619,508
-	-	164	1,192,643
<u>\$ 33,012</u>	<u>\$ 10,647,103</u>	<u>\$ 4,589,404</u>	<u>\$ 85,472,722</u>

\$ -	\$ 132,112	\$ 65,415	\$ 4,651,919
-	-	3,237	785,237
-	-	248	53,435
-	-	-	85,985
-	1,589	-	655,102
-	-	157,663	704,077
-	-	312	606,228
-	-	-	90,632
-	-	-	247,226
-	-	-	7,758,249
<u>\$ -</u>	<u>\$ 133,701</u>	<u>\$ 226,875</u>	<u>\$ 15,638,090</u>

\$ 32,426	\$ 34,401	\$ 67,042	\$ 7,616,278
-	296,073	-	592,146
<u>\$ 32,426</u>	<u>\$ 330,474</u>	<u>\$ 67,042</u>	<u>\$ 8,208,424</u>

(Continued)

**CROW WING COUNTY
BRAINERD, MINNESOTA**

**BALANCE SHEET
GOVERNMENTAL FUNDS
DECEMBER 31, 2023
(Continued)**

	<u>General</u>	<u>Highway</u>	<u>Community Services</u>	<u>Public Land Management</u>
FUND BALANCES				
Nonspendable:				
Missing heirs	\$ 163,726	\$ -	\$ -	\$ -
Long term receivable	149,610	-	-	-
Prepays	334,631	672,625	183,577	1,646
Environmental trust corpus	-	-	-	-
Restricted for:				
Enhanced 911	633,913	-	-	-
Sheriff's drug contingency	4,113	-	-	-
Sheriff's forfeited property	40,599	-	-	-
Sheriff's public safety	1,522,648	-	-	-
DUI assessment	27,161	-	-	-
Lakes area drug investigation forfeiture	52,190	-	-	-
Recreation	404,643	-	-	-
Land based improvements	356,277	-	-	-
Recorder's technology	623,982	-	-	-
Law library	51,527	-	-	-
Attorney's chips	14,657	-	-	-
Aquatic invasive species	118,022	-	-	-
Local option sales tax	-	6,007,013	-	-
Resource development	-	-	-	388,611
Forest access roads	-	-	-	56,269
Solid waste (non-landfill)	-	-	-	-
Greater Minnesota landfill cleanup fee	-	-	-	-
Economic development revolving loans	-	-	-	-
Environmental uses	-	-	-	-
Unorganized townships	-	-	-	-
Ditch #13	-	-	-	-
Tax forfeited capital projects	1,349,984	-	-	-
Opioid response	-	-	548,577	-
Medical assistance unwinding	-	-	424,745	-
Wellness	74,993	-	-	-
Committed for:				
Dive team	16,754	-	-	-
Explorer's Program	748	-	-	-
BLADE	3,409	-	-	-
Facilities	441,635	-	-	-
Mounted patrol	11,433	-	-	-
Triad	5,139	-	-	-
Veterans' service van	19,338	-	-	-
Thirty Lakes Watershed	116,885	-	-	-
Information technology	124,668	-	-	-
Employee recognition program	8,089	-	-	-
Other post employment benefits (OPEB)	1,400,000	-	-	-
Highway improvement plan	-	2,521,780	-	-
Assigned for:				
Highway	-	2,204,030	-	-
Community services	-	-	14,183,210	-
Capital projects	-	-	-	-
Solid waste (non-landfill)	-	-	-	-
Debt service	-	-	-	-
Unassigned	<u>11,913,064</u>	<u>-</u>	<u>-</u>	<u>(28,714)</u>
Total Fund Balances	<u>\$ 19,983,838</u>	<u>\$ 11,405,448</u>	<u>\$ 15,340,109</u>	<u>\$ 417,812</u>
Total Liabilities, Deferred Inflows of Resources, and Fund Balances	<u>\$ 32,442,872</u>	<u>\$ 16,015,246</u>	<u>\$ 18,837,970</u>	<u>\$ 2,907,115</u>

<u>Debt Service</u>	<u>Capital Projects</u>	<u>Nonmajor Funds</u>	<u>Total</u>
\$ -	\$ -	\$ -	\$ 163,726
-	-	-	149,610
-	-	164	1,192,643
-	-	1,846,499	1,846,499
-	-	-	633,913
-	-	-	4,113
-	-	-	40,599
-	-	-	1,522,648
-	-	-	27,161
-	-	-	52,190
-	-	-	404,643
-	-	-	356,277
-	-	-	623,982
-	-	-	51,527
-	-	-	14,657
-	-	-	118,022
-	-	-	6,007,013
-	-	-	388,611
-	-	-	56,269
-	-	138,817	138,817
-	-	841,208	841,208
-	-	2,873	2,873
-	-	194,294	194,294
-	-	872,532	872,532
-	-	21,478	21,478
-	-	-	1,349,984
-	-	-	548,577
-	-	-	424,745
-	-	-	74,993
-	-	-	16,754
-	-	-	748
-	-	-	3,409
-	-	-	441,635
-	-	-	11,433
-	-	-	5,139
-	-	-	19,338
-	-	-	116,885
-	-	-	124,668
-	-	-	8,089
-	-	-	1,400,000
-	-	-	2,521,780
-	-	-	2,204,030
-	-	-	14,183,210
-	10,182,928	-	10,182,928
-	-	377,622	377,622
586	-	-	586
-	-	-	11,884,350
<u>\$ 586</u>	<u>\$ 10,182,928</u>	<u>\$ 4,295,487</u>	<u>\$ 61,626,208</u>
<u>\$ 33,012</u>	<u>\$ 10,647,103</u>	<u>\$ 4,589,404</u>	<u>\$ 85,472,722</u>

**CROW WING COUNTY
BRAINERD, MINNESOTA**

**RECONCILIATION OF THE BALANCE SHEET OF GOVERNMENTAL FUNDS
TO THE STATEMENT OF NET POSITION – GOVERNMENTAL ACTIVITIES
DECEMBER 31, 2023**

Fund balance - total governmental funds		\$ 61,626,208
Amounts reported for governmental activities in the statement of net position are different because:		
Capital assets, net of accumulated depreciation, and amortization used in governmental activities are not financial resources and, therefore, are not reported in the governmental funds.		248,752,263
Investment in joint venture is not available to pay for current period expenditures and, therefore, is not reported in the governmental funds.		19,669,356
Deferred outflows resulting from pension obligations are not available resources and, therefore, are not reported in governmental funds.		15,412,029
Deferred outflows resulting from other post employment benefits liability are not available resources and, therefore, are not reported in governmental funds.		6,643,884
Other long-term assets are not available to pay for current period expenditures and, therefore, are reported as unavailable revenue in the governmental funds.		7,594,638
Long-term liabilities, including bonds payable, are not due and payable in the current period and, therefore, are not reported in the governmental funds.		
Other post employment benefits liability	\$ (36,005,903)	
Net pension liability	(23,931,720)	
Compensated absences payable	(3,821,640)	
Lease liability	(241,488)	
Subscription liability	<u>(1,076,487)</u>	(65,077,238)
Deferred inflows resulting from pension obligations are not due and payable in the current period and, therefore, are not reported in governmental funds.		(16,608,281)
Deferred inflows resulting from other post employment benefits liability are not due and payable in the current period and, therefore, are not reported in governmental funds.		<u>(8,345,655)</u>
Net position of governmental activities		<u>\$ 269,667,204</u>

This page was left blank intentionally

**CROW WING COUNTY
BRainerd, Minnesota**

**STATEMENT OF REVENUES, EXPENDITURES, AND CHANGES IN FUND BALANCES
GOVERNMENTAL FUNDS
FOR THE YEAR ENDED DECEMBER 31, 2023**

	General	Highway	Community Services	Public Land Management
REVENUES				
Taxes	\$ 27,719,959	\$ 11,701,676	\$ 13,553,763	\$ -
Special assessments	-	-	-	-
Licenses and permits	963,350	-	-	1,047,736
Intergovernmental	11,145,629	11,932,221	16,784,759	427,403
Charges for services	2,987,710	2,328,243	1,676,641	21,507
Fines and forfeits	25,001	-	-	-
Gifts and contributions	29,559	-	-	-
Investment earnings	3,737,229	-	-	142,063
Sales	-	-	-	2,647,807
Miscellaneous	1,422,867	20,960	930,508	108,325
Total Revenues	\$ 48,031,304	\$ 25,983,100	\$ 32,945,671	\$ 4,394,841
EXPENDITURES				
Current				
General government	\$ 19,594,547	\$ -	\$ -	\$ -
Public safety	17,762,099	-	4,045,515	-
Highways and streets	-	8,661,150	-	-
Health and human services	54,993	-	25,902,408	-
Culture and recreation	684,685	-	-	-
Conservation of natural resources	1,135,667	-	-	1,814,592
Economic development	5,000,000	-	-	-
Capital Outlay				
General government	1,368,855	-	-	-
Public safety	74,945	-	-	-
Highways and streets	-	21,619,036	-	-
Health and human services	-	-	-	-
Conservation of natural resources	279,180	-	-	136,009
Intergovernmental	-	436,111	-	-
Debt Service				
Principal	508,251	17,310	111,488	1,070
Interest	98,249	3,052	15,090	26
Total Expenditures	\$ 46,561,471	\$ 30,736,659	\$ 30,074,501	\$ 1,951,697
Excess of Revenues Over (Under) Expenditures	\$ 1,469,833	\$ (4,753,559)	\$ 2,871,170	\$ 2,443,144
OTHER FINANCING SOURCES (USES)				
Transfers in	\$ 2,401,267	\$ -	\$ -	\$ -
Transfers out	(11,274)	-	-	(2,125,000)
Proceeds from sale of capital assets	-	14,542	-	-
Insurance proceeds	76,605	3,313	523	-
Issuance of leases	165,839	7,883	-	-
Issuance of subscriptions	1,078,329	21,105	-	-
Total Other Financing Sources (Uses)	\$ 3,710,766	\$ 46,843	\$ 523	\$ (2,125,000)
Net Change in Fund Balances	\$ 5,180,599	\$ (4,706,716)	\$ 2,871,693	\$ 318,144
Fund Balance - January 1	14,803,239	16,112,164	12,468,416	99,668
Fund balance - December 31	\$ 19,983,838	\$ 11,405,448	\$ 15,340,109	\$ 417,812

<u>Debt Service</u>	<u>Capital Projects</u>	<u>Nonmajor Funds</u>	<u>Total</u>
\$ 1,328	\$ 1,447,105	\$ 1,271,477	\$ 55,695,308
-	-	1,179,174	1,179,174
-	-	50	2,011,136
-	2,552,744	339,308	43,182,064
-	-	396,874	7,410,975
-	-	-	25,001
-	-	-	29,559
-	31,242	95,249	4,005,783
-	-	-	2,647,807
-	143,936	453,309	3,079,905
<u>\$ 1,328</u>	<u>\$ 4,175,027</u>	<u>\$ 3,735,441</u>	<u>\$ 119,266,712</u>
\$ -	\$ 1,009,218	\$ 123,816	\$ 20,727,581
-	411,179	205,423	22,424,216
-	21,602	1,064,623	9,747,375
-	113,204	-	26,070,605
-	-	-	684,685
-	-	1,284,379	4,234,638
-	-	13,519	5,013,519
-	606,885	-	1,975,740
-	502,923	-	577,868
-	212,827	-	21,831,863
-	101,681	-	101,681
-	-	2,941,586	3,356,775
-	-	-	436,111
-	-	1,385	639,504
-	-	45	116,462
<u>\$ -</u>	<u>\$ 2,979,519</u>	<u>\$ 5,634,776</u>	<u>\$ 117,938,623</u>
<u>\$ 1,328</u>	<u>\$ 1,195,508</u>	<u>\$ (1,899,335)</u>	<u>\$ 1,328,089</u>
\$ 11,274	\$ -	\$ 224,937	\$ 2,637,478
(276,267)	-	(224,937)	(2,637,478)
-	90,126	-	104,668
-	36,158	4,878	121,477
-	-	-	173,722
-	-	-	1,099,434
<u>\$ (264,993)</u>	<u>\$ 126,284</u>	<u>\$ 4,878</u>	<u>\$ 1,499,301</u>
\$ (263,665)	\$ 1,321,792	\$ (1,894,457)	\$ 2,827,390
<u>264,251</u>	<u>8,861,136</u>	<u>6,189,944</u>	<u>58,798,818</u>
<u>\$ 586</u>	<u>\$ 10,182,928</u>	<u>\$ 4,295,487</u>	<u>\$ 61,626,208</u>

CROW WING COUNTY BRAINERD, MINNESOTA

RECONCILIATION OF THE STATEMENT OF REVENUES, EXPENDITURES, AND CHANGES IN FUND BALANCES OF GOVERNMENTAL FUNDS TO THE GOVERNMENT-WIDE STATEMENT OF ACTIVITIES – GOVERNMENTAL ACTIVITIES FOR THE YEAR ENDED DECEMBER 31, 2023

Net change in fund balances - total governmental funds **\$ 2,827,390**

Amounts reported for governmental activities in the statement of activities are different because:

In the funds, under the modified accrual basis, receivables not available for expenditure are deferred. In the statement of activities, those revenues are recognized when earned. The adjustment to revenue between the fund statements and the statement of activities is the increase (decrease) in unavailable revenue.

Deferred inflows of resources - December 31	\$ 7,594,638	
Deferred inflows of resources - January 1	<u>(8,606,094)</u>	(1,011,456)

Governmental funds report capital outlay as expenditures. However, in the statement of activities, the cost of those assets is allocated over their estimated useful lives and reported as depreciation/amortization expense. In the statement of activities, only the gain or loss on the disposal of capital assets is reported; whereas, in the governmental funds, the proceeds from the sale increase financial resources. Therefore, the change in net position differs from the change in fund balance by the net book value of the assets sold.

Expenditures for general capital assets and infrastructure	\$ 28,665,976	
Net book value of assets sold or disposed	(68,994)	
Current year depreciation and amortization	<u>(8,522,047)</u>	20,074,935

Issuing long-term debt provides current financial resources to governmental funds, while the repayment of debt consumes current financial resources. Neither transaction, however, has any effect on net position. Also, governmental funds report the net effect of premiums and discounts, and similar items when debt is first issued, whereas those amounts are deferred and amortized over the life of the debt in the statement of activities.

Issuance of lease liability	(173,722)	
Issuance of subscription liability	(1,099,434)	
Principal repayments		
Long term receivables	(155,368)	
Lease liability	79,779	
Subscription liability	<u>22,947</u>	(1,325,798)

Decrease in joint venture does not provide current financial resources and is not reported as revenue in the funds.		4,450,086
---	--	-----------

Some expenses reported in the statement of activities do not require the use of current financial resources and, therefore, are not reported as expenditures in governmental funds.

Change in compensated absences	\$ (17,149)	
Change in other post employment benefits liability	9,240,260	
Change in net pension liability/net pension asset	17,988,340	
Change in deferred outflows of resources for pensions	(4,747,900)	
Change in deferred outflows of resources for other post employment benefits liability	(1,985,982)	
Change in deferred inflow of resources for pensions	(15,623,720)	
Change in deferred inflow of resources for other post employment benefits liability	<u>(5,845,360)</u>	(991,511)

Change in net position of governmental activities		<u>\$ 24,023,646</u>
--	--	-----------------------------

**CROW WING COUNTY
BRAINERD, MINNESOTA**

**STATEMENT OF NET POSITION
LANDFILL ENTERPRISE FUND
DECEMBER 31, 2023**

ASSETS

Current assets

Cash and investments	\$ 7,878,302
Accounts receivable	165,405
Prepaid items	<u>141</u>

Total current assets	<u>\$ 8,043,848</u>
-----------------------------	----------------------------

Noncurrent assets

Restricted assets	
Cash and investments	\$ 6,937,176
Capital assets	
Non-depreciable	636,026
Depreciable - net of accumulated depreciation	<u>5,222,445</u>

Total noncurrent assets	<u>\$ 12,795,647</u>
--------------------------------	-----------------------------

Total Assets	<u>\$ 20,839,495</u>
---------------------	-----------------------------

DEFERRED OUTFLOWS OF RESOURCES

Deferred outflow for other post employment benefits	\$ 28,327
	<u>\$ 28,327</u>

LIABILITIES

Current liabilities

Accounts payable	\$ 94,313
Due to other governments	31,321
Other post employment benefits liability - current	<u>9,861</u>

Total current liabilities	<u>\$ 135,495</u>
----------------------------------	--------------------------

Noncurrent liabilities

Other post employment benefits liability	\$ 162,145
Estimated liability for landfill closure/postclosure	<u>5,728,763</u>

Income (Loss) Before	<u>\$ 5,890,908</u>
-----------------------------	----------------------------

Total Liabilities	<u>\$ 6,026,403</u>
--------------------------	----------------------------

DEFERRED INFLOWS OF RESOURCES

Deferred inflow for other post employment benefits obligations	\$ 35,582
	<u>\$ 35,582</u>

NET POSITION

Investment in capital assets	\$ 5,858,471
Restricted for landfill closure/postclosure	1,208,413
Unrestricted	<u>7,738,953</u>

Total Net Position	<u>\$ 14,805,837</u>
---------------------------	-----------------------------

**CROW WING COUNTY
BRAINERD, MINNESOTA**

**STATEMENT OF REVENUES, EXPENSES, AND CHANGES IN FUND NET POSITION
LANDFILL ENTERPRISE FUND
FOR THE YEAR ENDED DECEMBER 31, 2023**

OPERATING REVENUES

Charges for services	\$ 3,462,176
Licenses and permits	2,250

Total Operating Revenues	\$ 3,464,426
---------------------------------	---------------------

OPERATING EXPENSES

Personnel services	\$ 156,116
Employee benefits and payroll taxes	21,981
Professional services	130,840
Contracted services	1,030,387
Maintenance	78,822
Supplies	198,135
Telephone	521
Utilities	64,015
Fuel	7,206
Advertising	11,764
Insurance	6,575
Licenses and dues	1,575
Postage	8,347
Engineering costs	566,194
Miscellaneous	49,433
Depreciation	901,009
Landfill closure and postclosure costs	347,525

Total Operating Expenses	\$ 3,580,445
---------------------------------	---------------------

Operating Income (Loss)	\$ (116,019)
--------------------------------	---------------------

NONOPERATING REVENUES (EXPENSES)

Investment earnings	224,937
---------------------	---------

Income (Loss) Before Transfers	\$ 108,918
---------------------------------------	-------------------

Transfers in	224,937
Transfers out	(224,937)

Change in Net Position	\$ 108,918
-------------------------------	-------------------

Net Position - Beginning	14,696,919
---------------------------------	-------------------

Net Position - Ending	\$ 14,805,837
------------------------------	----------------------

**CROW WING COUNTY
BRAINERD, MINNESOTA**

**STATEMENT OF CASH FLOWS
LANDFILL ENTERPRISE FUND
FOR THE YEAR ENDED DECEMBER 31, 2023
Increase (Decrease) in Cash and Cash Equivalents**

Cash Flows from Operating Activities	
Receipts from customers and users	\$ 3,430,239
Payments to suppliers	(2,083,375)
Payments to employees for salaries and benefits	<u>(199,378)</u>
Net cash provided by (used in) operating activities	<u>\$ 1,147,486</u>
Cash Flows from Noncapital Financing Activities	
Transfers in from other funds	\$ 224,937
Transfers out to other funds	<u>(224,937)</u>
Net cash provided by (used in) noncapital financing activities	<u>\$ -</u>
Cash Flows from Capital and Related Financing Activities	
Purchases of capital assets	<u>\$ (258,300)</u>
Net cash provided by (used in) capital and related financing activities	<u>\$ (258,300)</u>
Cash Flows from Investing Activities	
Investment earnings received	<u>\$ 224,937</u>
Net cash provided by (used in) investing activities	<u>\$ 224,937</u>
Net Increase (Decrease) in Cash and Cash Equivalents	\$ 1,114,123
Cash and Cash Equivalents at January 1	<u>13,701,355</u>
Cash and Cash Equivalents at December 31	<u><u>\$ 14,815,478</u></u>
Cash and Cash Equivalents - Statement of Net Position	
Cash and investments	\$ 7,878,302
Restricted cash and investments	<u>6,937,176</u>
Income (Loss) Before	
Total Cash and Cash Equivalents	<u><u>\$ 14,815,478</u></u>

(Continued)

**CROW WING COUNTY
BRainerd, MINNESOTA**

**STATEMENT OF CASH FLOWS
LANDFILL ENTERPRISE FUND
FOR THE YEAR ENDED DECEMBER 31, 2023
Increase (Decrease) in Cash and Cash Equivalents
(Continued)**

**Reconciliation of Operating Income (Loss) to Net
Cash Provided by (Used in) Operating Activities**

Operating income (loss)	<u>\$ (116,019)</u>
Adjustments to reconcile operating income (loss) to net cash provided by (used in) operating activities	
Depreciation expense	\$ 901,009
(Increase) decrease in accounts receivable	(34,187)
(Increase) decrease in prepaid items	77
(Increase) decrease in deferred outflow for pensions	7,868
(Increase) decrease in deferred outflow for other post employment benefits obligations	14,587
Increase (decrease) in accounts payable	39,041
Increase (decrease) in salaries payable	(1,120)
Increase (decrease) in due to other governments	31,321
Increase (decrease) in compensated absences payable	(1,606)
Increase (decrease) in deferred inflow for pensions	(360)
Increase (decrease) in deferred inflow for other post employment benefits obligations	23,149
Increase (decrease) in other post employment benefits obligations	(39,397)
Increase (decrease) in pension liability	(24,402)
Increase (decrease) in landfill closure/postclosure costs liability	<u>347,525</u>
Total adjustments	<u>\$ 1,263,505</u>
Net Cash Provided by (Used in) Operating Activities	<u>\$ 1,147,486</u>

**CROW WING COUNTY
BRAINERD, MINNESOTA**

**STATEMENT OF FIDUCIARY NET POSITION
FIDUCIARY FUNDS
DECEMBER 31, 2023**

	Custodial Funds	Private-Purpose Trust Funds
ASSETS		
Cash and investments	\$ 3,427,577	\$ 22,111
Due from other governments	940,463	-
Taxes for other governments	1,887,711	-
Total Assets	\$ 6,255,751	\$ 22,111
LIABILITIES		
Due to others	\$ 418,932	\$ 3,188
Due to other governments	2,640,404	-
Total Liabilities	\$ 3,059,336	\$ 3,188
DEFERRED INFLOWS OF RESOURCES		
Property taxes collected for subsequent period	\$ 43,668	-
NET POSITION		
Restricted for:		
Individuals, organizations, and other governments	<u>\$ 3,152,747</u>	<u>\$ 18,923</u>

**CROW WING COUNTY
BRAINERD, MINNESOTA**

**STATEMENT OF CHANGES IN FIDUCIARY NET POSITION
FIDUCIARY FUNDS
FOR THE YEAR ENDED DECEMBER 31, 2023**

	<u>Custodial Funds</u>	<u>Private-Purpose Trust Funds</u>
ADDITIONS		
Contributions		
Individuals	\$ 461,047	\$ 109,242
Gifts and contributions	363,451	-
Property tax collections for other governments	94,190,499	-
License and fees collected for state	16,799,635	-
Miscellaneous	5,294,624	1,222
Total Additions	<u>\$ 117,109,256</u>	<u>\$ 110,464</u>
DEDUCTIONS		
Beneficiary payments to individuals	\$ 443,438	\$ 112,736
Payments of property tax to other governments	93,516,313	-
Administrative expense	2,875	-
Payments to other entities	22,598,599	-
Total Deductions	<u>\$ 116,561,225</u>	<u>\$ 112,736</u>
NET INCREASE (DECREASE) IN FIDUCIARY NET POSITION	 \$ 548,031	 \$ (2,272)
Fiduciary Net Position - Beginning of Year	<u>2,604,716</u>	<u>21,195</u>
FIDUCIARY NET POSITION - END OF YEAR	<u><u>\$ 3,152,747</u></u>	<u><u>\$ 18,923</u></u>

**CROW WING COUNTY
BRainerd, MINNESOTA**

**NOTES TO THE FINANCIAL STATEMENTS
AS OF AND FOR THE YEAR ENDED DECEMBER 31, 2023**

I. Summary of Significant Accounting Policies

The County's financial statements are prepared in accordance with generally accepted accounting principles (GAAP) as of and for the year ended December 31, 2023. The Governmental Accounting Standards Board (GASB) is responsible for establishing GAAP for state and local governments through its pronouncements (statements and interpretations). This financial report has been prepared in conformity with GASB Statement No. 34, *Basic Financial Statements--and Management's Discussion and Analysis--for State and Local Governments*, issued in June 1999.

A. Financial Reporting Entity

Crow Wing County was established May 23, 1857, and is an organized county having the powers, duties, and privileges granted to counties by Minn. Stat. ch. 373. As required by accounting principles generally accepted in the United States of America, these financial statements represent Crow Wing County. The County is governed by a five-member Board of Commissioners elected from districts within the County. The County Board is organized with a chair and vice chair elected at the annual meeting in January of each year. The County Administrator serves as the clerk of the County Board of Commissioners but has no vote.

Crow Wing County Housing and Redevelopment Authority

Crow Wing County Housing and Redevelopment Authority (HRA) was created to administer the public housing programs authorized by the United States Housing Act of 1937, as amended, and to carry out other housing assistance programs. The HRA is currently governed by a five-member Board of Directors appointed by the Crow Wing County Board of Commissioners. The financial information for the HRA is not material and is therefore not disclosed in this report.

Serpent Lake Sanitary Sewer District

Serpent Lake Sanitary Sewer District (SLSSD) was organized for the purpose of constructing and maintaining a wastewater treatment facility to serve the cities of Crosby, Cuyuna, Deerwood, and Ironton. The SLSSD is currently governed by an eight-member Board of Directors appointed by their respective city councils. The financial information for the SLSSD is not material and is therefore not disclosed in this report.

Joint Ventures

The County participates in several joint ventures described in Note IV.B. The County also participates in jointly-governed organizations described in Note IV.C.

B. Basic Financial Statements

Government-Wide Statements

The government-wide financial statements (the statement of net position and the statement of activities) display information about the government. These statements include the financial activities of the overall County government, except for fiduciary activities. The effect of interfund activity has been removed from these statements, but interfund services provided and used are not eliminated in the consolidation process. Governmental activities, which normally are supported by taxes and intergovernmental revenues, are reported separately from business-type activities, which rely to a significant extent on fees and charges to external parties for support.

**CROW WING COUNTY
BRAINERD, MINNESOTA**

**NOTES TO THE FINANCIAL STATEMENTS
AS OF AND FOR THE YEAR ENDED DECEMBER 31, 2023**

In the government-wide statement of net position, both the governmental and business-type activities columns: (a) are presented on a consolidated basis by column; and (b) are reported on a full accrual, economic resource basis that recognizes all long-term assets and receivables as well as long-term debt and obligations. The County's net position is reported in three parts: (1) investment in capital assets; (2) restricted net position; and (3) unrestricted net position. The County first utilizes restricted resources to finance qualifying activities.

The statement of activities demonstrates the degree to which the direct expenses of each function of the County's governmental activities and business-type activities are offset by program revenues. Direct expenses are those clearly identifiable with a specific function or activity. Program revenues include: (1) fees, fines, and charges paid by the recipients of goods, services, or privileges provided by a given function or activity; and (2) grants and contributions restricted to meeting the operational or capital requirements of a particular function or activity. Revenues not classified as program revenues, including all taxes, are presented as general revenues.

Fund Financial Statements

The fund financial statements provide information about the County's funds, including its fiduciary funds. Separate statements for each fund category – governmental, proprietary, and fiduciary – are presented. The emphasis of governmental and proprietary fund financial statements is on major individual governmental and enterprise funds, with each displayed in a separate column in the fund financial statements. All remaining governmental funds are aggregated and reported as nonmajor funds.

Proprietary funds distinguish operating revenues and expenses from nonoperating items. Operating revenues and expenses generally result from providing services and producing and delivering goods in connection with a proprietary fund's principal ongoing operations. The principal operating revenues of the Landfill Enterprise Fund are charges to customers for services provided and for the issuance of licenses and permits. Operating expenses for the Landfill Enterprise Fund include the cost of services, administrative expenses, depreciation, and costs relating to landfill closure and postclosure. All revenues and expenses not meeting this definition are reported as nonoperating revenues and expenses.

The County reports the following major governmental funds:

The General Fund is the County's primary operating fund. It is used to account for and report all financial resources not accounted for and reported in another fund.

The Highway Special Revenue Fund is used to account for all costs for maintenance and construction of streets and highways. Financing comes primarily from an annual property tax levy and restricted intergovernmental revenue from the state and federal governments.

The Community Services Special Revenue Fund is primarily used to account for all costs for health and human services. Financing comes mainly from an annual property tax levy and restricted intergovernmental revenue from the state and federal governments.

The Public Land Management Special Revenue Fund is used to account for financial transactions resulting from the management of Crow Wing County's tax-forfeited lands. Financing comes primarily from issuance of timber permits, timber sales, and the sale of tax-forfeited properties.

**CROW WING COUNTY
BRAINERD, MINNESOTA**

**NOTES TO THE FINANCIAL STATEMENTS
AS OF AND FOR THE YEAR ENDED DECEMBER 31, 2023**

The Debt Service Fund is used to account for and report financial resources that are restricted, committed, or assigned to expenditures for principal and interest.

The Capital Projects Fund is used to account for and report financial resources that are restricted, committed, or assigned to expenditures for capital outlays, including the acquisition or construction of capital facilities and other capital assets.

The County reports the following major enterprise fund:

The Landfill Enterprise Fund is used to account for the operation, maintenance, and development of the County's solid waste landfill.

Additionally, the County reports the following fund types:

The Permanent Fund is used to report resources legally restricted to the extent that only earnings, and not principal from the Environmental Trust Permanent Fund may be used for environmental purposes in accordance with Minn. Stat. § 373.475.

Private-purpose trust funds are used to report trust arrangements other than pension or investment trusts, under which principal and income benefit individuals, private organizations, or other governments. The County reports two private-purpose trust funds, the North Long Lake Sanitary Sewer District (NLLSSD) Trust, which is maintained as a long-term replacement fund for the sewer system of the District and the Social Welfare Fund which accounts for the activity related to income received and payments made on behalf of individuals for whom the County is responsible to assist.

Custodial funds are custodial in nature. These funds are used for a variety of purposes: to account for the collection and disbursement of taxes on behalf of other local governments within the County; as an agent for a mental health collaborative, child protection services, and estate recoveries; as an agent for local lake improvement districts, recreational trails, and other environmental purposes; as an agent for a water quality awareness organization; as an agent for an adult mental health delivery system organization; as an agent for state revenue payments, as an agent for sheriff foreclosure sales, and as an agent for the inmates of the Crow Wing County Jail.

C. Measurement Focus and Basis of Accounting

The government-wide, proprietary, and fiduciary fund financial statements are reported using the economic resources measurement focus and the accrual basis of accounting. Revenues are recorded when earned, and expenses are recorded when a liability is incurred, regardless of the timing of related cash flows. Property taxes are recognized as revenues in the year for which they are levied. Grants and similar items are recognized as revenue as soon as all eligibility requirements imposed by the provider have been met.

Governmental fund financial statements are reported using the current financial resources measurement focus and the modified accrual basis of accounting. Revenues are recognized as soon as they are both measurable and available. Crow Wing County considers all revenues as available if collected within 60 days after the end of the current period. Property taxes, special assessments, intergovernmental revenue, and interest are all considered susceptible to accrual. Expenditures are recorded when the related fund liability is incurred, except for principal and interest on general long-term debt, including lease liabilities, as well as expenditures related to compensated absences, and claims and judgments, which are recognized as expenditures to the extent that they have matured. Proceeds of general long-term debt and acquisitions under leases and subscriptions are reported as other financing sources.

**CROW WING COUNTY
BRAINERD, MINNESOTA**

**NOTES TO THE FINANCIAL STATEMENTS
AS OF AND FOR THE YEAR ENDED DECEMBER 31, 2023**

When both restricted and unrestricted resources are available for use, it is the County's policy to use restricted resources first, then unrestricted resources as they are needed.

D. Assets, Deferred Outflows of Resources, Liabilities, Deferred Inflows of Resources, and Net Position or Equity

1. Cash and Investments

The cash balances of substantially all funds are pooled and invested by the Administrative Services Director for the purpose of increasing earnings through investment activities. Investments are reported at their fair value at December 31, 2023. A market approach is used to value all investments other than external investment pools, which are measured at the net asset value or fair value per share. Pursuant to Minn. Stat. § 385.07, investment earnings on cash and pooled investments of governmental and fiduciary funds are credited to the General Fund. Other funds received investment earnings based on other state statutes, grant agreements, contracts, and bond covenants. The pooled investment earnings for 2023 were \$3,768,248.

Cash and cash equivalents are identified only for the purpose of the statement of cash flows reporting by the proprietary fund. Crow Wing County has defined cash and cash equivalents to include cash on hand, demand deposits, certificates of deposits, and short-term investments with original maturities of three months or less from the date of acquisition. Additionally, each fund's equity in the County's investment pool is treated as a cash equivalent because the funds can deposit or effectively withdraw cash at any time without prior notice or penalty.

2. Receivables and Payables

Activity between funds that are representative of lending/borrowing arrangements outstanding at the end of the fiscal year is referred to as either "due to/from other funds" (the current portion of interfund loans) or "advances to/from other funds" (the noncurrent portion of interfund loans).

All other outstanding balances between funds are reported as "due to/from other funds." Any residual balances outstanding between the governmental activities and business-type activities are reported in the government-wide financial statements as "internal balances."

3. Property Taxes

Property taxes are levied as of January 1st on property values assessed as of the same date. The tax levy notice is mailed in March with the first half payment due May 15th and the second half payment due October 15th or November 15th. Unpaid taxes at December 31st become liens on the respective property and are classified in the financial statements as delinquent taxes receivable.

4. Prepaid Items

The majority of the prepaid items in the Highway Special Revenue fund consist of prepaid supplies held for consumption. Reported prepaid supplies are classified as nonspendable fund balance to indicate that it is not in spendable form. The balance of prepaid supplies at December 31, 2023 was \$665,274.

**CROW WING COUNTY
BRainerd, MINNESOTA**

**NOTES TO THE FINANCIAL STATEMENTS
AS OF AND FOR THE YEAR ENDED DECEMBER 31, 2023**

Certain payments to vendors reflect costs applicable to future accounting periods and are recorded as prepaid items in both government-wide and fund financial statements. The cost of prepaid supplies is recorded as expenditures/expenses when consumed rather than when purchased.

5. Restricted Assets

Restricted cash represents monies set aside to be used in the future for monitoring and closing County landfills. Interest earned on cash balances is allocated to cash and restricted cash balances.

6. Capital Assets

Capital assets are tangible and intangible assets, which include land; construction in progress; infrastructure – right-of-way; buildings; land improvements; machinery, furniture, and equipment; infrastructure; and landfill are reported in the applicable governmental or business-type activities column in the government-wide financial statements and in the Landfill Enterprise Fund. Capital assets are defined by the County as assets with an initial, individual cost of more than \$15,000 and an estimated useful life in excess of three years, and any motorized vehicle. Federally funded capital assets are identified with an initial, individual cost of \$5,000. Such assets are recorded at historical cost or estimated historical cost if purchased or constructed. Donated capital assets are recorded at acquisition value (entry price) on the date of donation. Major outlays for capital assets and improvements are capitalized as projects are constructed.

Capital assets are capitalized and reported at cost or estimated historical cost (except for intangible right-to-use assets, the measurement of which is discussed in Note I.D.7. below) The costs of normal maintenance and repairs that do not add to the value of the asset or materially extend its life are not capitalized. Intangible assets follow the same capitalization policies as tangible capital assets and are reported with tangible assets in the appropriate capital asset class.

Land and construction in progress are not depreciated. The other tangible and intangible property, plant, equipment, the right-to-use lease equipment, and infrastructure of the primary government are depreciated/amortized using the straight-line method over the following estimated useful lives:

<u>Assets</u>	<u>Years</u>
Buildings	30 – 100
Building improvements	7 – 30
Infrastructure	50 – 75
Machinery, furniture, and equipment	3 – 20
Right-to-use lease equipment	2 – 5
Right-to-use lease subscription	3 – 6
Improvements other than buildings	20 – 30
Landfill	4 – 25

Subscription based information technology arrangement (SBITA) assets are initially measured as the sum of the present value of payments expected to be made during the subscription term, payments associated with the SBITA contract made to the SBITA vendor at the commencement of the subscription term, when applicable, and capitalizable implementation costs, less any SBITA vendor incentives received from the SBITA vendor at the commencement of the SBITA term. SBITA assets are amortized in a systematic and rational manner over the shorter of the subscription term of the useful life of the underlying IT assets.

**CROW WING COUNTY
BRainerd, MINNESOTA**

**NOTES TO THE FINANCIAL STATEMENTS
AS OF AND FOR THE YEAR ENDED DECEMBER 31, 2023**

7. Leases

Lessee

The County determines if an arrangement is a lease at inception. Leases are included in right-to-use assets and lease liabilities in the statement of net position.

Right-to-use assets represent the County's control of the right to use an underlying capital asset for the lease term, as specified in the contract, in an exchange or exchange-like transaction. Right-to-use assets are recognized at the commencement date based on the initial measurement of the lease liability, plus any payments made to the lessor at or before the commencement of the lease term and certain direct costs. Right-to-use assets are amortized in a systematic and rational manner over the shorter of the lease term or the useful life of the underlying asset.

Lease liabilities represent the County's obligation to make lease payments arising from the lease. Lease liabilities are recognized at the commencement date based on the present value of expected lease payments over the lease term, less any lease incentives. Interest expense is recognized ratably over the contract term.

The lease term may include options to extend or to terminate the lease when it is reasonably certain that the County will exercise that option.

The County has recognized payments for short-term leases with a lease term of 12 months or less as expenses are incurred, and these leases are not included as lease liabilities or right-to-use assets on the statement of net position.

The County accounts for contracts containing both lease and nonlease components as separate contracts when possible. In cases where the contract does not provide separate price information for lease and nonlease components, and it is impractical to estimate the price of such components, the County treats the components as a single lease unit.

Lessor

The County determines if an arrangement is a lease at inception. Leases are included in lease receivables and deferred inflows of resources in the statements of net position and fund financial statements.

Lease receivables represent the County's claim to receive lease payments over the lease term, as specified in the contract, in an exchange or exchange-like transaction. Lease receivables are recognized at the commencement date based on the present value of expected lease payments over the lease term, reduced by any provision for estimated uncollectible amounts. Interest revenue is recognized ratably over the contract term.

Deferred inflows of resources related to leases are recognized at the commencement date based on the initial measurement of the lease receivable, plus any payments received from the lessee at or before the commencement of the lease term that relate to future periods, less any lease incentives paid to, or on behalf of, the lessee at or before the commencement of the lease term. The deferred inflows related to leases are recognized as lease revenue in a systematic and rational manner over the lease term.

**CROW WING COUNTY
BRainerd, MINNESOTA**

**NOTES TO THE FINANCIAL STATEMENTS
AS OF AND FOR THE YEAR ENDED DECEMBER 31, 2023**

The County has elected to recognize payments received for short-term leases with a lease term of 12 months or less as revenue when the payments are received, and these leases are not included as lease receivables or deferred inflows of resources on the statements of net position and fund financial statements.

8. Other Postemployment Benefits Liability (OPEB Liability)

For purposes of measuring the OPEB liability, deferred outflows/inflows of resources related to OPEB, and OPEB expense, information about the fiduciary net position of the County's Retiree Benefits Plan (the Plan) and additions to/deductions from the Plan's fiduciary net position have been determined on the same basis as they are reported by the Plan. For this purpose, the Plan recognized benefit payments when due and payable in accordance with the benefit term. The OPEB liability is liquidated through the General Fund and other governmental funds that have personnel services, as well as the Landfill Enterprise Fund.

9. Pension Plan

For purposes of measuring the net pension liability, deferred outflows/inflows of resources, and pension expense, information about the fiduciary net position of the Public Employees Retirement Association (PERA) and additions to/deductions from PERA's fiduciary net position have been determined on the same basis as they are reported by PERA except that PERA's fiscal year end is June 30. For this purpose, plan contributions are recognized as of employer payroll paid dates and benefit payments and refunds are recognized when due and payable in accordance with the benefit terms. Investments are reported at fair value. The pension liability is liquidated through the General Fund and other governmental funds that have personnel services, as well as the Landfill Enterprise Fund.

10. Deferred Outflows of Resources

In addition to assets, the statement of financial position reports a separate section for deferred outflows of resources. This separate financial statement element, *deferred outflows of resources*, represents a consumption of net assets that applies to a future period(s) and so will not be recognized as an outflow of resources (expense/expenditure) until then. The County has two items that qualify for reporting in this category: deferred outflow for pensions and deferred outflow for OPEB, all of which are reported in the government-wide statement of net position. The pension obligation amounts consist of pension plan contributions paid subsequent to the measurement date, changes in actuarial assumptions, and the differences between projected and actual earnings on pension plan investments. The deferred outflow for OPEB is related to contributions subsequent to the plan's measurement date.

11. Compensated Absences

Compensated absences will be reported for paid time off (PTO) hours and vested extended leave bank (ELB) hours. The County accrues the compensated absences liability when incurred in both the government-wide and proprietary fund financial statements. The government-wide and proprietary fund financial statements report both current and noncurrent portions of compensated absences. The current portion is calculated using a trend analysis of current usage of PTO. The resulting percentage is then used to determine the current portion of compensated absences. The noncurrent portion consists of the remaining amount of compensated absences.

**CROW WING COUNTY
BRAINERD, MINNESOTA**

**NOTES TO THE FINANCIAL STATEMENTS
AS OF AND FOR THE YEAR ENDED DECEMBER 31, 2023**

PTO

PTO hours are accrued by both full-time and part-time County employees. Under the County's personnel policies and union contracts, employees are granted PTO leave in varying amounts based on their years of service. PTO leave accrual varies from 21 to 34 days per year. County employees are allowed to carry a maximum balance of 480 hours (60 days) at any given time.

PTO Severance Pay – Employees leaving County service voluntarily and in good standing, and who provide proper advance notice, are entitled to receive 100 percent of their remaining accrued PTO leave at their current hourly rate.

PTO Current and Long-Term Compensated Absences – The County estimates that 90 percent of the year-end balances of PTO severance pay compensated absences will be used in the following year (assumes a FIFO methodology). Subsequently, ten percent of PTO severance pay compensated absences will be used beyond the following year.

ELB

ELB Severance Pay – Vested ELB applies only to employees who were hired before January 1, 1986, and who did not select the buy-out option. Vested ELB, up to 120 days, is paid upon retirement or, in the event of death, to the beneficiary. Any County employee separating his/her employment with the County will forfeit any accrued ELB other than the one exception listed above.

ELB Current and Long-Term Compensated Absences – ELB severance pay compensated absences are treated as current for employees that have met Public Employees Retirement Association (PERA) of Minnesota eligibility requirements for retirement in the following year and long-term for employees who will not have met PERA eligibility requirements in the following year.

12. Deferred Inflows of Resources

In addition to liabilities, the statement of net position reports a separate section for deferred inflows of resources. This separate financial statement element, *deferred inflows of resources*, represents an acquisition of net assets that applies to a future period(s) and so will not be recognized as an inflow of resources (revenue or reduction of expense) until that time. The government has five types of items. The first, unavailable revenue, arises only under a modified accrual basis of accounting, and is reported only in the governmental funds balance sheet. This amount is deferred and recognized as an inflow of resources in the period that the amounts become available. The government also has deferred inflows related to pension obligations. The differences between expected and actual economic experience are recognized over a four or six year period, depending on retirement plan. The other deferred inflows related to pension are deferred and the length of the expense recognition period is equal to the average of the expected remaining services lives of all employees that are provided with pensions through the pension plan, determined as of the beginning of the measurement period. The deferred inflow for OPEB relates primarily to results from the changes in total OPEB liability and in the OPEB plan's fiduciary net position. The fourth type is related to leases and relates to the present value of the future receipts for the leases the County is lessor for. The final type occurs because the County collected property taxes prior to the year for which they were levied and, therefore, the County will report deferred inflows for these items.

**CROW WING COUNTY
BRainerd, MINNESOTA**

**NOTES TO THE FINANCIAL STATEMENTS
AS OF AND FOR THE YEAR ENDED DECEMBER 31, 2023**

13. Unearned Revenue

Governmental funds and government-wide financial statements report unearned revenue in connection with resources that have been received but not yet earned.

14. Classification of Net Position

Net position in the government-wide and proprietary fund financial statements is classified in the following categories:

Investment in capital assets

The amount of net position representing capital assets net of accumulated depreciation and reduced by outstanding debt or other borrowings attributed to the acquisition, construction, or improvement of the assets. The County has no outstanding debt or other borrowings.

Restricted net position

The amount of net position for which external restrictions have been imposed by creditors, grantors, contributors, or laws or regulations of other governments, and restrictions imposed by law through constitutional provisions or enabling legislation.

Unrestricted net position

The amount of net position that does not meet the definition of restricted or net investment in capital assets.

15. Classification of Fund Balances

Fund balance is divided into five classifications based primarily on the extent to which the County is bound to observe constraints imposed upon the use of the resources in the governmental funds. The classifications are as follows:

Nonspendable

The nonspendable fund balance category includes amounts that cannot be spent because they are not in spendable form, or are legally or contractually required to be maintained intact. The “not in spendable form” criterion includes items that are not expected to be converted to cash.

Restricted

The restricted fund balance category includes the portion of spendable fund balance that reflects constraints on spending because of legal restrictions stipulated by outside parties, or any legal restrictions based on state statutes or grant requirements placed on the use for specific purposes. In addition, funds imposed by law through constitutional provisions or enabling legislation are deemed “restricted.”

**CROW WING COUNTY
BRainerd, MINNESOTA**

**NOTES TO THE FINANCIAL STATEMENTS
AS OF AND FOR THE YEAR ENDED DECEMBER 31, 2023**

Committed

The committed fund balance classification includes the portion of spendable fund balance that reflects constraints that the County has imposed upon itself by a formal action of the County Board (for example, a resolution passed by the County Board). This constraint must be imposed prior to year end but the amount can be determined at a later date, and once adopted, the limitation imposed remains in place until a similar action (i.e., a resolution) is taken to remove or revise the limitation.

Assigned

The assigned fund balance is the portion of spendable fund balance that reflects funds intended to be used by the government for specific purposes assigned by more informal operational plans. In governmental funds other than the General Fund, assigned fund balance represents the amount that is not restricted or limited. The authority to assign fund balances for certain purposes resides with the County Administrator or Finance Director, in accordance with the *Fund Balance and Reserves Policy* adopted by the County Board.

Unassigned

Unassigned fund balance is the residual classification for the General Fund and includes all spendable amounts not contained in the other fund balance classifications. In other governmental funds, the unassigned classification is used *only* to report a deficit balance resulting from overspending for specific purposes for which amounts had been restricted, committed, or assigned.

Unassigned amounts are available for any purpose. These are the current resources available for which there are no government self-imposed limitations or set spending plan. Although there is generally no set spending plan for the unassigned portion, there is a need to maintain a certain funding level. Unassigned fund balance is commonly used for emergency expenditures not previously considered. In addition, the resources classified as unassigned can be used to cover expenditures for revenues not yet received.

The County applies restricted resources first when expenditures are incurred for purposes for which either restricted or unrestricted (committed, assigned, and unassigned) amounts are available. Similarly, within unrestricted fund balance, committed amounts are reduced first followed by assigned, and then unassigned amounts when expenditures are incurred for purposes for which amounts in any of the unrestricted fund balance classifications could be used.

16. Use of Estimates

The preparation of financial statements in conformity with accounting principles generally accepted in the United States of America requires management to make estimates and assumptions that affect amounts of assets and liabilities and disclosure of contingent assets and liabilities at the date of the financial statements and the reported amounts of revenues and expenses during the reporting period. Actual results could differ from such estimates.

**CROW WING COUNTY
BRainerd, MINNESOTA**

**NOTES TO THE FINANCIAL STATEMENTS
AS OF AND FOR THE YEAR ENDED DECEMBER 31, 2023**

E. Revenues

In accordance with GASB Statement No. 33, *Accounting and Financial Reporting for Nonexchange Transactions*, revenues for nonexchange transactions are recognized based on the principal characteristics of the revenue. Exchange transactions are recognized as revenue when the exchange occurs. The modified accrual basis of accounting is used by all governmental fund types. Under this basis, revenue is not recognized in the financial statements unless it is available to finance current expenditures.

Imposed Nonexchange Transactions

Imposed nonexchange transactions result from assessments by governments on nongovernmental entities and individuals. Property taxes, fines and penalties, and property forfeitures are imposed nonexchange transactions. Revenues from property taxes are recognized in the period for which the taxes were levied, to the extent they are collected in the current period or soon enough thereafter to be used to pay liabilities of the current period. Property taxes receivable but not available are reported as unavailable revenue and will be recognized as revenue in the fiscal year that they become available. Fines and penalties and property forfeitures are recognized in the period received.

Intergovernmental

Government-mandated nonexchange transactions occur when a government at one level provides resources to a government at another level and requires that government to use them for a specific purpose. The provider government establishes purpose restrictions and also may establish time requirements. Federal and state grants mandating the County perform particular programs are government-mandated nonexchange transactions. Revenues are recognized when eligibility and time requirements are met, usually when the corresponding expenditure is incurred.

Voluntary nonexchange transactions result from legislative or contractual agreements, such as grants, entitlements, appropriations, and donations. The provider may establish purpose restrictions or eligibility requirements. Revenues are recognized in the year to which they apply according to the statute or contract. Gifts and contributions from individuals are also considered voluntary nonexchange transactions and are generally recognized when received.

Tax credits paid by the state are included in intergovernmental revenues and are recognized as revenue in the fiscal year that they become available. Subject to the availability criterion, state-aid highway allotments for highway maintenance and construction are recognized as revenue in the year of allotment.

Exchange Transactions

Special assessments levied against benefiting properties are recognized under the modified accrual basis when available to finance current expenditures. Other revenues, such as licenses and permits, charges for services, and investment income, are recognized as revenue when earned.

F. Adoption of New Accounting Standards

In May 2020, the Governmental Accounting Standards Board (GASB) issued GASB Statement No. 96, *Subscription-Based Information Technology Arrangements*. This standard defines a subscription-based information technology arrangement (SBITA); establishes that a SBITA results in a right-to-use subscription asset (an intangible asset) and a corresponding subscription liability; provides the

**CROW WING COUNTY
BRainerd, MINNESOTA**

**NOTES TO THE FINANCIAL STATEMENTS
AS OF AND FOR THE YEAR ENDED DECEMBER 31, 2023**

capitalization criteria for outlays other than subscription payments, including implementation costs of a SBITA; and requires note disclosures regarding a SBITA.

The County adopted the requirements of the guidance effective January 1, 2023, and has applied the provisions of this standard to the beginning of the period of adoption.

II. Stewardship, Compliance, and Accountability

A. Budgetary Information

The purpose of establishing an operating budget is to ensure the County's annual operating expenditures are based on a stable stream of revenues.

The County follows these procedures in establishing the budgetary data reflected in the financial statements:

1. Between April and August of each year, the County Administrator and Administrative Services Finance Division staff work with department heads to assist in budget entry into the financial system's budget module. Data is entered and maintained in the financial system.
2. On or before September 15th, the County Administrator submits to the County Board of Commissioners a proposed operating budget for the fiscal year commencing the following January 1st. The operating budget includes proposed expenditures and the means of financing them.
3. In December, public meetings or hearings are conducted in accordance with the state truth-in-taxation statutes to obtain taxpayer comments and adopt the final tax levy and budgets for the General Fund, Special Revenue Funds, Capital Projects Fund, Permanent Fund, and the Landfill Enterprise Fund.
4. Revisions that alter the net budgeted revenues or expenditures of any fund must be approved by the County Board of Commissioners.
5. Formal budgetary integration is employed as a management control device during the year for the General Fund, Special Revenue Funds, Capital Projects Fund, Permanent Fund, and the Landfill Enterprise Fund.
6. Budgets are adopted on a basis consistent with generally accepted accounting principles. Budgeted amounts will be reported as originally adopted and as amended by the County Board of Commissioners on the budgetary comparison schedules.
7. Operating budgets are prepared and presented for the following funds: General; Highway, Community Services, Public Land Management, Solid Waste (Non-Landfill), Unorganized Townships, and Ditch Special Revenue Funds; Capital Projects. Operating budgets are prepared, but not presented, for the Landfill Enterprise Fund.

B. Tax Abatements

Pursuant to Minn. Stat. § 469, the County is subject to tax abatements granted by cities within the County which meet the criteria for disclosure under GASB Statement No. 77, Tax Abatement Disclosures. Tax increment financing (TIF) can be used to encourage private development, redevelopment, renovation, renewal, growth in low-to-moderate-income housing, and economic development within a city. TIF

**CROW WING COUNTY
BRAINERD, MINNESOTA**

**NOTES TO THE FINANCIAL STATEMENTS
AS OF AND FOR THE YEAR ENDED DECEMBER 31, 2023**

captures the increase in tax capacity and property taxes (of all taxing jurisdictions, including the County) from development or redevelopment to provide funding for the related project.

In the case of the County, TIF agreements of other local governments have resulted in reductions of the County property tax revenues for the year ended December 31, 2023, as shown below:

City	Captured Net Tax Capacity	County Tax Rate	Abated County Tax
City of Baxter	\$ 552,485	24.067%	\$ 132,967
City of Brainerd	294,298	23.693%	69,728
City of Breezy Point	12,003	24.067%	2,889
City of Crosby	139,052	23.564%	32,766
City of Crosslake	23,090	24.067%	5,557
City of Nisswa	18,247	24.067%	4,392
City of Pequot Lakes	5,709	24.067%	1,374
Total	\$ 1,044,884		\$ 249,673

C. Expenditures in Excess of Budget

The following funds had expenditures in excess of budget at the fund level for the year ended December 31, 2023:

	Expenditures	Final Budget	Excess
General	\$ 46,561,471	\$ 35,049,098	\$ 11,512,373
Highway	30,736,659	25,737,536	4,999,123
Solid Waste (Non-Landfill)	4,214,663	2,200,709	2,013,954
Unorganized Townships	1,393,862	1,375,233	18,629

The excess expenditures were funded with existing fund balance and greater than anticipated revenues.

**CROW WING COUNTY
BRAINERD, MINNESOTA**

**NOTES TO THE FINANCIAL STATEMENTS
AS OF AND FOR THE YEAR ENDED DECEMBER 31, 2023**

III. Detailed Notes on All Funds

A. Assets

1. Deposits and Investments

Reconciliation of the County's total cash and investments to the basic financial statements follows:

Government-wide statement of net position

Governmental activities

Cash and investments	\$ 68,728,148
----------------------	---------------

Business-type activities

Cash and investments	7,878,302
----------------------	-----------

Cash and investments - restricted assets	6,937,176
--	-----------

Statement of fiduciary net position

Cash and investments	3,449,688
----------------------	-----------

Total Cash and Investments	<u>\$ 86,993,314</u>
----------------------------	----------------------

Deposits	\$ 36,685,886
----------	---------------

Petty Cash and Change Funds	2,770
-----------------------------	-------

Investments	50,304,658
-------------	------------

Total	<u>\$ 86,993,314</u>
-------	----------------------

a) Deposits

Minn. Stat. §§ 118A.02 and 118A.04 authorize the County to designate a depository for public funds and to invest in certificates of deposit. Minn. Stat. § 118A.03 requires that all County deposits be protected by insurance, surety bond, or collateral. The market value of collateral pledged shall be at least ten percent more than the amount on deposit at the close of the financial institution's banking day, not covered by insurance or bonds.

Authorized collateral includes treasury bills, notes and bonds; issues of U.S. government agencies; general obligations rated "A" or better and revenue obligations rated "AA" or better; irrevocable standby letters of credit issued by the Federal Home Loan Bank; and certificates of deposit. Minnesota statutes require that securities pledged as collateral be held in safekeeping in a restricted account at the Federal Reserve Bank or in an account at a trust department of a commercial bank or other financial institution that is not owned or controlled by the financial institution furnishing the collateral.

Custodial Credit Risk – Deposits

Custodial credit risk is the risk that in the event of a financial institution failure, the County's deposits may not be returned to it. The County deposit policy for custodial credit risk follows Minnesota Statutes regarding pledging collateral. The market value of collateral must equal 110% of the deposits not covered by insurance or surety bonds. As of December 31, 2023, the County's

**CROW WING COUNTY
BRainerd, MINNESOTA**

**NOTES TO THE FINANCIAL STATEMENTS
AS OF AND FOR THE YEAR ENDED DECEMBER 31, 2023**

deposits were fully covered by insurance, surety bonds, and collateral and were not exposed to custodial credit risk.

b) Investments

Minn. Stat. §§ 118A.04 and 118A.05 generally authorize the following types of investments as available to the County:

- (1) securities which are direct obligations or are guaranteed or insured issues of the United States, its agencies, its instrumentalities, or organizations created by an act of Congress, except mortgage-backed securities defined as “high risk” by Minn. Stat. § 118A.04, subd. 6;
- (2) mutual funds through shares of registered investment companies provided the mutual fund receives certain ratings depending on its investments;
- (3) general obligations of the State of Minnesota and its municipalities, and in certain state agency and local obligations of Minnesota and other states provided such obligations have certain specified bond ratings by a national bond rating service;
- (4) bankers’ acceptances of United States banks;
- (5) commercial paper issued by United States corporations or their Canadian subsidiaries that is rated in the highest quality category by two nationally recognized rating agencies and matures in 270 days or less; and
- (6) with certain restrictions, in repurchase agreements, securities lending agreements, joint powers investment trusts, and guaranteed investment contracts.

c) Interest Rate Risk

Interest rate risk is the risk that changes in the market interest rates will adversely affect the fair value of an investment. Listed in Section V of the County’s *Investment Policy*, the County minimizes its exposure to interest rate risk by investing in both short-term and long-term investments and by timing cash flows from maturities so that a portion of the portfolio is maturing or coming close to maturity evenly over time as necessary to provide the cash flow and liquidity needed for operations.

**CROW WING COUNTY
BRAINERD, MINNESOTA**

**NOTES TO THE FINANCIAL STATEMENTS
AS OF AND FOR THE YEAR ENDED DECEMBER 31, 2023**

As of December 31, 2023, the County had the following investments and maturities:

	Credit Risk	Less Than 1 Year	1-5 Years	More Than 5 Years	Total Fair Value
U.S. Treasuries	NR	\$ 3,512,600	\$ 4,993,827	\$ -	\$ 8,506,427
Mutual Funds	NR	7,255,660	-	-	7,255,660
Certificate of Deposit	N/A *	-	263,129	-	263,129
Mortgage Backed Securities	N/A *	-	69,620	1,288,394	1,358,014
Farmer Mac	N/A *	-	-	203,685	203,685
Federal Home Loan Mortgage Corporation	N/A *	-	1,402,053	452,149	1,854,202
Federal Home Loan Bank	N/A *	1,191,298	6,712,983	1,471,368	9,375,649
Federal Farm Credit Banks	N/A *	370,886	3,596,772	2,136,392	6,104,050
Federal Farm Credit Banks	AAA	-	25,257	242,239	267,496
Federal National Mortgage Association	AAA	-	114,640	-	114,640
Municipal Bonds	N/A *	1,130,917	100,555	171,776	1,403,248
Municipal Bonds	AA	2,416,968	5,010,040	2,044,055	9,471,063
Municipal Bonds	AAA	292,174	2,857,198	978,023	4,127,395
Total Investments		<u>\$ 16,170,503</u>	<u>\$ 25,146,074</u>	<u>\$ 8,988,081</u>	<u>\$ 50,304,658</u>

* Per GASB-S40:7, it is not necessary to disclose the credit ratings of obligations of the U.S. government or obligations explicitly guaranteed by the U.S. government.

d) Credit Risk

Generally, credit risk is the risk that an issuer of an investment will not fulfill its obligation to the holder of the investment. This is measured by the assignment of a rating by a nationally recognized statistical rating organization.

The risk of loss due to failure of the security issuer or backer will be minimized by:

- (1) Limiting investments to the types of securities listed in Section V of the County's *Investment Policy*.
- (2) Pre-qualifying the financial institutions, broker/dealers, and investment managers with which the County will do business in accordance with Section VI of the County's *Investment Policy*.
- (3) Diversifying the investment portfolio so that the impact of potential losses from any one type of security or from any one individual issuer will be minimized. Insurance or collateral may be required to ensure return of principal.

The County's exposure to credit risk as of December 31, 2023, is listed in the table above.

e) Custodial Credit Risk

Custodial credit risk for investments is the risk that, in the event of the failure of the counterparty to a transaction, a government will not be able to recover the value of investment or collateral securities that are in the possession of an outside party. The County has no custodial credit risk for investments as of December 31, 2023.

**CROW WING COUNTY
BRAINERD, MINNESOTA**

**NOTES TO THE FINANCIAL STATEMENTS
AS OF AND FOR THE YEAR ENDED DECEMBER 31, 2023**

As listed in Section VI of the County's *Investment Policy*, securities purchased shall be held in a segregated account for the County's benefit at a third party trustee as safekeeping agent. The investment dealer or bank in which the security is purchased shall issue a confirmation ticket to the County listing the specific instrument, issuer, coupon, maturity, CUSIP number, purchase or sale price, transaction date, and other pertinent information. The financial service provider which executes the transaction on the County's behalf shall deliver all securities on a delivery versus payment method (DVP) to the designated third party. Delivery versus payment (DVP) is a way of controlling the risk to which securities market participants are exposed. Delivery of securities (i.e. the change in their ownership) is done simultaneously with payment. This means that neither the buyer nor the seller is exposed to the risk that the other will default.

Investments, contracts, and agreements may be held in safekeeping with:

- (1) Any Federal Reserve bank;
- (2) Any bank authorized under the laws of the United States or any state to exercise corporate trust powers, including, but not limited to, the bank from which the investment is purchased;
- (3) A primary reporting dealer in United States government securities to the Federal Reserve Bank of New York; or
- (4) A securities broker-dealer, or affiliate of it, that meets the following requirements:
 - (a) It is registered as a broker-dealer under chapter 80A or is exempt from the registration requirements;
 - (b) It is regulated by the Securities and Exchange Commission; and
 - (c) It maintains insurance through the Securities Investor Protection Corporation or excess insurance coverage in an amount equal to or greater than the value of the securities held.

The County's ownership of all securities should be evidenced by written acknowledgments identifying the securities by:

- (1) The names of issuers
- (2) The maturity dates
- (3) The interest rates
- (4) CUSIP numbers or other distinguishing marks

f) Concentration of Credit Risk

Concentration of credit risk is the risk of loss that may be caused by the County's investment in a single issuer. It is the County's policy that U.S. Treasury securities, U.S. agency securities, and obligations backed by U.S. Treasury and/or U.S. agency securities may be held without limit. These investments are implicitly guaranteed by the U.S. government.

**CROW WING COUNTY
BRainerd, MINNESOTA**

**NOTES TO THE FINANCIAL STATEMENTS
AS OF AND FOR THE YEAR ENDED DECEMBER 31, 2023**

Diversification strategies will be implemented with the following constraints:

Issuer Type	Maximum % of Total Portfolio ²
Savings/demand deposits ¹	50%
Certificates of Deposit	75%
U.S. Treasury Obligations	100%
U.S. Agency Securities	100%
Municipal Securities	100%
Per issuer:	10%

¹ The savings/demand deposits held by the County will fluctuate significantly as a result of property tax collection and settlement. Ideally, the County will hold not more than 20% of its “core investments” in savings/demand deposits, and will ensure a minimum of \$5,000,000 is readily available.

² Due to fluctuations in the value of the portfolio, maximum percentages for a particular issuer or investment type may be exceeded at a point in time subsequent to the purchase or maturity of a particular security. Securities need not be liquidated to realign the portfolio; however, consideration should be given to this matter when future purchases are made.

More than 5% of the County’s investments are in Municipal Bonds rated AA (19%), Municipal Bonds rated AAA (8%), U.S. Treasuries (17%), Federal Home Loan Bank (19%), Mutual Funds (14%), and Federal Farm Credit Banks (12%). The County does not hold any investments in any one issuer that represent 5% or more of the County’s investments.

g) Fair Value Measurements

The County measures and records its investments using fair value measurement guidelines established by generally accepted accounting principles. These guidelines recognize a three-tiered fair value hierarchy, as follows:

- Level 1: Quoted prices for identical investments in active markets;
- Level 2: Observable inputs other than quoted market prices; and,
- Level 3: Unobservable inputs.

**CROW WING COUNTY
BRainerd, MINNESOTA**

**NOTES TO THE FINANCIAL STATEMENTS
AS OF AND FOR THE YEAR ENDED DECEMBER 31, 2023**

At December 31, 2023, the County had the following recurring fair value measurements:

	December 31, 2023	Quoted Prices in Active Markets for Identical Assets (Level 1)	Significant Other Observable Inputs (Level 2)	Significant Unobservable Inputs (Level 3)
U.S. Treasuries	\$ 8,506,427	\$ 8,506,427	\$ -	\$ -
Mutual Funds	7,255,660	7,031,839	223,821	-
Mortgage Backed Securities	1,358,014	-	1,358,014	-
Farmer Mac	203,685	-	203,685	-
Federal Home Loan Mortgage Corporation	1,854,202	-	1,854,202	-
Federal Home Loan Bank	9,375,649	-	9,375,649	-
Federal Farm Credit Banks	6,371,546	-	6,371,546	-
Certificate of Deposit	263,129	-	263,129	-
Federal National Mortgage Association	114,640	-	114,640	-
Municipal Bonds	15,001,706	-	15,001,706	-
	<u>\$ 50,304,658</u>	<u>\$ 15,538,266</u>	<u>\$ 34,766,392</u>	<u>\$ -</u>

Debt securities classified in Level 1 are valued using a quoted price for an identical item in an active market on the measurement date. Debt securities classified in Level 2 are valued using a market approach pricing technique using quoted prices for similar securities in active markets.

2. Receivables

Receivables as of December 31, 2023, for the County's governmental activities are as follows:

	Total Receivables	Amounts Not Scheduled for Collection During the Subsequent Year
Taxes - delinquent	\$ 1,113,910	\$ -
Accounts (net)	1,997,131	-
Accrued interest	321,131	-
Contracts	1,552,496	1,276,850
Due from other governments	9,052,182	-
Loans	191,496	177,797
Total Governmental Activities	<u>\$ 14,228,346</u>	<u>\$ 1,454,647</u>

Loans receivable relate to the amount of Small Cities Development grant funds anticipated to be collected as part of the County's development programs and the anticipated amount to be collected from North Long Lake Sanitary Sewer District for the financing of improvements to a wastewater treatment system. Accounts receivable are offset by an allowance for doubtful accounts. The County develops an estimate of this allowance based on specific identifications. All other receivables are considered collectible in full.

**CROW WING COUNTY
BRAINERD, MINNESOTA**

**NOTES TO THE FINANCIAL STATEMENTS
AS OF AND FOR THE YEAR ENDED DECEMBER 31, 2023**

3. Capital Assets

Capital asset activity for the year ended December 31, 2023, was as follows:

Governmental Activities

	Beginning Balance As Restated*	Additions	Retirements / Reclassifications	Ending Balance
Capital assets, not depreciated:				
Land	\$ 15,820,643	\$ 223,746	\$ -	\$ 16,044,389
Construction in progress	8,029,877	25,248,843	(16,583,490)	16,695,230
Infrastructure - right-of-way	7,665,165	11,563	-	7,676,728
Total capital assets not depreciated	\$ 31,515,685	\$ 25,484,152	\$ (16,583,490)	\$ 40,416,347
Capital assets, being depreciated:				
Buildings	\$ 70,686,200	\$ 3,945,533	\$ (53,432)	\$ 74,578,301
Land improvements	3,175,228	640,207	-	3,815,435
Machinery, furniture, and equipment	22,371,310	1,320,834	(1,059,854)	22,632,290
Infrastructure	206,660,563	11,807,032	-	218,467,595
Total capital assets depreciated	\$ 302,893,301	\$ 17,713,606	\$ (1,113,286)	\$ 319,493,621
Less: accumulated depreciation for				
Buildings	\$ (29,855,365)	\$ (1,918,085)	\$ 46,584	\$ (31,726,866)
Land improvements	(2,015,712)	(171,773)	-	(2,187,485)
Machinery, furniture, and equipment	(17,632,042)	(1,297,787)	997,708	(17,932,121)
Infrastructure	(56,374,852)	(4,314,879)	-	(60,689,731)
Total accumulated depreciation	\$ (105,877,971)	\$ (7,702,524)	\$ 1,044,292	\$ (112,536,203)
Total capital assets depreciated, net	\$ 197,015,330	\$ 10,011,082	\$ (68,994)	\$ 206,957,418
Right-to-use assets:				
Right-to-use assets - equipment	\$ 194,988	\$ 173,722	\$ (6,230)	\$ 362,480
Less: accumulated amortization for				
Right-to-use assets - equipment	\$ (48,675)	\$ (86,469)	\$ -	\$ (135,144)
Total Intangible Right-to-Use Assets, Net	\$ 146,313	\$ 87,253	\$ (6,230)	\$ 227,336
Subscription based information technology arrangement assets				
Subscription based information technology arrangements	\$ 779,901	\$ 1,104,315	\$ -	\$ 1,884,216
Less: accumulated amortization for				
Subscription based information technology arrangements	-	(733,054)	-	(733,054)
Total Subscription Based Information Technology Arrangement Assets, Net	\$ 779,901	\$ 371,261	\$ -	\$ 1,151,162
Governmental Activities Capital Assets, Net	\$ 229,457,229	\$ 35,953,748	\$ (16,658,714)	\$ 248,752,263

* The beginning balance of capital assets was restated to record right-to-use assets due to the implementation of GASB Statement No. 96.

**CROW WING COUNTY
BRainerd, MINNESOTA**

**NOTES TO THE FINANCIAL STATEMENTS
AS OF AND FOR THE YEAR ENDED DECEMBER 31, 2023**

Depreciation and amortization expense for 2023 was charged to functions/programs of the government's governmental activities as follows:

Governmental Activities

General government	\$ 1,772,091
Public safety	1,332,791
Highways and streets (including depreciation of infrastructure assets)	4,931,535
Health and human services	263,851
Culture and recreation	181,542
Conservation of natural resources	40,237
Total Depreciation and Amortization Expense - Governmental Activities	<u>\$ 8,522,047</u>

Business-Type Activities

	Beginning Balance	Additions	Retirements / Reclassifications	Ending Balance
Capital assets not depreciated				
Land	\$ 412,334	\$ -	\$ -	\$ 412,334
Construction in progress	-	223,692	-	223,692
Total capital assets not depreciated	<u>\$ 412,334</u>	<u>\$ 223,692</u>	<u>\$ -</u>	<u>\$ 636,026</u>
Capital assets depreciated				
Buildings	\$ 781,973	\$ -	\$ -	\$ 781,973
Landfill	19,167,890	34,608	-	19,202,498
Machinery, furniture, and equipment	290,227	-	-	290,227
Total capital assets depreciated	<u>\$ 20,240,090</u>	<u>\$ 34,608</u>	<u>\$ -</u>	<u>\$ 20,274,698</u>
Less: accumulated depreciation for				
Buildings	\$ (506,706)	\$ (28,542)	\$ -	\$ (535,248)
Landfill	(13,365,988)	(871,166)	-	(14,237,154)
Machinery, furniture, and equipment	(278,550)	(1,301)	-	(279,851)
Total accumulated depreciation	<u>\$ (14,151,244)</u>	<u>\$ (901,009)</u>	<u>\$ -</u>	<u>\$ (15,052,253)</u>
Total capital assets depreciated, net	<u>\$ 6,088,846</u>	<u>\$ (866,401)</u>	<u>\$ -</u>	<u>\$ 5,222,445</u>
Business-Type Activities Capital Assets, Net	<u>\$ 6,501,180</u>	<u>\$ (642,709)</u>	<u>\$ -</u>	<u>\$ 5,858,471</u>

Depreciation expense for 2023 was charged to functions/programs of the government's business-type activities as follows:

Business-Type Activities

Landfill	<u>\$ 901,009</u>
----------	-------------------

**CROW WING COUNTY
BRAINERD, MINNESOTA**

NOTES TO THE FINANCIAL STATEMENTS
AS OF AND FOR THE YEAR ENDED DECEMBER 31, 2023

B. Interfund Receivables, Payables, and Transfers

The composition of interfund balances as of December 31, 2023, is as follows:

1. Due To/From Other Funds

<u>Receivable Fund</u>	<u>Payable Fund</u>	<u>Amount</u>	<u>Reason</u>
General	Public Land Management	\$ 292,722	Tax forfeited settlement
Highway	Nonmajor Funds	157,663	Receivable for goods/services
Capital Projects	Public Land Management	253,692	Tax forfeited settlement
Total Due To/From Other Funds		<u>\$ 704,077</u>	

2. Interfund Transfers

Interfund transfers for the year ended December 31, 2023, consisted of the following:

<u>Transfer In Fund</u>	<u>Transfer Out Fund</u>	<u>Amount</u>
General	Public Land Management	\$ 2,125,000
General	Debt	276,267
Debt	General	11,274
Nonmajor Funds	Landfill	224,937
Landfill	Nonmajor Funds	224,937
Total Interfund Transfers		<u>\$ 2,862,415</u>

Transfer between General Fund and Public Land Management Fund was for the transfer of County Board approved projects, the transfer between Debt Fund and General Fund was for the transfer of excess remaining fund balance in Debt Fund due to debt being paid off, the transfer between General Fund and Debt Fund was for the negative balance remaining for the 2010A General Obligation Airport Improvements Refunding Bonds, and transfer between Solid Waste (Non-Landfill) Fund and Landfill was for interest earned from the Greater MN Landfill Clean Up funds. The transfer from the Landfill to the Solid Waste (Non-Landfill) was for interest earned from the Greater MN Landfill Clean Up funds.

C. Liabilities

1. Other Post Employment Benefits

Plan Description

The County provides health insurance benefits for certain retired employees under a single-employer defined benefit plan. The County provides benefits for retirees as required by Minnesota Statutes §471.61 subdivision 2b. County policy determines the County's contributions to the plan. Active employees who retire from the County when eligible to receive a retirement benefit from the Public Employees Retirement Association (PERA) of Minnesota (or similar plan) and do not participate in any other health benefits program providing coverage similar to that herein described, will be eligible

**CROW WING COUNTY
BRainerd, MINNESOTA**

**NOTES TO THE FINANCIAL STATEMENTS
AS OF AND FOR THE YEAR ENDED DECEMBER 31, 2023**

to continue coverage with respect to both themselves and their eligible dependent(s) under the County's health benefits program.

Pursuant to the provisions of the plan, retirees are required to pay varying percentages of the total premium cost. Retirees hired after January 1, 2002 are required to pay 100% of the total premium cost. Crow Wing County contributed \$1,813,870 towards retiree health insurance. Since the premium is a blended rate and determined on the entire active and retiree population, the retirees are receiving an implicit rate subsidy.

The County's OPEB plan was based on the January 1, 2023 study that stated 207 retirees were receiving health benefits from the County's health plan. There were 460 active employees, zero inactive employees, and zero inactive employees entitled to but not yet receiving benefits.

Funding Policy

The County's OPEB plan is financed on a pay-as-you-go basis and currently has no assets that have been deposited into an irrevocable trust for future health benefits. Therefore, the actuarial value of assets is zero. Separate stand-alone financial statements are not issued for the plan.

Actuarial Methods and Assumptions

The County's OPEB liability was measured as of January 1, 2023, and the total OPEB liability was determined by an actuarial valuation as of January 1, 2023.

The total OPEB liability was determined by an actuarial valuation as of January 1, 2023, using the following actuarial assumptions, applied to all periods included in the measurement, unless otherwise specified:

Inflation	2.5%
Salary	Service graded table
Health Care Trend Rates	6.50% Decreasing to 5.00% Over 6 Years and then 4.00% Over 48 Years

Mortality rates were based on the Pub-2010 public retirement plans headcount-weighted mortality tables (general, safety) with MP-2021 Generational Improvement Scale. The actuarial assumptions used in the January 1, 2023 valuation were based on the PERA actuarial experience studies. The most recent four-year experience study for the General Employees Plan was completed in 2019. The most recent four-year experience study for the Police and Fire Plan was completed in 2020.

The discount rate used to measure the total OPEB liability was 4.00%. The discount rate is equal to the 20-Year Municipal Bond Yield.

Since the most recent valuation, the following assumption changes have been made:

- The health care trend rates were changed to better anticipate short term and long term medical increases.
- The mortality tables were updated from the Pub-2010 Public Retirement Plans Headcount-Weighted Mortality Tables (General, Safety) with MP-2020 Generational Improvement

**CROW WING COUNTY
BRAINERD, MINNESOTA**

**NOTES TO THE FINANCIAL STATEMENTS
AS OF AND FOR THE YEAR ENDED DECEMBER 31, 2023**

Scale to the Pub-2010 Public Retirement Plans Headcount-Weighted Mortality Tables (General, Safety) with MP-2021 Generational Improvement Scale.

- The retirement, withdrawal, and salary increase rates for public safety employees were updated to reflect the latest experience study.
- The inflation rate was changed from 2.00% to 2.50%
- The discount rate was changed from 2.00% to 4.00%
- These changes decreased the liability \$7,097,275.

Changes in total OPEB liability

	Total OPEB liability
Balance as of January 1, 2023	\$ 45,457,566
Changes for the Year:	
Service Cost	242,623
Interest	892,443
Assumption Changes	(7,097,275)
Differences between Expected and Actual Experience	(1,150,682)
Benefit Payments	(2,166,766)
Net Change in Total OPEB Liability	(9,279,657)
Balance as of December 31, 2023	\$ 36,177,909

Of the \$36,177,909 total OPEB liability, \$2,322,688 is due within one year. The following presents the total OPEB liability of the County, as well as what the County's total OPEB liability would be if it were calculated using a discount rate one percentage point lower or one percentage point higher than the current discount rate:

	1% Decrease (3.00%)	Discount Rate (4.00%)	1% Increase (5.00%)
Total OPEB Liability	\$ 40,745,113	\$ 36,177,909	\$ 32,383,532

The following presents the total OPEB liability of the County, as well as what the County's total OPEB liability would be if it were calculated using healthcare cost trend rates that are 1% lower (5.50% decreasing to 4.00% over 5 years then 3.00% Pre-65/3.50% Post-65) or 1% higher (7.50% decreasing to 6.00% over 5 years then 5.00% Pre-65/5.50% Post-65) than the current healthcare cost trend rates:

	1% Decrease (5.50% Decreasing to 4.00% then 3.00% Pre-65/3.5% Post-65)	Current Trend Rates (Pre 65 6.50% Decreasing to 5.00% over 6 years then 4.00% and Post-65 4.50%)	1% Increase (7.50% Decreasing to 6.00% then 5.00% Pre-65/5.50% Post-65)
Medical Trend Rate			
Total OPEB Liability	\$ 32,290,864	\$ 36,177,909	\$ 40,852,736

For the year ended December 31, 2023, the County recognized OPEB expense of \$912,109. The County reported deferred outflows of resources and deferred inflows of resources related to OPEB from the following sources:

**CROW WING COUNTY
BRainerd, MINNESOTA**

**NOTES TO THE FINANCIAL STATEMENTS
AS OF AND FOR THE YEAR ENDED DECEMBER 31, 2023**

Description	Deferred Outflows of Resources	Deferred Inflows of Resources
Changes in Actuarial Assumptions	\$ 3,658,987	\$ 6,667,598
Liability Gain or Loss Contributions Subsequent to the Measurement Date	690,536	1,713,639
	2,322,688	-
Total	<u>\$ 6,672,211</u>	<u>\$ 8,381,237</u>

Amounts reported as deferred outflows of resources and deferred inflows of resources related to OPEB will be recognized in OPEB expense as follows:

Year Ended December 31	OPEB Expense Amount
2024	\$ (222,955)
2025	(160,289)
2026	(899,157)
2027	(1,374,661)
2028	(1,374,652)

2. Leases
Equipment Leases

Crow Wing County leases equipment for various terms under long-term, non-cancelable lease agreements. The leases expire at various dates through 2033 and provide for renewal options for five years. The leases bear interest at 4.526% and 8.90% and lease terms call for semiannual payments.

Total future minimum lease payments under lease agreements are as follows:

		Governmental Activities	
		Principal	Interest
2024	\$	80,925	\$ 13,996
2025		78,768	8,712
2026		63,751	3,552
2027		15,801	516
2028		2,090	86
2029 - 2033		154	-
	<u>\$</u>	<u>241,489</u>	<u>\$ 26,862</u>

**CROW WING COUNTY
BRAINERD, MINNESOTA**

**NOTES TO THE FINANCIAL STATEMENTS
AS OF AND FOR THE YEAR ENDED DECEMBER 31, 2023**

Right-to-use assets acquired through outstanding leases are shown below, by underlying asset class.

	Governmental Activities
Equipment	\$ 362,480
Less: accumulated amortization	(135,144)
	<u>\$ 227,336</u>

Lease Receivables

The County, acting as lessor, leases office space to Rural Minnesota CEP Inc. and University of Minnesota under long-term lease agreements. The lease for Rural Minnesota CEP Inc. expires in fiscal year 2026 and the lease for University of Minnesota expires in fiscal year 2030. During the year ended December 31, 2023, the county recognized \$140,556 and \$31,240 in lease revenue and interest revenue respectively, pursuant to this contract.

Total future minimum lease payments to be received under the lease agreement are as follows:

Year Ending December 31	Governmental Activities Principal	Interest
2024	\$ 135,734	\$ 25,246
2025	142,006	18,974
2026	150,869	12,414
2027	44,047	7,733
2028	46,082	5,698
2029-2030	100,770	4,906
	<u>\$ 619,508</u>	<u>\$ 74,971</u>

Changes in the lease receivable for the year is as follows:

	January 1, 2023	Additions	Retirements	December 31, 2023
Office Space	<u>\$ 749,250</u>	<u>\$ -</u>	<u>\$ (129,742)</u>	<u>\$ 619,508</u>

**CROW WING COUNTY
BRainerd, MINNESOTA**

**NOTES TO THE FINANCIAL STATEMENTS
AS OF AND FOR THE YEAR ENDED DECEMBER 31, 2023**

3. Subscription-Based Information Technology Arrangements

Crow Wing County has entered into subscription based-information technology arrangements (SBITAs) for the following:

Vendor	SBITA Arrangement
Axon Enterprise Inc	Body Cameras
DataBank IMX LLC	Hyland Onbase Enterprise Subscription
DLT Solutions Inc	Architecture Engineering & Construction Collection IC Government
ESRI	GIS Mapping
Everbridge	Mass Notification Pro
Evolving Solutions Inc	Veeam
Know Ink	ePulse
KnowBe4 Inc	KnowBe4 PhishER Subscription
Maintenance Connection Inc	CMMS Maintenance Connection
Maintenance Connection Inc	Maintenance Connection Single Sign on
Neogov	Background Check Partner Integration, Biddle Software, Inside, Onboard
Promantek Inc	Trakstar Perform
Questica LTD	Questica
RTVision Inc	OneOffice
RTVision Inc	Right-of-way
SHI International Corp	Microsoft
Thomson Reuters	West Complete Library Subscription
Thomson Reuters	West Proflex
Tyler Technologies Inc	Eagle Recording

The SBITA arrangements expire at various dates through 2033 and provide for renewal options.

As of December 31, 2023, SBITA assets and the related accumulated amortization totaled \$1,884,216 and \$733,054, respectively.

	Governmental Activities
Subscription	\$ 1,884,216
Less: accumulated amortization	(733,054)
	<u>\$ 1,151,162</u>

**CROW WING COUNTY
BRAINERD, MINNESOTA**

**NOTES TO THE FINANCIAL STATEMENTS
AS OF AND FOR THE YEAR ENDED DECEMBER 31, 2023**

The future subscription payments under SBITA agreements are as follows:

	Governmental Activities	
	Principal	Interest
2024	\$ 548,562	\$ 66,671
2025	393,281	27,399
2026	64,780	7,816
2027	22,291	5,084
2028	23,193	3,200
2029-2033	24,380	1,066
	<u>\$ 1,076,487</u>	<u>\$ 111,236</u>

4. Changes in Long-Term Liabilities

Long-term liability activity for the year ended December 31, 2023, was as follows:

Governmental Activities

	Beginning Balance*	Additions	Reductions	Ending Balance	Due Within One Year
Lease Liability	\$ 147,545	\$ 173,722	\$ 79,779	\$ 241,488	\$ 80,925
Subscription Liability	536,778	1,099,434	559,725	1,076,487	548,562
Compensated absences	3,804,491	4,150,047	4,132,898	3,821,640	3,439,476
Governmental Activities Long-Term Liabilities	<u>\$ 4,488,814</u>	<u>\$ 5,423,203</u>	<u>\$ 4,772,402</u>	<u>\$ 5,139,615</u>	<u>\$ 4,068,963</u>

* The beginning balance of long-term liabilities was restated due to the implementation of GASB Statement No. 96

Compensated absences are paid from the General Fund and the Highway, Community Services, Public Land Management, and Solid Waste (Non-Landfill) Special Revenue Funds. Lease liability is paid from the General Fund and the Highway, Community Services, Public Land Management, and Solid Waste (Non-Landfill) Special Revenue Funds. SBITAs are paid from the General Fund, Highway and Community Services Special Revenue Funds.

**CROW WING COUNTY
BRAINERD, MINNESOTA**

**NOTES TO THE FINANCIAL STATEMENTS
AS OF AND FOR THE YEAR ENDED DECEMBER 31, 2023**

Business-Type Activities

	Beginning Balance	Additions	Reductions	Ending Balance	Due Within One Year
Estimated liability for landfill closure and postclosure	\$ 5,381,238	\$ 347,525	\$ -	\$ 5,728,763	\$ -
Compensated absences	1,606	-	1,606	-	-
Business-Type Activities					
Long-Term Liabilities	\$ 5,382,844	\$ 347,525	\$ 1,606	\$ 5,728,763	\$ -

Conduit Debt

Pequot Lakes HRA

The Crow Wing County HRA is contingently liable for debt related to General Obligation Housing Revenue Bonds issued on behalf of the Pequot Lakes HRA. As additional security for these bonds, Crow Wing County approved the pledge by the County HRA of the County's full faith and credit and taxing powers to the payment of debt service on the bonds. The conduit bonds have an outstanding principal balance of \$730,000 for the year ended December 31, 2023.

5. Defined Benefit Pension Plans

a. Plan Description

The County participates in the following cost-sharing multiple-employer defined benefit pension plans administered by the Public Employees Retirement Association of Minnesota (PERA). PERA's defined benefit pension plans are established and administered in accordance with Minnesota Statutes, Chapters 353 and 356. PERA's defined benefit pension plans are tax qualified plans under Section 401(a) of the Internal Revenue Code.

1. General Employees Retirement Plan

All full-time and certain part-time employees of Crow Wing County are covered by the General Employees Plan. General Employees Plan members belong to the Coordinated Plan. Coordinated Plan members are covered by Social Security.

2. Public Employees Police and Fire Plan

The Police and Fire Plan, originally established for police officers and firefighters not covered by a local relief association, now covers all police officers and firefighters hired since 1980. Effective July 1, 1999, the Police and Fire Plan also covers police officers and firefighters belonging to local relief associations that elected to merge with and transfer assets and administration to PERA.

**CROW WING COUNTY
BRainerd, MINNESOTA**

**NOTES TO THE FINANCIAL STATEMENTS
AS OF AND FOR THE YEAR ENDED DECEMBER 31, 2023**

3. Local Government Correctional Plan

The Correctional Plan was established for correctional officers serving in county and regional corrections facilities. Eligible participants must be responsible for the security, custody, and control of the facilities and their inmates.

b. Benefits Provided

PERA provides retirement, disability, and death benefits. Benefit provisions are established by state statute and can only be modified by the state legislature. Vested, terminated employees who are entitled to benefits, but are not receiving them yet, are bound by the provisions in effect at the time they last terminated their public service.

1. General Employees Plan Benefits

General Employees Plan benefits are based on a member's highest average salary for any five successive years of allowable service, age, and years of credit at termination of service. Two methods are used to compute benefits for PERA's Coordinated Plan members. Members hired prior to July 1, 1989, receive the higher of Method 1 or Method 2 formulas. Only Method 2 is used for members hired after June 30, 1989. Under Method 1, the accrual rate for Coordinated members is 1.2 percent of average salary for each of the first 10 years of service and 1.7 percent of average salary for each additional year. Under Method 2, the accrual rate for Coordinated members is 1.7 percent for all years of service. For members hired prior to July 1, 1989, a full annuity is available when age plus years of service equal 90 and normal retirement age is 65. For members hired on or after July 1, 1989, normal retirement age is the age for unreduced Social Security benefits capped at 66.

Benefit increases are provided to benefit recipients each January. The postretirement increase is equal to 50 percent of the cost-of-living adjustment (COLA) announced by the SSA, with a minimum increase of at least 1 percent and a maximum of 1.5 percent. Recipients that have been receiving the annuity or benefit for at least a full year as of June 30 before the effective date of the increase will receive the full increase. Recipients receiving the annuity or benefit for at least one month but less than a full year as of June 30 before the effective date of the increase will receive a reduced prorated increase. In 2023, legislation repealed the statute delaying increases for members retiring before full retirement age.

2. Police and Fire Plan Benefits

Benefits for Police and Fire Plan members first hired after June 30, 2010, but before July 1, 2014, vest on a prorated basis from 50 percent after five years up to 100 percent after ten years of credited service. Benefits for Police and Fire Plan members first hired after June 30, 2014, vest on a prorated basis from 50 percent after ten years up to 100 percent after twenty years of credited service. The annuity accrual rate is 3 percent of average salary for each year of service. For Police and Fire Plan members who were first hired prior to July 1, 1989, a full annuity is available when age plus years of service equal at least 90.

Benefit increases are provided to benefit recipients each January. The postretirement increase is fixed at 1 percent. Recipients that have been receiving the annuity or benefit for at least 36 months as of June 30 before the effective date of the increase will receive the full increase. Recipients receiving the annuity or benefit for at least 25 months but less than 36 months as of June 30 before the effective date of the increase will receive a reduced prorated increase.

**CROW WING COUNTY
BRAINERD, MINNESOTA**

**NOTES TO THE FINANCIAL STATEMENTS
AS OF AND FOR THE YEAR ENDED DECEMBER 31, 2023**

3. Correctional Plan Benefits

Benefits for Correctional Plan members first hired after June 30, 2010, vest on a prorated basis from 50 percent after five years up to 100 percent after ten years of credited service. The annuity accrual rate is 1.9 percent of average salary for each year of service in that plan. For Correctional Plan members who were first hired prior to July 1, 1989, a full annuity is available when age plus years of service equal at least 90.

Benefit increases are provided to benefit recipients each January. The postretirement increase will be equal to 100 percent of the COLA announced by SSA, with a minimum increase of at least 1 percent and a maximum of 2.5 percent. If the plan's funding status declines to 85 percent or below for two consecutive years or 80 percent for one year, the maximum will be lowered from 2.5 percent to 1.5 percent. In 2023, legislation clarified that if the annual increase cap was reduced to 1 percent, there is a way to return to the 2.5 percent increase if certain criteria are met. Recipients that have been receiving the annuity or benefit for at least a full year as of June 30 before the effective date of the increase will receive the full increase. Recipients receiving the annuity or benefit for at least one month but less than a full year as of June 30 before the effective date of the increase will receive a reduced prorated increase.

In 2023, the legislature allocated funding for a one-time lump-sum payment to General Employee and Police and Fire Plan benefit recipients. Eligibility criteria and the payment amount is specified in statute. The one-time payment is non-compounding towards future benefits.

c. Contributions

Minnesota Statutes Chapter 353 sets the rates for employer and employee contributions. Contribution rates can only be modified by the state Legislature.

1. General Employees Fund Contributions

Coordinated Plan members were required to contribute 6.50 percent of their annual covered salary in fiscal year 2023 and the County was required to contribute 7.50 percent for Coordinated Plan members. The County's contributions to the General Employees Fund for the year ended December 31, 2023, were \$1,999,646. The County's contributions were equal to the required contributions as set by state statute.

2. Police and Fire Fund Contributions

Police and Fire Plan members were required to contribute 11.80 percent of their annual covered salary in fiscal year 2023 and the County was required to contribute 17.70 percent for Police and Fire Plan members. The County's contributions to the Police and Fire Fund for the year ended December 31, 2023, were \$704,482. The County's contributions were equal to the required contributions as set by state statute.

**CROW WING COUNTY
BRainerd, MINNESOTA**

**NOTES TO THE FINANCIAL STATEMENTS
AS OF AND FOR THE YEAR ENDED DECEMBER 31, 2023**

3. Correctional Fund Contributions

Plan members were required to contribute 5.83 percent of their annual covered salary in fiscal year 2023 and the County was required to contribute 8.75 percent for correction plan members. The County's contributions to the Correctional Fund for the year ended December 31, 2023, were \$349,013. The County's contributions were equal to the required contributions as set by state statute.

d. Pension Costs

1. General Employees Fund Pension Costs

At December 31, 2023, the County reported a liability of \$18,355,175 for its proportionate share of the General Employees Fund's net pension liability. The County's net pension liability reflected a reduction due to the State of Minnesota's contribution of \$16 million. The State of Minnesota is considered a non-employer contributing entity and the state's contribution meets the definition of a special funding situation. The State of Minnesota's proportionate share of the net pension liability associated with the County totaled \$506,896.

The net pension liability was measured as of June 30, 2023, and the total pension liability used to calculate the net pension liability was determined by an actuarial valuation as of that date. The County's proportionate share of the net pension liability was based on the County's contributions received by PERA during the measurement period for employer payroll paid dates from July 1, 2022 through June 30, 2023, relative to the total employer contributions received from all of PERA's participating employers. The County's proportionate share was 0.3282 percent at the end of the measurement period and 0.3081 percent for the beginning of the period.

County's proportionate share of the net pension liability	\$ 18,355,175
State of Minnesota's proportionate share of the net postion liability associated with the County	<u>506,996</u>
Total	<u><u>\$ 18,862,171</u></u>

For the year ended December 31, 2023, the County recognized pension expense of \$3,483,487 for its proportionate share of the General Employees Plan's pension expense. In addition, the County recognized \$2,278 as grant expense (and grant revenue) for its proportionate share of the State of Minnesota's contribution of \$16 million to the General Employees fund.

**CROW WING COUNTY
BRainerd, MINNESOTA**

**NOTES TO THE FINANCIAL STATEMENTS
AS OF AND FOR THE YEAR ENDED DECEMBER 31, 2023**

At December 31, 2023, the County reported its proportionate share of the General Employees Plan's deferred outflows of resources and deferred inflows of resources related to pensions from the following sources:

Description	Deferred Outflows of Resources	Deferred Inflows of Resources
Differences Between Expected and Actual		
Economic Experience	\$ 602,795	\$ 126,449
Changes in Actuarial Assumptions	2,971,446	5,030,999
Net Difference Between Projected and Actual		
Investment Earnings	-	686,420
Changes in Proportion	1,232,613	-
Contributions Paid to PERA Subsequent to the Measurement Date	1,019,985	-
Total	<u>\$ 5,826,839</u>	<u>\$ 5,843,868</u>

The \$1,019,985 reported as deferred outflows of resources related to pensions resulting from County contributions subsequent to the measurement date will be recognized as a reduction of the net pension liability in the year ended December 31, 2024. Other amounts reported as deferred outflows and deferred inflows of resources related to pensions will be recognized in pension expense as follows:

Year Ended December 31	Pension Expenses Amount
2024	\$ 1,025,804
2025	(2,397,307)
2026	732,673
2027	(398,184)

2. Police and Fire Fund Pension Costs

At December 31, 2023, the County reported a liability of \$4,868,047 for its proportionate share of the Police and Fire Fund's net pension liability. The net pension liability was measured as of June 30, 2023, and the total pension liability used to calculate the net pension liability was determined by an actuarial valuation as of that date. The County's proportionate share of the net pension liability was based on the County's contributions received by PERA during the measurement period for employer payroll paid dates from July 1, 2022 through June 30, 2023, relative to the total employer contributions received from all of PERA's participating employers. The County's proportionate share was 0.2819 percent at the end of the measurement period and 0.2790 percent for the beginning of the period.

The State of Minnesota contributed \$18 million to the Police and Fire Fund in the plan fiscal year ended June 30, 2023. The contribution consisted of \$9 million in direct aid that meets the definition of a special funding situation and \$9 million in supplemental state aid that does not meet the definition of a special funding situation. The \$9 million direct state aid was paid on October 1, 2021. Thereafter, by October 1 of each year, the state will pay \$9 million to the Police and Fire Fund until funding is reached or July 1, 2048, whichever is earlier. The \$9 million in supplemental state aid will continue until the fund is 90 percent funded, or until

**CROW WING COUNTY
BRAINERD, MINNESOTA**

**NOTES TO THE FINANCIAL STATEMENTS
AS OF AND FOR THE YEAR ENDED DECEMBER 31, 2023**

the State Patrol Plan (administered by the Minnesota State Retirement System) is 90 percent funded, whichever occurs later. The State of Minnesota's proportionate share of the net pension liability associated with the County totaled \$196,052.

County's proportionate share of the net pension liability	\$ 4,868,047
State of Minnesota's proportionate share of the net pension liability associated with the County	<u>196,052</u>
Total	<u><u>\$ 5,064,099</u></u>

The State of Minnesota is included as a non-employer contributing entity in the Police and Fire Retirement Plan Schedule of Employer Allocations and Schedule of Pension Amounts by Employer, Current Reporting Period Only (pension allocation schedules) for the \$9 million in direct aid. Police and Fire Plan employers need to recognize their proportionate share of the State of Minnesota's pension expense (and grant revenue) under GASB 68 special funding situation accounting and financial reporting requirements. For the year ended June 30, 2023, the County recognized pension expense (revenue) of \$1,422,397 for its proportionate share of the Police and Fire Plan's pension expense. The County also recognized (\$11,808) as grant revenue for its proportionate share of the State of Minnesota's pension expense for the contribution of \$9 million to the Police and Fire Fund.

The State of Minnesota is not included as a non-employer contributing entity in the Police and Fire Pension Plan pension allocation schedules for the \$9 million in supplemental state aid. The County recognized \$25,371 for the year ended December 31, 2023 as revenue and an offsetting reduction of net pension liability for its proportionate share of the State of Minnesota's pension expense on behalf contributions to the Police and Fire Fund.

At December 31, 2023, the County reported its proportionate share of the Police and Fire Plan's deferred outflows of resources and deferred inflows of resources to pensions from the following sources:

Description	Deferred Outflows of Resources	Deferred Inflows of Resources
Differences Between Expected and Actual		
Economic Experience	\$ 1,342,284	\$ -
Changes in Actuarial Assumptions	5,648,974	6,844,531
Net Difference Between Projected and Actual		
Investment Earnings	-	233,690
Changes in Proportion	73,719	245,113
Contributions Paid to PERA Subsequent to the Measurement Date	<u>373,230</u>	<u>-</u>
Total	<u><u>\$ 7,438,207</u></u>	<u><u>\$ 7,323,334</u></u>

The \$373,230 reported as deferred outflows of resources related to pensions resulting from County contributions subsequent to the Police and Fire Fund to the measurement date will be recognized as a reduction of the net pension liability in the year ended December 31, 2024. Other amounts reported as deferred outflows and inflows of resources related to pensions will be recognized in pension expense as follows:

**CROW WING COUNTY
BRainerd, MINNESOTA**

**NOTES TO THE FINANCIAL STATEMENTS
AS OF AND FOR THE YEAR ENDED DECEMBER 31, 2023**

Year Ended December 31	Pension Expense Amount
2024	\$ 155,841
2025	(40,182)
2026	1,151,971
2027	(325,408)
2028	(1,200,579)

3. Correctional Plan Pension Costs

At December 31, 2023, the County reported a liability of \$708,498 for its proportionate share of the Correctional Plan's net pension asset. The net pension asset was measured as of June 30, 2023, and the total pension asset used to calculate the net pension asset was determined by an actuarial valuation as of that date. The County's proportionate share of the net pension asset was based on the County's contributions received by PERA during the measurement period for employer payroll paid dates from July 1, 2022 through June 30, 2023, relative to the total employer contributions received from all of PERA's participating employers. The County's proportionate share was 1.5673 percent at the end of the measurement period and 1.6249 percent for the beginning of the period.

For the year ended December 31, 2023, the County recognized pension expense of \$562,923 for its proportionate share of the Correctional Plan's pension expense.

At December 31, 2023, the County reported its proportionate share of the Correctional Plan's deferred outflows of resources and deferred inflows of resources related to pensions from the following sources:

Description	Deferred Outflows of Resources	Deferred Inflows of Resources
Differences Between Expected and Actual		
Economic Experience	\$ 272,877	\$ 62,213
Changes in Actuarial Assumptions	1,686,977	3,232,253
Net Collective Difference Between Projected and		
Actual Investment Earnings	-	90,526
Changes in Proportion	6,264	56,087
Contributions Paid to PERA Subsequent to the		
Measurement Date	180,865	-
Total	<u>\$ 2,146,983</u>	<u>\$ 3,441,079</u>

The \$180,865 reported as deferred outflows of resources related to pensions resulting from County contributions to the Correctional Fund subsequent to the measurement date will be recognized as a reduction of the net pension asset in the year ended December 31, 2024. Other amounts reported as deferred outflows and inflows of resources related to Correctional Fund pensions will be recognized in pension expense as follows:

Year Ended December 31	Pension Expense Amount
2024	\$ (14,893)
2025	(1,711,872)
2026	326,570
2027	(74,766)

**CROW WING COUNTY
BRAINERD, MINNESOTA**

**NOTES TO THE FINANCIAL STATEMENTS
AS OF AND FOR THE YEAR ENDED DECEMBER 31, 2023**

4. Total Pension Expense

The total pension expense for all plans recognized by the County for the year ended December 31, 2023 was \$5,459,277.

	General Employees Fund	Police and Fire Fund	Correctional Fund	Total
Net Pension Liability	\$ 18,355,175	\$ 4,868,047	\$ 708,498	\$ 23,931,720
Deferred Outflows of Resources Related to Pension	\$ 5,826,839	\$ 7,438,207	\$ 2,146,983	\$ 15,412,029
Deferred Inflows of Resources Related to Pension	\$ 5,843,868	\$ 7,323,334	\$ 3,441,079	\$ 16,608,281
Pension Expense	\$ 3,485,765	\$ 1,410,589	\$ 562,923	\$ 5,459,277

e. Long-Term Expected Return on Investments

The State Board of Investment, which manages the investments of PERA, prepares an analysis of the reasonableness on a regular basis of the long-term expected rate of return using a building-block method in which best-estimate ranges of expected future rates of return are developed for each major asset class. These ranges are combined to produce an expected long-term rate of return by weighting the expected future rates of return by the target asset allocation percentages. The target allocation and best estimates of geometric real rates of return for each major asset class are summarized in the following table:

Asset Class	Target Allocation	Long-Term Expected Real Rate of Return
Domestic Equity	33.50 %	5.10 %
International Equity	16.50	5.30
Fixed Income	25.00	0.75
Private Markets	25.00	5.90
Totals	<u>100.00 %</u>	

f. Actuarial Methods and Assumptions

The total pension liability in the June 30, 2023, actuarial valuation was determined using an individual entry-age normal actuarial cost method. The long-term rate of return on pension plan investments used in the determination of the total liability is 7.0%. This assumption is based on a review of inflation and investments return assumptions from a number of national investment consulting firms. The review provided a range of return investment return rates deemed to be reasonable by the actuary. An investment return of 7.0% was deemed to be within that range of reasonableness for financial reporting purposes.

Inflation is assumed to be 2.25% for the General Employees Plan, Police and Fire Plan, and the Correctional Plan. Benefit increases after retirement are assumed to be 1.25% for the General Employees Plan, 1% for the Police and Fire Plan, and 2% for the Correctional Plan.

Salary growth assumptions in the General Employees Plan range in annual increments from 10.25% after one year of service to 3.0% after 27 years of service. In the Police and Fire Plan, salary growth assumptions range from 11.75% after one year of service to 3.0% after 24 years of service. In the Correctional Plan, salary growth assumptions range from 11.0% at age 20 to 3.0% at age 60.

**CROW WING COUNTY
BRAINERD, MINNESOTA**

**NOTES TO THE FINANCIAL STATEMENTS
AS OF AND FOR THE YEAR ENDED DECEMBER 31, 2023**

Mortality rates for the General Employees Plan are based on the Pub-2010 General Employee Mortality Table. Mortality rates for the Police and Fire Plan and the Correctional Plans are based on the Pub-2010 Public Safety Employee Mortality tables. The tables are adjusted slightly to fit PERA's experience.

Actuarial assumptions for the General Employees Plan are reviewed every four years. The most recent four-year experience study for the General Employees Plan was completed in 2022. The assumption changes were adopted by the Board and became effective with the July 1, 2023 actuarial valuation. The most recent four-year experience studies for the Police and Fire and the Correctional Plan were completed in 2020 were adopted by the Board and became effective with the July 1, 2021 actuarial valuation.

The following changes in actuarial assumptions and plan provisions occurred in 2023:

General Employees Fund

Changes in Actuarial Assumptions:

- The investment return assumption and single discount rate were changed from 6.5% to 7.0%.

Changes in Plan Provisions:

- An additional one-time direct state aid contribution of \$170.1 million will be contributed to the Plan on October 1, 2023.
- The vesting period of those hired after June 30, 2010, was changed from five years of allowable service to three years of allowable service.
- The benefit increase delay for early retirements on or after January 1, 2024, was eliminated.
- A one-time, non-compounding benefit increase of 2.5% minus the actual 2024 adjustment will be payable in a lump sum for calendar year 2024 by March 31, 2024.

Police and Fire Fund

Changes in Actuarial Assumptions:

- The investment return assumption was changed from 6.5% to 7.0%.
- The single discount rate changed from 5.4% to 7.0%.

Changes in Plan Provisions:

- Additional one-time direct state aid contribution of 19.4 million will be contributed to the Plan on October 1, 2023.
- Vesting requirement for new hires after June 30, 2014, was changed from a graded 20-year vesting schedule to a graded 10-year vesting schedule, with 50% vesting after five years, increasing incrementally to 100% after 10 years.
- A one-time, non-compounding benefit increase of 3.0% will be payable in a lump sum for calendar year 2024 by March 31, 2024.
- Psychological treatment is required effective July 1, 2023, prior to approval for a duty disability benefit for a psychological condition relating to the member's occupation.
- The total and permanent duty disability benefit was increased, effective July 1, 2023.

**CROW WING COUNTY
BRAINERD, MINNESOTA**

**NOTES TO THE FINANCIAL STATEMENTS
AS OF AND FOR THE YEAR ENDED DECEMBER 31, 2023**

Correctional Fund

Changes in Actuarial Assumptions:

- The investment return rate was changed from 6.5% to 7.0%.
- The single discount rate changed from 5.42% to 7.0%.

Changes in Plan Provisions:

- Additional one-time direct state aid contribution of \$5.3 million will be contributed to the Plan on October 1, 2023.
- A one-time, non-compounding benefit increase of 2.5% minus the actual 2024 adjustment will be payable in a lump sum calendar year 2024 by March 31, 2024.
- The maximum benefit increase will revert back to 2.5%. The maximum increase is 1.5% and the Plan's funding ratio improves to 85% for two consecutive years on a market value of assets basis.

g. Discount Rate

The discount rate used to measure the total pension liability in 2023 was 7.0%. The projection of cash flows used to determine the discount rate assumed that contributions from plan members and employers will be made at rates set in Minnesota Statutes. Based on these assumptions, the fiduciary net position of the General Employees, Police and Fire and Correctional Plans were projected to be available to make all projected future benefit payments of current plan members. Therefore, the long-term expected rate of return on pension plan investments was applied to all periods of projected benefit payments to determine the total pension liability.

h. Pension Liability Sensitivity

The following presents the County's proportionate share of the net pension liability for all plans it participates in, calculated using the discount rate disclosed in the preceding paragraph, as well as what the County's proportionate share of the net pension liability would be if it were calculated using a discount rate one percentage point lower or one percentage point higher than the current discount rate:

	Proportionate Share of the					
	General Employees Retirement Plan		Public Employees Police and Fire Plan		Public Employees Correctional Plan	
	Discount Rate	Net Pension Liability	Discount Rate	Net Pension Liability	Discount Rate	Net Pension Liability
1% Decrease	6.00%	\$ 32,471,778	6.00%	\$ 9,658,785	6.00%	\$ 3,734,578
Current	7.00%	18,355,175	7.00%	4,868,047	7.00%	708,498
1% Increase	8.00%	6,743,731	8.00%	929,419	8.00%	(1,705,928)

i. Pension Plan Fiduciary Net Position

Detailed information about each pension plan's fiduciary net position is available in a separately-issued PERA financial report that includes financial statements and required supplementary information. That report may be obtained on the internet at www.mnpera.org.

**CROW WING COUNTY
BRAINERD, MINNESOTA**

**NOTES TO THE FINANCIAL STATEMENTS
AS OF AND FOR THE YEAR ENDED DECEMBER 31, 2023**

6. Public Employees Defined Contribution Plan (Defined Contribution Plan)

Three of five County Commissioners of Crow Wing County are covered by the Defined Contribution Plan, a multiple-employer deferred compensation plan administered by PERA. The Defined Contribution Plan is a tax qualified plan under Section 401(a) of the Internal Revenue Code and all contributions by or on behalf of employees are tax deferred until time of withdrawal.

Plan benefits depend solely on amounts contributed to the plan plus investment earnings, less administrative expenses. Minnesota Statutes, Chapter 353D.03, specifies plan provisions, including the employee and employer contribution rates for those qualified personnel who elect to participate. An eligible elected official who decides to participate contributes five percent of salary which is matched by the elected official's employer. For ambulance service personnel, employer contributions are determined by the employer, and for salaried personnel contributions must be a fixed percentage of salary. Employer contributions for volunteer personnel may be a unit value for each call or period of alert duty. Employees who are paid for their services may elect to make member contributions in an amount not to exceed the employer share. Employer and employee contributions are combined and used to purchase shares in one or more of the seven accounts of the Minnesota Supplemental Investment Fund. For administering the plan, PERA receives two percent of employer contributions and twenty-five hundredths of one percent (0.25%) of the assets in each member's account annually.

Total contributions made by the County during fiscal year 2023 were:

Contribution Amount		Percentage of Covered Payroll		Required Rate
Employee	Employer	Employee	Employer	
\$9,255	\$9,255	5%	5%	5%

7. Construction Commitments

The County has active construction projects and outstanding contracts as of December 31, 2023. The projects include the following:

Project Description	Spent-to-Date	Remaining Commitment
County Road Projects	\$ 19,357,908	\$ 2,111,831
Facilities Projects	\$ 137,621	\$ 852,134
	<u>\$ 19,495,529</u>	<u>\$ 2,963,965</u>

8. Landfill Closure and Postclosure Care Costs

State and federal laws and regulations require the County to place a final cover on its landfill site when it stops accepting waste and to perform certain maintenance and monitoring functions at the site for 20 years after closure. Although closure and postclosure care costs will be paid only near or after the date that the landfill stops accepting waste, the County reports a portion of these closure and postclosure care costs as an operating expense in each period based on landfill capacity used as of each balance sheet date.

The \$5,728,763 landfill closure and postclosure care liability at December 31, 2023, represents the cumulative amount reported to date based on the use of 88.92 percent of the estimated capacity of the landfill. The County will recognize the remaining estimated cost of closure and postclosure care of \$851,680 as the remaining estimated capacity is filled. These amounts are based on what it would cost

**CROW WING COUNTY
BRainerd, MINNESOTA**

**NOTES TO THE FINANCIAL STATEMENTS
AS OF AND FOR THE YEAR ENDED DECEMBER 31, 2023**

to perform all closure and postclosure care in 2023. Actual cost may be higher due to inflation, changes in technology, or changes in regulations.

The County is required by state and federal laws and regulations to make annual contributions to a trust to finance closure and postclosure care. The County is in compliance with these requirements and, at December 31, 2023, investments of \$6,937,176 are held for these purposes. These are reported as restricted assets on the Landfill Enterprise Fund's statement of net position. Crow Wing County expects that future inflation costs will be paid from investment earnings on these annual contributions. However, if investment earnings are inadequate or additional postclosure care requirements are determined (due to changes in technology or applicable laws and regulations, for example), these costs may need to be covered by charges to future landfill users or from future tax revenue.

9. Risk Management

The County is exposed to various risks of loss related to torts; theft of, damage to, or destruction of assets; errors or omissions; injuries to employees; or natural disasters. The County has entered into a joint powers agreement with other Minnesota counties to form the Minnesota Counties Intergovernmental Trust (MCIT). The County is a member of both the MCIT Workers' Compensation and Property and Casualty Divisions. The County purchases commercial insurance for other risks of loss. There were no significant reductions in insurance from the prior year. The amount of settlements did not exceed insurance coverage for the past three fiscal years.

The Workers' Compensation Division of MCIT is self-sustaining based on the contributions charged, so that total contributions plus compounded earnings on these contributions will equal the amount needed to satisfy claims liabilities and other expenses. MCIT participates in the Workers' Compensation Reinsurance Association with coverage at \$500,000 per claim in 2023. Should the MCIT Workers' Compensation Division liabilities exceed assets, MCIT may assess the County in a method and amount to be determined by MCIT.

The Property and Casualty Division of MCIT is self-sustaining, and the County pays an annual premium to cover current and future losses. MCIT carries reinsurance for its property lines to protect against catastrophic losses. Should the MCIT Property and Casualty Division liabilities exceed assets, MCIT may assess the County in a method and amount to be determined by MCIT.

D. Deferred Inflows of Resources

Governmental funds report unavailable revenue in connection with receivables for revenues not considered available to liquidate liabilities of the current period. At the end of the current fiscal year, the various components of unavailable revenue reported in the governmental funds were as follows:

**CROW WING COUNTY
BRainerd, MINNESOTA**

**NOTES TO THE FINANCIAL STATEMENTS
AS OF AND FOR THE YEAR ENDED DECEMBER 31, 2023**

	Unavailable Revenue
Delinquent property taxes receivable	\$ 1,016,031
Delinquent mobile home receivable	97,879
Prepaid property taxes	21,640
Contracts receivable	1,552,496
Charges for services	277,765
Highway aids receivable that do not provide current financial resources	2,127,659
Interest receivable that does not provide current financial resources	21,000
Loans receivable that do not provide current financial resources	41,886
Grants receivable that do not provide current financial resources	724,790
Lease related	592,146
Opioid receivable	1,735,132
Total unavailable revenue for Governmental Funds	<u>\$ 8,208,424</u>

IV. Summary of Significant Contingencies and Other Items

A. Claims and Litigation

The County, in connection with the normal conduct of its affairs, is involved in various claims, judgments, and litigation. The County Attorney estimates that the potential claims resulting from such litigation and not covered by insurance would not materially affect the financial statements of the County.

B. Joint Ventures

Brainerd Lakes Regional Airport

Crow Wing County and the City of Brainerd have an agreement whereby each contributes equally to all locally financed costs of the operation of the Brainerd Lakes Regional Airport. An Airport Commission is responsible for operations, and the City of Brainerd provides accounting services. Any appropriation by the County for the Airport Commission is recorded as an expenditure in the year it is approved by the County Board of Commissioners. Under the terms of the 2010A General Obligation Airport Improvements Refunding Bonds, issued on December 9, 2010, in the amount of \$1,770,000, the City and the County will equally contribute to debt service payments. Therefore, only 50 percent of the total debt will be reflected in the County's financial statements. The 2010A bonds matured on July 1, 2022.

In 2023, the County made an appropriation of \$157,000 for the Airport Commission. The Airport does not publish separate financial statements.

Investment in the joint venture on the statement of net position represents the County's 50% share of the airport. This investment in the Brainerd Lakes Regional Airport joint venture was valued at \$19,669,356 on December 31, 2022, the most recent data available, and is reported as an investment in joint venture on the government-wide statement of net position.

For 2022 (the most recent available audited information), the project reported \$42,445,339 of total assets, net position of \$39,338,711, operating revenues of \$13,702,082, general revenues of \$56,097, operating expenses of \$4,858,007 and an overall increase in net position of \$8,900,172. In 2021, the increase in net position was \$2,284,954 for the project.

**CROW WING COUNTY
BRainerd, MINNESOTA**

**NOTES TO THE FINANCIAL STATEMENTS
AS OF AND FOR THE YEAR ENDED DECEMBER 31, 2023**

Complete financial statements of the City of Brainerd can be obtained from:

Brainerd City Hall
502 Laurel Street
Brainerd, Minnesota 56401

Central Minnesota Emergency Medical Services Region

The Central Minnesota Emergency Medical Services Region (CMEMSR) was established in 2001 pursuant to Minn. Stat. § 471.59, and is currently operating under a memorandum of understanding between the Counties of Benton, Cass, Chisago, Crow Wing, Kanabec, Mille Lacs, Morrison, Pine, Sherburne, Stearns, Todd, Wadena, and Wright.

The purpose of the CMEMSR is to improve the planning, coordination, and implementation of emergency medical services within the member counties.

The CMEMSR has established a board which has general supervision over its activities. The Board consists of 13 County Commissioners, one from each of the member counties. Stearns County is the fiscal agent for the CMEMSR and reports the CMEMSR's activities in a custodial fund in its financial statements.

In 2023, Crow Wing County did not make any contributions to CMEMSR.

Complete financial information can be obtained from:

Ms. Marion Larson, Regional EMS Coordinator
Central Minnesota Emergency Medical Services Region
Stearns County Administration Center
P.O. Box 1107
St. Cloud, Minnesota 56302

Lakes Area Drug Investigation Division

The Lakes Area Drug Investigation Division (LADID) was created on August 1, 2001, stemming from the dissolution of the NET IV Drug Task Force. LADID is a multi-jurisdictional task force involving all law enforcement agencies in Crow Wing County, established under the authority of the Joint Powers Act, pursuant to Minn. Stat. § 471.59. The major emphasis of the joint venture is the investigation and enforcement of narcotics in Crow Wing County.

In 2023, Crow Wing County did not make any contributions to LADID.

Fiscal agent responsibilities for the Task Force are with Crow Wing County. Financial information can be obtained from:

Crow Wing County Administrative Services – Finance Division
326 Laurel Street, Suite 22
Brainerd, MN 56401

**CROW WING COUNTY
BRAINERD, MINNESOTA**

**NOTES TO THE FINANCIAL STATEMENTS
AS OF AND FOR THE YEAR ENDED DECEMBER 31, 2023**

Mississippi Headwaters Board (MHB)

The Mississippi Headwaters Board was established on February 22, 1980, by Aitkin, Beltrami, Cass, Clearwater, Crow Wing, Hubbard, Itasca, and Morrison Counties pursuant to Minn. Stat. § 471.59. The purpose of the Board is to prepare, adopt, and implement a comprehensive land use plan design to protect and enhance the Mississippi River and related shoreland areas within the counties.

The Board consists of eight members, one appointed from each participating county. Crow Wing County maintains the accounting records of the MHB. Funding consists of federal, state, and local grants; donations; and contributions from each county.

In 2023, Crow Wing County contributed \$1,500 to the Mississippi Headwaters Board.

Financial information can be obtained from:

Mississippi Headwaters Board
Land Services Building
322 Laurel Street
Brainerd, Minnesota 56401
Email: mhb@mississippiheadwaters.org

Northeast Regional Emergency Communications Board

The Northeast Regional Emergency Communications Board (previously the Northeast Minnesota Regional Radio Board) was established through a joint powers agreement, pursuant to Minn. Stat. §§ 471.59 and 403.39, to provide for regional administration of enhancements to the Statewide Public Safety Radio and Communication System (ARMER) and to enhance and improve interoperable public safety communications.

The joint powers are the Counties of Aitkin, Carlton, Cass, Cook, Crow Wing, Itasca, Kanabec, Koochiching, Lake, Pine, and St. Louis; the Cities of Duluth, Hibbing, International Falls, and Virginia; and the Tribal Councils of the Leech Lake Band of Ojibwe and the Mille Lacs Band of Ojibwe. Control of the Northeast Regional Emergency Communications Board is vested in a Board of Directors composed of one County Commissioner from each of the member counties and one City Councilor from each of the member cities. In addition, there is one member from the Northeast Minnesota Regional Advisory Committee, one member from the Northeast Minnesota Regional Radio System User Committee, and one member from the Northeast Minnesota Owners and Operators Committee who are also voting members of the Board.

Itasca County is the fiscal agent for the Northeast Regional Emergency Communications Board. Funding is provided by grants and contributions from participating members. In 2023, Crow Wing County did not make any contributions to the Northeast Regional Emergency Communication Board.

Financial information can be obtained from:

Itasca County Auditor-Treasurer's Office
123 NE 4th Street
Grand Rapids, Minnesota 55744

**CROW WING COUNTY
BRainerd, MINNESOTA**

**NOTES TO THE FINANCIAL STATEMENTS
AS OF AND FOR THE YEAR ENDED DECEMBER 31, 2023**

Region V+ Adult Mental Health Initiative

Aitkin, Cass, Crow Wing, Morrison, Todd, and Wadena Counties entered into a joint powers agreement creating and operating Region V+ Adult Mental Health Initiative (AMHI) pursuant to Minnesota Statutes §§ 471.59 and 245.4661, to enhance services to vulnerable populations and implement a pilot project design, plan, and improve the mental health delivery system for adults with serious and persistent mental illnesses.

Control of the AMHI is vested in a Governing Board, which consists of each participating county's Director of Social Services, an additional representative of each county social services agency, three non-voting consumer representatives, and one ex-officio nonvoting representative each from the Leech Lake Band of Ojibwe and the Mille Lacs Band of Ojibwe.

Any county may withdraw by providing twelve months written notice in advance of the annual meeting to the Board and each of the other remaining parties. During the year of withdrawal, the withdrawing party may attend all meetings but will have no official representation on the Board. Withdrawal does not act to discharge any liability incurred or chargeable to any county before the effective date of the withdrawal. Dissolution of the AMHI will occur by unanimous vote of the counties. Upon dissolution of the AMHI, all unused funds and surplus property held by AMHI shall be distributed in accordance with law or applicable contract.

Financing is predominantly provided by contributions, grants, donations, and gifts. Crow Wing County is the fiscal host. In 2023, Crow Wing County did not make any contributions to Region V + Adult Mental Health Initiative.

Complete financial information can be obtained from:

Crow Wing County Community Services
204 Laurel Street
Brainerd, MN 56401

C. Jointly-Governed Organizations

Crow Wing County, in conjunction with other local governmental entities and various private organizations, has formed the jointly-governed organizations listed below:

Crow Wing County Family Service Collaborative

The Crow Wing County Family Service Collaborative was established between Crow Wing County, Independent School District #181, Independent School District #182, Independent School District #186, and Tri-County Community Action to provide leadership and facilitation to families, youth, and providers. The goal of the Collaborative is to improve and redesign the local service delivery system in a way which improves quality of lives, supports choices, and promotes self-reliance. Crow Wing County Community Services is the fiscal agent of the Collaborative. Crow Wing County has no operational or financial control over the Collaborative.

The activities of this Collaborative are guided by a governance board consisting of, but not limited to, one member from each of the five participating agencies. Each of these board members is appointed by their respective governing body.

**CROW WING COUNTY
BRainerd, MINNESOTA**

**NOTES TO THE FINANCIAL STATEMENTS
AS OF AND FOR THE YEAR ENDED DECEMBER 31, 2023**

Separate financial information can be obtained from:

Crow Wing County Family Service Collaborative
P. O. Box 686
Brainerd, Minnesota 56401

Kitchigami Regional Library

The Kitchigami Regional Library was formed on January 1, 1992, pursuant to Minn. Stat. § 134.20, and includes Beltrami, Cass, Crow Wing, Hubbard, and Wadena Counties, and nine separate cities. Control of the Library is vested in the Kitchigami Regional Library Board, which is composed of 19 members with three-year terms made up of the following: one member appointed by each City Council and two members appointed by each County Board consisting of one County Commissioner and one lay person. Crow Wing County paid \$509,127 to the Library for the year ended December 31, 2023. Separate financial information can be obtained from:

Kitchigami Regional Library
P.O. Box 84
Pine River, Minnesota 56474
www.krls.org

Region Two – Northeast Minnesota Homeland Security Emergency Management Organization

The Region Two – Northeast Minnesota Security Emergency Management Organization (NEMHSEM) was established to provide for regional coordination of planning, training, purchase of equipment, and allocating emergency services and staff in order to better respond to emergencies and natural or other disasters within the NEMHSEM region. Control is vested in the Board, which is composed of representatives appointed by each Board of County Commissioners. Crow Wing County's responsibility does not extend beyond making this appointment.

Additional information can be obtained from:

Homeland Security and Emergency Management
445 Minnesota Street, Suite 223
St. Paul, MN 55101

REQUIRED SUPPLEMENTARY INFORMATION

**CROW WING COUNTY
BRAINERD, MINNESOTA**

**BUDGETARY COMPARISON SCHEDULE
GENERAL FUND
FOR THE YEAR ENDED DECEMBER 31, 2023**

	Budgeted Amounts		Actual	Variance with
	Original	Final	Amounts	Final Budget
REVENUES				
Taxes	\$ 28,226,214	\$ 28,226,214	\$ 27,719,959	\$ (506,255)
Licenses and permits	744,035	744,035	963,350	219,315
Intergovernmental	1,887,593	1,887,593	11,145,629	9,258,036
Charges for services	2,555,590	2,555,590	2,987,710	432,120
Fines and forfeits	39,000	39,000	25,001	(13,999)
Gifts and contributions	-	-	29,559	29,559
Investment earnings	540,000	540,000	3,737,229	3,197,229
Miscellaneous	1,163,900	1,163,900	1,422,867	258,967
Total Revenues	\$ 35,156,332	\$ 35,156,332	\$ 48,031,304	\$ 12,874,972
EXPENDITURES				
Current				
General government				
Governance Services				
Commissioners	\$ 357,736	\$ 357,736	\$ 397,528	\$ (39,792)
Courts	371,954	371,954	505,733	(133,779)
Law library	-	-	26,092	(26,092)
Administrator	456,002	458,371	472,143	(13,772)
Attorney	3,336,335	3,336,335	3,406,422	(70,087)
Veterans service officer	378,115	378,115	399,835	(21,720)
Appropriations	178,035	178,035	178,035	-
Other general government	46,400	46,400	1,618,510	(1,572,110)
Administrative Services				
Finance	1,086,804	1,086,804	990,844	95,960
Elections	360,098	360,098	355,084	5,014
Human resources and risk management	562,531	562,531	446,458	116,073
Information technology	2,076,846	2,112,986	2,017,610	95,376
Facilities	3,295,094	3,324,694	3,436,912	(112,218)
Land Services				
Customer services	1,276,419	1,276,419	1,274,413	2,006
Recorder	-	-	34,413	(34,413)
Environmental services	936,706	936,706	1,751,573	(814,867)
Assessing services	2,209,803	2,209,803	2,282,942	(73,139)
Total general government	\$ 16,928,877	\$ 16,996,987	\$ 19,594,547	\$ (2,597,560)
Public safety				
Public Safety Services				
Patrol	\$ 5,070,822	\$ 5,083,798	\$ 5,466,864	\$ (383,066)
Investigations	1,633,737	1,639,634	1,528,676	110,958
Operations	619,747	619,747	374,426	245,321
Support	2,471,546	2,474,331	2,639,075	(164,744)
Jail	7,369,024	7,372,021	7,622,135	(250,114)
Other public safety services	2,000	2,000	130,923	(128,923)
Total public safety	\$ 17,166,875	\$ 17,191,530	\$ 17,762,099	\$ (570,569)

(Continued)

**CROW WING COUNTY
BRAINERD, MINNESOTA**

**BUDGETARY COMPARISON SCHEDULE
GENERAL FUND
FOR THE YEAR ENDED DECEMBER 31, 2023
(Continued)**

	Budgeted Amounts		Actual	Variance with
	Original	Final	Amounts	Final Budget
Current (Continued)				
Health and human services				
Administration Services				
Heath	\$ -	\$ -	\$ 54,993	\$ (54,993)
Culture and recreation				
Governance Services				
Kitchigami library	\$ 509,127	\$ 509,127	\$ 509,127	\$ -
Appropriations	54,000	54,000	54,000	-
Land Services				
Recreation	-	-	121,558	(121,558)
Total culture and recreation	\$ 563,127	\$ 563,127	\$ 684,685	\$ (121,558)
Conservation of natural resources				
Administrative Services				
County extension	\$ 166,774	\$ 166,774	\$ 1,135,667	\$ (968,893)
Economic development				
Administrative Services				
Community development	\$ -	\$ -	\$ 5,000,000	\$ (5,000,000)
Capital outlay				
General government	\$ -	\$ -	\$ 1,368,855	\$ (1,368,855)
Public safety	130,680	130,680	74,945	55,735
Conservation	-	-	279,180	(279,180)
Total capital outlay	\$ 130,680	\$ 130,680	\$ 1,722,980	\$ (1,592,300)
Debt service				
Principal	\$ -	\$ -	\$ 508,251	\$ (508,251)
Interest	-	-	98,249	(98,249)
Total debt service	\$ -	\$ -	\$ 606,500	\$ (606,500)
Total Expenditures	\$ 34,956,335	\$ 35,049,099	\$ 46,561,471	\$ (11,512,372)
Excess of Revenues Over (Under)				
Expenditures	\$ 199,997	\$ 107,233	\$ 1,469,833	\$ 1,362,600
OTHER FINANCING SOURCES (USES)				
Transfers in	\$ -	\$ -	\$ 2,401,267	\$ 2,401,267
Transfers out	-	-	(11,274)	(11,274)
Insurance proceeds	-	-	76,605	76,605
Issuance of leases	-	-	165,839	165,839
Issuance of subscriptions	-	-	1,078,329	1,078,329
Total Other Financing Sources (Uses)	\$ -	\$ -	\$ 3,710,766	\$ 3,710,766
Net Change in Fund Balance	\$ 199,997	\$ 107,233	\$ 5,180,599	\$ 5,073,366
Fund Balance - January 1	14,803,239	14,803,239	14,803,239	-
Fund Balance - December 31	\$ 15,003,236	\$ 14,910,472	\$ 19,983,838	\$ 5,073,366

**CROW WING COUNTY
BRAINERD, MINNESOTA**

**BUDGETARY COMPARISON SCHEDULE
HIGHWAY SPECIAL REVENUE FUND
FOR THE YEAR ENDED DECEMBER 31, 2023**

	Budgeted Amounts		Actual	Variance with
	Original	Final	Amounts	Final Budget
REVENUES				
Taxes	\$ 10,212,799	\$ 10,212,799	\$ 11,701,676	\$ 1,488,877
Intergovernmental	12,000,688	12,000,688	11,932,221	(68,467)
Charges for services	1,337,343	1,337,343	2,328,243	990,900
Miscellaneous	11,000	11,000	20,960	9,960
Total Revenues	\$ 23,561,830	\$ 23,561,830	\$ 25,983,100	\$ 2,421,270
EXPENDITURES				
Current				
Highways and streets				
Transportation Services				
Administration	\$ 593,076	\$ 593,076	\$ 727,113	\$ (134,037)
Maintenance	2,735,122	2,735,122	2,609,795	125,327
Engineering/construction	1,172,635	1,172,635	1,264,701	(92,066)
Equipment maintenance and shop	2,113,766	2,113,766	1,948,225	165,541
Local option sales tax	1,812,516	1,812,516	2,111,316	(298,800)
Total highways and streets	\$ 8,427,115	\$ 8,427,115	\$ 8,661,150	\$ (234,035)
Capital outlay				
Highways and streets	\$ 16,621,964	\$ 17,310,421	\$ 21,619,036	\$ (4,308,615)
Intergovernmental				
Highways and streets	\$ -	\$ -	\$ 436,111	\$ (436,111)
Debt service				
Principal	\$ -	\$ -	\$ 17,310	\$ (17,310)
Interest	-	-	3,052	(3,052)
Total debt service	\$ -	\$ -	\$ 20,362	\$ (20,362)
Total Expenditures	\$ 25,049,079	\$ 25,737,536	\$ 30,736,659	\$ (4,999,123)
Excess of Revenues Over (Under)				
Expenditures	\$ (1,487,249)	\$ (2,175,706)	\$ (4,753,559)	\$ (2,577,853)
OTHER FINANCING SOURCES (USES)				
Proceeds from sale of capital assets	-	-	14,542	14,542
Insurance proceeds	1,500	1,500	3,313	1,813
Issuance of leases	-	-	7,883	7,883
Issuance of subscriptions	-	-	21,105	21,105
Total Other Financing Sources (Uses)	\$ 1,500	\$ 1,500	\$ 46,843	\$ 45,343
Net Change in Fund Balance	\$ (1,485,749)	\$ (2,174,206)	\$ (4,706,716)	\$ (2,532,510)
Fund Balance - January 1	16,112,164	16,112,164	16,112,164	-
Fund Balance - December 31	\$ 14,626,415	\$ 13,937,958	\$ 11,405,448	\$ (2,532,510)

**CROW WING COUNTY
BRAINERD, MINNESOTA**

**BUDGETARY COMPARISON SCHEDULE
COMMUNITY SERVICES SPECIAL REVENUE FUND
FOR THE YEAR ENDED DECEMBER 31, 2023**

	Budgeted Amounts		Actual	Variance with
	Original	Final	Amounts	Final Budget
REVENUES				
Taxes	\$ 13,635,512	\$ 13,635,512	\$ 13,553,763	\$ (81,749)
Intergovernmental	17,161,225	17,321,225	16,784,759	(536,466)
Charges for services	1,474,750	1,314,750	1,676,641	361,891
Gifts and contributions	10,000	10,000	-	(10,000)
Miscellaneous	552,716	552,716	930,508	377,792
Total Revenues	\$ 32,834,203	\$ 32,834,203	\$ 32,945,671	\$ 111,468
EXPENDITURES				
Current				
Public safety				
Community Services				
Juvenile detention	\$ 975,000	\$ 975,000	\$ 1,492,156	\$ (517,156)
Community corrections	2,471,444	2,471,885	2,553,359	(81,474)
Total public safety	\$ 3,446,444	\$ 3,446,885	\$ 4,045,515	\$ (598,630)
Health and human services				
Community Services				
Income maintenance	\$ 7,733,739	\$ 7,733,952	\$ 8,717,129	\$ (983,177)
Social services	18,963,934	18,966,367	15,534,834	3,431,533
Health	1,906,275	1,906,275	1,650,445	255,830
Total health and human services	\$ 28,603,948	\$ 28,606,594	\$ 25,902,408	\$ 2,704,186
Debt service				
Principal	\$ -	\$ -	\$ 111,488	\$ (111,488)
Interest	-	-	15,090	(15,090)
Total debt service	\$ -	\$ -	\$ 126,578	\$ (126,578)
Total Expenditures	\$ 32,050,392	\$ 32,053,479	\$ 30,074,501	\$ 1,978,978
Excess of Revenues Over (Under) Expenditures	\$ 783,811	\$ 780,724	\$ 2,871,170	\$ 2,090,446
OTHER FINANCING SOURCES (USES)				
Insurance Proceeds	-	-	523	523
Net Change in Fund Balance	\$ 783,811	\$ 780,724	\$ 2,871,693	\$ 2,090,969
Fund Balance - January 1	12,468,416	12,468,416	12,468,416	-
Fund Balance - December 31	\$ 13,252,227	\$ 13,249,140	\$ 15,340,109	\$ 2,090,969

**CROW WING COUNTY
BRAINERD, MINNESOTA**

**BUDGETARY COMPARISON SCHEDULE
PUBLIC LAND MANAGEMENT SPECIAL REVENUE FUND
FOR THE YEAR ENDED DECEMBER 31, 2023**

	Budgeted Amounts		Actual	Variance with
	Original	Final	Amounts	Final Budget
REVENUES				
Licenses and permits	\$ 726,500	\$ 726,500	\$ 1,047,736	\$ 321,236
Intergovernmental	98,500	98,500	427,403	328,903
Charges for services	-	-	21,507	21,507
Investment earnings	60,000	60,000	142,063	82,063
Sales	730,000	730,000	2,647,807	1,917,807
Miscellaneous	21,300	21,300	108,325	87,025
Total Revenues	\$ 1,636,300	\$ 1,636,300	\$ 4,394,841	\$ 2,758,541
EXPENDITURES				
Current				
Conservation of natural resources				
Land Services				
County land management	\$ 2,012,895	\$ 2,025,477	\$ 1,814,592	\$ 210,885
Capital outlay				
Conservation of natural resources	\$ 326,200	\$ 326,200	\$ 136,009	\$ 190,191
Debt service				
Principal	\$ -	\$ -	\$ 1,070	\$ (1,070)
Interest	-	-	26	(26)
Total debt service	\$ -	\$ -	\$ 1,096	\$ (1,096)
Total Expenditures	\$ 2,339,095	\$ 2,351,677	\$ 1,951,697	\$ 399,980
Excess of Revenues Over (Under)				
Expenditures	(702,795)	(715,377)	2,443,144	3,158,521
OTHER FINANCING SOURCES (USES)				
Transfers in	-	(2,125,000)	(2,125,000)	-
Net Change in Fund Balance	\$ (702,795)	\$ (2,840,377)	\$ 318,144	\$ 3,158,521
Fund Balance - January 1	99,668	99,668	99,668	-
Fund Balance - December 31	\$ (603,127)	\$ (2,740,709)	\$ 417,812	\$ 3,158,521

**CROW WING COUNTY
BRainerd, MINNESOTA**

**SCHEDULE OF CHANGES IN THE TOTAL OPEB LIABILITY, RELATED
RATIOS, AND NOTES
LAST 10 FISCAL YEARS**

	Measurement Date December 31, 2018	Measurement Date December 31, 2019	Measurement Date December 31, 2020	Measurement Date December 31, 2021
Total OPEB Liability				
Service Cost	\$ 584,968	\$ 428,012	\$ 558,697	\$ 497,698
Interest	1,334,431	1,326,826	1,501,451	1,264,927
Changes of Assumptions	-	(4,519,233)	4,433,213	4,362,505
Differences between expected and actual experience	-	4,143,221	-	(1,509,481)
Benefit Payments	(1,743,435)	(2,062,513)	(2,351,704)	(2,294,891)
Net Change in Total OPEB Liability	175,964	(683,687)	4,141,657	2,320,758
Total OPEB Liability - Beginning	\$ 40,625,773	\$ 40,801,737	\$ 40,118,050	\$ 44,259,707
Total OPEB Liability - Ending	<u>\$ 40,801,737</u>	<u>\$ 40,118,050</u>	<u>\$ 44,259,707</u>	<u>\$ 46,580,465</u>
 Covered-Employee Payroll	 \$ 25,450,999	 \$ 26,160,825	 \$ 26,945,650	 \$ 27,921,911
 County's OPEB Liability as a Percentage of Covered Employee Payroll	 160.3%	 153.4%	 164.3%	 166.8%

Measurement Date December 31, 2022	Measurement Date December 31, 2023
\$ 510,361	\$ 242,623
916,922	892,443
-	(7,097,275)
(48,323)	(1,150,682)
(2,501,859)	(2,166,766)
(1,122,899)	(9,279,657)
\$ 46,580,465	\$ 45,457,566
\$ 45,457,566	\$ 36,177,909
\$ 28,759,568	\$ 30,237,358
158.1%	119.6%

**CROW WING COUNTY
BRAINERD, MINNESOTA**

**SCHEDULE OF PROPORTIONATE SHARE OF NET PENSION
PERA GENERAL EMPLOYEES RETIREMENT PLAN
DECEMBER 31, 2023**

Measurement Date	Employer's Proportion of the Net Pension Liability (Asset)	Employer's Proportionate Share of the Net Pension Liability (Asset) (a)	State's Proportionate Share of the Net Pension Liability Associated with Crow Wing County (b)	Employer's Proportionate Share of the Net Pension Liability and the State's Related Share of the Net Pension Liability (Asset) (a + b)	Covered Payroll (c)	Employer's Proportionate Share of the Net Pension Liability (Asset) as a Percentage of Covered Payroll (a/c)	Plan Fiduciary Net Position as a Percentage of the Total Pension Liability
2023	0.328%	\$ 18,355,175	\$ 506,996	\$ 18,862,171	\$ 26,081,787	70.38%	83.10%
2022	0.308	24,402,317	716,888	25,119,205	23,049,787	105.87	76.67
2021	0.305	13,005,387	397,861	13,403,248	21,892,587	59.41	87.00
2020	0.290	17,386,872	537,148	17,924,020	20,651,800	84.19	79.06
2019	0.280	15,502,212	482,646	15,984,858	19,807,600	78.26	80.23
2018	0.281	15,588,757	511,308	16,100,065	18,883,808	82.55	79.50
2017	0.286	18,250,721	229,464	18,480,185	18,314,733	99.65	75.90
2016	0.277	22,495,756	293,868	22,789,624	17,127,800	131.34	68.91
2015	0.298	15,428,399	N/A	15,428,399	17,553,437	87.89	78.19

This schedule is intended to show information for ten years. Additional years will be displayed as they become available.

The measurement date for each year is June 30.

N/A - Not Applicable

**CROW WING COUNTY
BRainerd, MINNESOTA**

**SCHEDULE OF CONTRIBUTIONS
PERA GENERAL EMPLOYEES RETIREMENT PLAN
DECEMBER 31, 2023**

Year Ending	Statutorily Required Contributions (a)	Actual Contributions in Relation to Statutorily Required Contributions (b)	Contribution (Deficiency) Excess (b-a)	Covered Payroll (c)	Actual Contributions as a Percentage of Covered Payroll (b/c)
2023	\$ 1,999,646	\$ 1,999,646	\$ -	\$ 26,661,947	7.50%
2022	1,797,574	1,797,574	-	23,967,653	7.50
2021	1,682,088	1,682,088	-	22,427,840	7.50
2020	1,664,995	1,664,995	-	22,199,933	7.50
2019	1,511,484	1,511,484	-	20,085,893	7.50
2018	1,454,741	1,454,741	-	19,396,544	7.50
2017	1,385,906	1,385,906	-	18,478,747	7.50
2016	1,331,356	1,331,356	-	17,751,413	7.50
2015	1,286,105	1,286,105	-	17,148,067	7.50

This schedule is intended to show information for ten years. Additional years will be displayed as they become available.
The County's year-end is December 31.

**CROW WING COUNTY
BRainerd, MINNESOTA**

**SCHEDULE OF PROPORTIONATE SHARE OF NET PENSION LIABILITY
PERA PUBLIC EMPLOYEES POLICE AND FIRE PLAN
DECEMBER 31, 2023**

Measurement Date	Employer's Proportion of the Net Pension Liability (Asset)	Employer's Proportionate Share of the Net Pension Liability (Asset) (a)	State's Proportionate Share of the Net Pension Liability Associated with Crow Wing County (b)	Employer's Proportionate Share of the Net Pension Liability and the State's Related Share of the Net Pension Liability (Asset) (a + b)	Covered Payroll (c)	Employer's Proportionate Share of the Net Pension Liability (Asset) as a Percentage of Covered Payroll (a/c)	Plan Fiduciary Net Position as a Percentage of the Total Pension Liability
2023	0.282%	\$ 4,868,047	\$ 196,052	\$ 5,064,099	\$ 3,701,689	131.51%	86.47%
2022	0.279	12,140,978	530,407	12,671,385	3,389,689	358.17	70.53
2021	0.282	2,178,285	97,934	2,276,219	3,335,548	65.31	93.66
2020	0.293	3,864,690	91,043	3,955,733	3,382,112	114.27	87.19
2019	0.315	3,352,429	-	3,352,429	3,399,080	98.63	89.26
2018	0.302	3,219,009	-	3,219,009	3,182,924	101.13	88.80
2017	0.286	3,861,340	-	3,861,340	2,933,235	131.64	85.43
2016	0.292	11,718,468	-	11,718,468	2,815,068	416.28	63.88
2015	0.298	3,385,977	-	3,385,977	2,727,702	124.13	86.61

This schedule is intended to show information for ten years. Additional years will be displayed as they become available.
The measurement date for each year is June 30.

**CROW WING COUNTY
BRainerd, MINNESOTA**

**SCHEDULE OF CONTRIBUTIONS
PERA PUBLIC EMPLOYEES POLICE AND FIRE PLAN
DECEMBER 31, 2023**

Year Ending	Statutorily Required Contributions (a)	Actual Contributions in Relation to Statutorily Required Contributions (b)	Contribution (Deficiency) Excess (b-a)	Covered Payroll (c)	Actual Contributions as a Percentage of Covered Payroll (b/c)
2023	\$ 704,482	\$ 704,482	\$ -	\$ 3,980,124	17.70%
2022	601,311	601,311	-	3,397,237	17.70
2021	592,761	592,761	-	3,348,932	17.70
2020	612,781	612,781	-	3,462,040	17.70
2019	560,378	560,378	-	3,306,065	16.95
2018	542,196	542,196	-	3,346,890	16.20
2017	486,552	486,552	-	3,003,407	16.20
2016	463,631	463,631	-	2,861,920	16.20
2015	455,731	455,731	-	2,813,154	16.20

This schedule is intended to show information for ten years. Additional years will be displayed as they become available.
The County's year-end is December 31.

**CROW WING COUNTY
BRainerd, MINNESOTA**

**SCHEDULE OF PROPORTIONATE SHARE OF NET PENSION LIABILITY
PERA PUBLIC EMPLOYEES CORRECTIONAL PLAN
DECEMBER 31, 2023**

Measurement Date	Employer's Proportion of the Net Pension Liability (Asset)	Employer's Proportionate Share of the Net Pension Liability (Asset) (a)	Covered Payroll (b)	Employer's Proportionate Share of the Net Pension Liability (Asset) as a Percentage of Covered Payroll (a/b)	Plan Fiduciary Net Position as a Percentage of the Total Pension Liability
2023	1.567%	\$ 708,498	\$ 3,675,074	19.28%	95.94%
2022	1.625	5,401,167	3,569,611	151.31	74.58
2021	1.572	(258,199)	3,475,291	(7.43)	101.61
2020	1.593	432,108	3,465,109	12.47	96.67
2019	1.599	221,354	3,410,309	6.49	98.17
2018	1.613	265,208	3,293,380	8.05	97.60
2017	1.620	4,617,016	3,234,149	142.76	67.89
2016	1.580	5,771,961	2,979,177	193.74	58.16
2015	1.600	247,360	2,871,120	8.62	96.95

This schedule is intended to show information for ten years. Additional years will be displayed as they become available.
The measurement date for each year is June 30.

**CROW WING COUNTY
BRainerd, MINNESOTA**

**SCHEDULE OF CONTRIBUTIONS
PERA PUBLIC EMPLOYEES CORRECTIONAL PLAN
DECEMBER 31, 2023**

Year Ending	Statutorily Required Contributions (a)	Actual Contributions in Relation to Statutorily Required Contributions (b)	Contribution (Deficiency) Excess (b-a)	Covered Payroll (c)	Actual Contributions as a Percentage of Covered Payroll (b/c)
2023	\$ 349,013	\$ 349,013	\$ -	\$ 3,988,720	8.75%
2022	298,798	298,798	-	3,414,834	8.75
2021	308,998	308,998	-	3,531,406	8.75
2020	313,995	313,995	-	3,588,514	8.75
2019	303,437	303,437	-	3,467,851	8.75
2018	293,425	293,425	-	3,353,426	8.75
2017	286,591	286,591	-	3,275,326	8.75
2016	274,356	274,356	-	3,135,497	8.75
2015	251,713	251,713	-	2,876,720	8.75

This schedule is intended to show information for ten years. Additional years will be displayed as they become available.
The County's year-end is December 31.

**CROW WING COUNTY
BRainerd, MINNESOTA**

**NOTES TO THE REQUIRED SUPPLEMENTARY INFORMATION
FOR THE YEAR ENDED DECEMBER 31, 2023**

1. Budgetary Information

Annual budgets are adopted on a basis consistent with generally accepted accounting principles for all governmental funds and are presented in the Annual Comprehensive Financial Report.

On or before mid-August of each year, all departments and agencies submit requests for appropriations to the County Administrator so that a budget can be prepared. On or before September 15, the proposed budget is presented to the County Board for review. The Board holds public hearings, and a final budget must be prepared and adopted no later than December 27.

The appropriated budget is prepared by fund, function, and department. Revisions that alter the budgeted revenues or expenditures of any fund must be approved by the County Board of Commissioners. The legal level of budgetary control (the level at which expenditures may not legally exceed appropriations) is the agency level. During the year, supplemental budgetary appropriations in the Capital Projects Fund totaling \$2,772,907 is considered significant. The amendment for the Capital Projects Fund was due to County Board authorization to reallocate projects to the current year. There was not a legally adopted budget for Small Cities Development Program, Debt Service, and Environmental Trust Funds.

2. Excess of Expenditures Over Appropriations at the Fund Level

The County Board holds department heads responsible for their budget at the agency level; that is, the sum total of all areas of responsibility for each department head, which in some instances consists of departments and divisions across multiple funds. For financial statement reporting, the County reports budgetary comparison schedules at the fund level. For the year ended December 31, 2023, expenditures exceeded appropriations in the following funds: General and Highway.

Expenditures exceeded appropriations in the General Fund by \$11,512,373 largely due to American Rescue Plan Act (ARPA) expenditures approved by the County Board of Commissioners, GASB 87 and 96 reporting requirements, and an increase in capital outlay.

Expenditures exceeded appropriations in the Highway Fund by \$4,999,123 largely due to increase in equipment maintenance and shop expenditures, local option sales tax expenditures, and capital outlay. This was offset with excess appropriations over expenditures for local option sales tax.

3. Other Post Employment Benefits

As disclosed on the Schedule of Funding Progress, no assets have been irrevocably deposited in a trust to advance fund the employer's obligation. Therefore, the actuarial value of assets is zero.

Since the most recent valuation, the follow assumption change has been made:

2023

- The health care trend rates were changed to better anticipate short term and long term medical increases.
- The mortality tables were updated from the Pub-2010 Public Retirement Plans Headcount-Weighted Mortality Tables (General, Safety) with MP-2020 Generational Improvement Scale to the Pub-2010 Public Retirement Plans Headcount-Weighted Mortality Tables (General, Safety) with MP-2021 Generational Improvement Scale.
- The retirement, withdrawal, and salary increase rates for public safety employees were updated to reflect the latest experience study.

**CROW WING COUNTY
BRAINERD, MINNESOTA**

**NOTES TO THE REQUIRED SUPPLEMENTARY INFORMATION
FOR THE YEAR ENDED DECEMBER 31, 2023**

- The inflation rate was changed from 2.00% to 2.50%.
- The discount rate was changed from 2.00% to 4.00%.
- These changes decreased the liability \$7,097,275.

2022

- There were no changes in plan provisions since the previous valuation.

2021

- The health care trend rates, mortality tables, and withdrawal, retirement, and salary increase rates for non-Public Safety employees were updated.
- The inflation rate was changed from 2.50% to 2.00%
- The discount rate was changed from 2.90% to 2.00%

2020

- The discount rate was changed from 3.80% to 2.90%.

2019

- The health care trend rates were changed to better anticipate short term and long term medical increases.
- The mortality tables were updated from the RP-2014 Mortality Tables (Blue Collar for Public Safety, White Collar for Others) with MP-2016 Generational Improvement Scale to the Pub- 2010 Public Retirement Plans Headcount-Weighted Mortality Tables (General, Safety) with MP-2018 Generational Improvement Scale.
- The retirement and withdrawal tables for public safety employees were updated.
- The salary increase rates were changed from a flat 3.00% per year for all employees to rates which vary by service and contract group.
- The discount rate was changed from 3.30% to 3.80%.
- These changes decreased the liability \$4,519,233.

2018

- The discount rate was changed from 3.50% to 3.30%

4. Changes in Significant Plan Provisions, Actuarial Methods, and Assumptions - Pension

The following changes were reflected in the valuation performed on behalf of the Public Employees Retirement Association for the year ended June 30:

A. General Employees Fund

2023

Changes in Actuarial Assumptions:

- The investment return assumption and single discount rate were changed from 6.5% to 7.0% percent.

**CROW WING COUNTY
BRAINERD, MINNESOTA**

**NOTES TO THE REQUIRED SUPPLEMENTARY INFORMATION
FOR THE YEAR ENDED DECEMBER 31, 2023**

Changes in Plan Provisions:

- An additional one-time direct state aid contribution of \$170.1 million will be contributed to the Plan on October 1, 2023.
- The vesting period of those hired after June 30, 2010, was changed from five years of allowable service to three years of allowable service.
- The benefit increase delay for early retirements on or after January 1, 2024, was eliminated.
- A one-time, non-compounding benefit increase of 2.5% minus the actual 2024 adjustment will be payable in a lump sum for calendar year 2024 by March 31, 2024.

2022

Changes in Actuarial Assumptions:

- The mortality improvement scale was changed from Scale MP-2020 to Scale MP-2021.

Changes in Plan Provisions:

- There were no changes in plan provisions since the previous valuation.

2021

Changes in Actuarial Assumptions:

- The investment return and single discount rates were changed from 7.50% to 6.50%, for financial reporting purposes.
- The mortality improvement scale was changed from Scale MP-2019 to Scale MP-2020.

Changes in Plan Provisions:

- There were no changes in plan provisions since the previous valuation.

2020

Changes in Actuarial Assumptions:

- The price inflation was decreased from 2.50% to 2.25%.
- The payroll growth assumption was decreased from 3.25% to 3.00%
- Assumed salary increase rates were changed as recommended in the June 30, 2019 experience study. The net effect is assumed rates that average 0.25% less than previous rates.
- Assumed rates of retirement were changed as recommended in the June 30, 2019 experience study. The changes result in more unreduced (normal) retirements and slightly fewer Rule of 90 and early retirements.
- Assumed rates of termination were changed as recommended in the June 30, 2019 experience study. The new rates are based on service and are generally lower than the previous rates for years 2-5 and slightly higher thereafter.
- Assumed rates of disability were changed as recommended in the June 30, 2019 experience study. The change results in fewer predicted disability retirements for male and females.
- The base mortality table for healthy annuitants and employees was changed from the RP-2104 table

**CROW WING COUNTY
BRAINERD, MINNESOTA**

**NOTES TO THE REQUIRED SUPPLEMENTARY INFORMATION
FOR THE YEAR ENDED DECEMBER 31, 2023**

to the Pub 2010 General Mortality table, with adjustments. The base mortality table for disabled annuitants was changed from the RP-2014 disabled annuitant mortality table to the PUB-2010 General/Teacher disabled annuitant mortality table, with adjustments.

- The mortality improvement scale was changed from Scale MP-2018 to Scale MP-2019.
- The assumed spouse age difference was changed from two years older for females to one year older
- The assumed number of married new retirees electing the 100% Joint & Survivor option changed from 35% to 45%. The assumed number of married female new retirees electing the Joint & Survivor option changed from 15% to 30%. The corresponding number of married new retirees electing the Life annuity option was adjusted accordingly.

Changes in Plan Provisions:

- Augmentation for current privatized members was reduced to 2.0% for the period July 1, 2020 through December 31, 2023 and 0.0% after. Augmentation was eliminated for privatizations occurring after June 30, 2020.

2019

Changes in Actuarial Assumptions:

- The mortality projection scale was changed from MP-2017 to MP-2018.

Changes in Plan Provisions:

- The employer supplemental contribution was changed prospectively, decreasing from \$31.0 million to \$21.0 million per year. The State's special funding contribution was changed prospectively, requiring \$16.0 million due per year through 2031.

2018

Changes in Actuarial Assumptions:

- The mortality projection scale was changed from MP-2015 to MP-2017.
- The assumed post-retirement benefit increase was changed from 1.0% per year through 2044 and 2.50% per year thereafter to 1.25% per year.

Changes in Plan Provisions:

- The augmentation adjustment in early retirement factors is eliminated over a five-year period starting July 1, 2019, resulting in actuarial equivalence after June 30, 2024
- Interest credited on member contributions decreased from 4.0% to 3.0%, beginning July 1, 2018.
- Deferred augmentation was changed to 0.0%, effective January 1, 2019. Augmentation that has already accrued for deferred members will still apply.
- Contribution stabilizer provisions were repealed.
- Post-retirement benefit increases were changed from 1.0% per year with a provision to increase to 2.5% upon attainment of 90% funding to 50% of the Social Security cost of living adjustment, not less than 1.0% and not more than 1.5% beginning January 1, 2019.
- For retirements on or after January 1, 2024, the first benefit increase is delayed until the retiree reaches normal retirement age; does not apply to the Rule of 90 retirees, disability benefit recipients, or survivors.

**CROW WING COUNTY
BRAINERD, MINNESOTA**

**NOTES TO THE REQUIRED SUPPLEMENTARY INFORMATION
FOR THE YEAR ENDED DECEMBER 31, 2023**

- Actuarial equivalent factors were updated to reflect revised mortality and interest assumptions.

2017

Changes in Actuarial Assumptions:

- The Combined Service Annuity (CSA) loads were changed from 0.8% for active members and 60% for vested and non-vested deferred members. The revised CSA loads are now 0.0% for active member liability, 15.0% for vested deferred member liability and 3.0% for non-vested deferred member liability.
- The assumed post-retirement benefit increase rate was changed from 1.0% per year for all years to 1.0% per year through 2044 and 2.5 % per year thereafter.

Changes in Plan Provisions:

- The State's contribution for the Minneapolis Employees Retirement Fund equals \$16,000,000 in 2017 and 2018, and \$6,000,000 thereafter.
- The Employer Supplemental Contribution for the Minneapolis Employees Retirement Fund changed from \$21,000,000 to \$31,000,000 in calendar years 2019 to 2031. The state's contribution changed from \$16,000,000 to \$6,000,000 in calendar years 2019 to 2031.

2016

Changes in Actuarial Assumptions:

- The assumed post-retirement benefit increase rate was changed from 1.0% per year through 2035 and 2.5% per year thereafter to 1.0% per year for all future years.
- The assumed investment return was changed from 7.9% to 7.5%. The single discount rate was changed from 7.9% to 7.5%.
- Other assumptions were changed pursuant to the experience study dated June 30, 2015. The assumed future salary increases, payroll growth, and inflation were decreased by 0.25% to 3.25% for payroll growth and 2.50% for inflation.

Changes in Plan Provisions:

- There were no changes in plan provisions since the previous valuation.

B. Police and Fire Fund

2023

Changes in Actuarial Assumptions:

- The investment return assumption was changed from 6.5% to 7.0%.
- The single discount rate changed from 5.4% to 7.0%.

Changes in Plan Provisions:

- Additional one-time direct state aid contribution of 19.4 million will be contributed to the Plan on October 1, 2023.

**CROW WING COUNTY
BRainerd, MINNESOTA**

**NOTES TO THE REQUIRED SUPPLEMENTARY INFORMATION
FOR THE YEAR ENDED DECEMBER 31, 2023**

- Vesting requirement for new hires after June 30, 2014, was changed from a graded 20-year vesting schedule to a graded 10-year vesting schedule, with 50 percent vesting after five years, increasing incrementally to 100% after 10 years.
- A one-time, non-compounding benefit increase of 3.0 percent will be payable in a lump sum for calendar year 2024 by March 31, 2024.
- Psychological treatment is required effective July 1, 2023, prior to approval for a duty disability benefit for a psychological condition relating to the member's occupation.
- The total and permanent duty disability benefit was increased, effective July 1, 2023.

2022

Changes in Actuarial Assumptions:

- The mortality improvement scale was changed from Scale MP-2020 to Scale MP-2021.
- The single discount rate changed from 6.50% to 5.40%.

2022

Changes in Plan Provisions:

- There were no changes in plan provisions since the previous valuation.

2021

Changes in Actuarial Assumptions:

- The investment return and single discount rates were changed from 7.50% to 6.50%, for financial reporting purposes.
- The inflation assumption was changed from 2.50% to 2.25%.
- The payroll growth assumption was changed from 3.25% to 3.00%.
- The base mortality table for healthy annuitants and employees was changed from the RP-2014 table to the Pub-2010 Public Safety Mortality table. The mortality improvement scale was changed from MP-2019 to MN-2020.
- The base mortality table for disabled annuitants was changed from the RP-2014 healthy annuitant mortality table (with future mortality improvement according to Scale MP-2019) to the Pub-2010 Public Safety disabled annuitant mortality table (with future mortality improvement according to Scale MP-2020).
- Assumed rates of salary increase were modified as recommended in the July 14, 2020 experience study. The overall impact is a decrease in gross salary increase rates.
- Assumed rates of retirement were changed as recommended in the July 14, 2020 experience study. The changes result in slightly more unreduced retirements and fewer assumed early retirements.
- Assumed rates of withdrawal were changed from select and ultimate rates to service-based rates. The changes result in more assumed terminations.
- Assumed rates of disability were increased for ages 25-44 and decreased for ages over 49. Overall, proposed rates result in more projected disabilities.
- Assumed percent married for active female members was changed from 60% to 70%. Minor changes to form of payment assumptions were applied.

**CROW WING COUNTY
BRAINERD, MINNESOTA**

**NOTES TO THE REQUIRED SUPPLEMENTARY INFORMATION
FOR THE YEAR ENDED DECEMBER 31, 2023**

Changes in Plan Provisions:

- There were no changes in plan provisions since the previous valuation.

2020

Changes in Actuarial Assumptions:

- The mortality projection scale was changed from MP-2018 to MP-2019.

Changes in Plan Provisions:

- There were no changes in plan provisions since the previous valuation.

2019

Changes in Actuarial Assumptions:

- The mortality projection scale was changed from MP-2017 to MP-2018.

Changes in Plan Provisions:

- There were no changes in plan provisions since the previous valuation.

2018

Changes in Actuarial Assumptions:

- The mortality projection scale was changed from MP-2016 to MP-2017.

Changes in Plan Provision:

- Postretirement benefit increases were changed to 1.00 percent for all years, with no trigger.
- An end date of July 1, 2048 was added to the existing \$9.0 million state contribution.
- New annual state aid will equal \$4.5 million in fiscal years 2019 and 2020, and \$9.0 million thereafter until the plan reaches 100 percent funding, or July 1, 2048, if earlier.
- Member contributions were changed from 10.80 percent to 11.30 percent of pay, effective January 1, 2019 and 11.80 percent of pay, effective January 1, 2020.
- Employer contributions were changed from 16.20 percent to 16.95 percent of pay, effective January 1, 2019 and 17.70 percent of pay, effective January 1, 2020.
- Interest credited on member contributions decreased from 4.00 percent to 3.00 percent, beginning July 1, 2018.
- Deferred augmentation was changed to 0.00 percent, effective January 1, 2019. Augmentation that has already accrued for deferred members will still apply.
- Actuarial equivalent factors were updated to reflect revised mortality and interest assumptions.

**CROW WING COUNTY
BRAINERD, MINNESOTA**

**NOTES TO THE REQUIRED SUPPLEMENTARY INFORMATION
FOR THE YEAR ENDED DECEMBER 31, 2023**

2017

Changes in Actuarial Assumptions:

- Assumed salary increases were changed as recommended in the June 30, 2016 experience study. The net effect is proposed rates that average 0.34% lower than the previous rates.
- Assumed rates of retirement were changed, resulting in fewer retirements.
- The Combined Service Annuity (CSA) load was 30% for vested and non-vested deferred members. The CSA has been changed to 33% for vested members and 2% for non-vested members.
- The base mortality table for healthy annuitants was changed from the RP-2000 fully generational table to the RP-2014 fully generational table (with a base year of 2006), with male rates adjusted by a factor of 0.96. The mortality improvement scale was changed from Scale AA to Scale MP-2016. The base mortality table for disabled annuitants was changed from the RP-2000 disabled mortality table to the mortality tables assumed for healthy retirees.
- Assumed termination rates were decreased to 3.0% for the first three years of service. Rates beyond the select period of three years were adjusted, resulting in more expected terminations overall.
- Assumed percentage of married female members was decreased from 65% to 60%.
- Assumed age difference was changed from separate assumptions for male members (wives assumed to be three years younger) and female members (husbands assumed to be four years older) to the assumption that males are two years older than females.
- The assumed percentage of female members electing Joint and Survivor annuities was increased.
- The assumed post-retirement benefit increase rate was changed from 1.00% for all years to 1.00% per year through 2064 and 2.50% thereafter.
- The single discount rate was changed from 5.6% per annum to 7.5% percent per annum.

Changes in Plan Provisions:

- There were no changes in plan provisions since the previous valuation.

2016

Changes in Actuarial Assumptions:

- The assumed post-retirement benefit increase rate was changed from 1.0% per year through 2037 and 2.5% thereafter to 1.0% per year for all future years.
- The assumed investment return was changed from 7.9% to 7.5%.
- The single discount rate changed from 7.9% to 5.6%.
- The assumed future salary increases, payroll growth, and inflation were decreased by 0.25% to 3.25% for payroll growth and 2.50% for inflation.

Changes in Plan Provisions:

- There were no changes in plan provisions since the previous valuation.

**CROW WING COUNTY
BRAINERD, MINNESOTA**

**NOTES TO THE REQUIRED SUPPLEMENTARY INFORMATION
FOR THE YEAR ENDED DECEMBER 31, 2023**

C. Correctional Fund

2023

Changes in Actuarial Assumptions:

- The investment return rate was changed from 6.5% to 7.0%.
- The single discount rate changed from 5.42% to 7.0%.

Changes in Plan Provisions:

- Additional one-time direct state aid contribution of \$5.3 million will be contributed to the Plan on October 1, 2023.
- A one-time, non-compounding benefit increase of 2.5 percent minus the actual 2024 adjustment will be payable in a lump sum calendar year 2024 by March 31, 2024.
- The maximum benefit increase will revert back to 2.5 percent. The maximum increase is 1.5 percent and the Plan's funding ratio improves to 85 percent for two consecutive years on a market value of assets basis.

2022

Changes in Actuarial Assumptions:

- The mortality improvement scale was changed from Scale MP-2020 to Scale MP-2021.
- The single discount rate changes from 6.50% to 5.42%.
- The benefit increase assumption was changed from 2.0% per annum to 2.0% per annum through December 31, 2054 and 1.5% per annum thereafter.

Changes in Plan Provisions:

- There were no changes in plan provisions since the previous valuation.

2021

Changes in Actuarial Assumptions:

- The investment return and single discount rates were changed from 7.50% to 6.50%, for financial reporting purposes.
- The inflation assumption was changed from 2.50% to 2.25%.
- The payroll growth assumption was changed from 3.25% to 3.00%.
- The base mortality table for healthy annuitants and employees was changed from the RP-2014 table to the Pub-2010 Public Safety Mortality table. The mortality improvement scale was changed from MP-2019 to MN-2020.
- The base mortality table for disabled annuitants was changed from the RP-2014 healthy annuitant mortality table (with future mortality improvement according to Scale MP-2019) to the Pub-2010 Public Safety disabled annuitant mortality table (with future mortality improvement according to Scale MP-2020).
- Assumed rates of salary increase were modified as recommended in the July 10, 2020 experience study. The overall impact is a decrease in gross salary increase rates.

**CROW WING COUNTY
BRAINERD, MINNESOTA**

**NOTES TO THE REQUIRED SUPPLEMENTARY INFORMATION
FOR THE YEAR ENDED DECEMBER 31, 2023**

- Assumed rates of retirement were changed as recommended in the July 10, 2020 experience study. The changes result in slightly more unreduced retirements and fewer assumed early retirements.
- Assumed rates of withdrawal were changed as recommended in the July 10, 2020 experience study. The new rates predict more terminations, both in the three-year select period (based on service) and the ultimate rates (based on age).
- Assumed rates of disability lowered.
- Assumed percent married for active members was lowered from 85% to 75%.
- Minor changes to form of payment assumptions were applied.

Changes in Plan Provisions:

- There were no changes in plan provisions since the previous valuation.

2020

Changes in Actuarial Assumptions:

- The mortality projects scale was changed from MP-2018 to MP-2019.

Changes in Plan Provisions:

- There were no changes in plan provisions since the previous valuation.

2019

Changes in Actuarial Assumptions:

- The mortality projection scale was changed from MP-2017 to MP-2018.

Changes in Plan Provisions:

- There were no changes in plan provisions since the previous valuation.

2018

Changes in Actuarial Assumptions:

- The Single Discount Rate was changed from 5.96% per annum to 7.50% per annum.
- The morality projection scale was changed from MP-2016 to MP-2017.
- The assumed post-retirement benefit increase was changed from 2.50% per year to 2.00% per year.

Changes in Plan Provisions:

- The augmentation adjustment in early retirement factors is eliminated over a give-year period starting July 1, 2019, resulting in actuarial equivalence after June 30, 2024.
- Interest credited on member contributions decreased 4.0% to 3.0%, beginning July 1, 2018.
- Deferred augmentation was changed to 0.0%, effective January 1, 2019. Augmentation that has already accrued for deferred members will still apply.

**CROW WING COUNTY
BRAINERD, MINNESOTA**

**NOTES TO THE REQUIRED SUPPLEMENTARY INFORMATION
FOR THE YEAR ENDED DECEMBER 31, 2023**

- Post-retirement benefit increases were changed from 2.5% per year with a provision to reduce to 1.0% if the funding status declines to a certain level, to 100% of the Social Security cost of living adjustment, not less than 1.0% and not more than 2.5%, beginning January 1, 2019. If the funding status declines to 85% for two consecutive years, or 80% for one year, the maximum increase will be lowered to 1.5%.
- Actuarial equivalent factors were updated to reflect revised mortality and interest assumptions.

2017

Changes in Actuarial Assumptions:

- The base mortality table for healthy annuitants was changed from the RP-2000 fully generational table to the RP-2014 fully generational table (with a base year of 2006), with male rates adjusted by a factor of 0.96. The mortality improvement scale was changed from Scale AA to Scale MP-2016 and is applied to healthy and disabled members. The base mortality table for disabled annuitants was changed from the RP-2000 disabled mortality table to the RP-2014 disabled annuitant mortality table (with future mortality improvement according to MP-2016).
- The Combined Service Annuity (CSA) load was 30% for vested and non-vested, deferred members. The CSA has been changed to 35% for vested members and 1% for non-vested members.
- The Single Discount Rate was changed from 5.31% per annum to 5.96% per annum.

Changes in Plan Provisions:

- There were no changes in plan provisions since the previous valuation.

2016

Changes in Actuarial Assumptions:

- The assumed investment return was changed from 7.9% to 7.5%. The single discount rate changed from 7.9% to 5.31%.
- The assumed future salary increases, payroll growth, and inflation were decreased by 0.25% to 3.25% for payroll growth and 2.50% for inflation.

Changes in Plan Provisions:

- There were no changes in plan provisions since the previous valuation.

**CROW WING COUNTY
BRAINERD, MINNESOTA**

**BUDGETARY COMPARISON SCHEDULE
CAPITAL PROJECTS FUND
FOR THE YEAR ENDED DECEMBER 31, 2023**

	Budgeted Amounts		Actual	Variance with
	Original	Final	Amounts	Final Budget
REVENUES				
Taxes	\$ 1,531,655	\$ 1,531,655	\$ 1,447,105	\$ (84,550)
Intergovernmental	2,542,657	2,542,657	2,552,744	10,087
Investment earnings	-	-	31,242	31,242
Miscellaneous	80,488	80,488	143,936	63,448
Total Revenues	\$ 4,154,800	\$ 4,154,800	\$ 4,175,027	\$ 20,227
EXPENDITURES				
Current				
General government				
Administrative Services				
Information technology	\$ 435,085	\$ 454,235	\$ 326,408	\$ 127,827
Facilities	922,500	1,084,054	617,027	467,027
Land Services				
Environmental services	-	-	65,783	(65,783)
Total general government	\$ 1,357,585	\$ 1,538,289	\$ 1,009,218	\$ 529,071
Public safety				
Public Safety Services				
Sheriff	\$ 550,800	\$ 605,666	\$ 411,179	\$ 194,487
Highways and streets				
Transportation Services				
Administration	\$ 72,000	\$ 136,958	\$ 21,602	\$ 115,356
Health and human services				
Community Services				
Human services	\$ 255,250	\$ 255,250	\$ 113,204	\$ 142,046
EXPENDITURES (Continued)				
Capital outlay				
General government	\$ 877,700	\$ 1,819,509	\$ 606,885	\$ 1,212,624
Public safety	343,250	907,234	502,923	404,311
Highways and streets	528,500	1,393,158	212,827	1,180,331
Health and human services	50,000	151,928	101,681	50,247
Total capital outlay	\$ 1,799,450	\$ 4,271,829	\$ 1,424,316	\$ 2,847,513
Total Expenditures	\$ 4,035,085	\$ 6,807,992	\$ 2,979,519	\$ 3,828,473
Excess of Revenues Over (Under)				
Expenditures	\$ 119,715	\$ (2,653,192)	\$ 1,195,508	\$ 3,848,700
OTHER FINANCING SOURCES (USES)				
Proceeds from sale of capital assets	\$ -	\$ -	\$ 90,126	\$ 90,126
Insurance proceeds	-	-	36,158	36,158
Total Other Financing Sources (Uses)	\$ -	\$ -	\$ 126,284	\$ 126,284
Net Change in Fund Balance	\$ 119,715	\$ (2,653,192)	\$ 1,321,792	\$ 3,974,984
Fund Balance - January 1	8,861,136	8,861,136	8,861,136	-
Fund Balance - December 31	\$ 8,980,851	\$ 6,207,944	\$ 10,182,928	\$ 3,974,984

This page was left blank intentionally

Nonmajor Governmental Funds

Special Revenue Funds

Solid Waste (Non-Landfill) – The Solid Waste (Non-Landfill) fund is used to account for the County's recycling program.

Unorganized Townships – This fund is used to account for the activity of the First Assessment District and the Second Assessment District. Since they are unorganized townships, the County Board is responsible for oversight.

Small Cities Development Program – This fund is used to account for the activity of an economic development grant.

Ditch – This fund is used to account for special assessments and expenditures for ditch improvements.

Permanent Fund

Environmental Trust – This fund is used to report resources legally restricted to the extent that only earnings, and not principal, may be used for environmental purposes in accordance with Minn. Stat. § 373.475.

**COMBINING BALANCE SHEET
NONMAJOR GOVERNMENTAL FUNDS**

**COMBINING BALANCE SHEET
NONMAJOR GOVERNMENTAL FUNDS
DECEMBER 31, 2023**

	Special Revenue Funds			
	Solid Waste (Non-Landfill)	Small Cities Development Program	Unorganized Townships	Ditch
ASSETS				
Cash and investments	\$ 1,356,472	\$ 2,838	\$ 1,007,366	\$ 24,423
Taxes receivable - delinquent	-	-	25,156	-
Accounts receivable	25,764	-	-	-
Accrued interest receivable	-	35	-	-
Due from other governments	1,667	-	62,840	-
Loans receivable	-	41,886	-	-
Prepaid items	164	-	-	-
Total Assets	\$ 1,384,067	\$ 44,759	\$ 1,095,362	\$ 24,423
LIABILITIES				
Accounts payable	\$ 22,471	\$ -	\$ 39,999	\$ 2,945
Salaries payable	3,237	-	-	-
Accrued payroll taxes payable	248	-	-	-
Due to other funds	-	-	157,663	-
Due to other governments	300	-	12	-
Total Liabilities	\$ 26,256	\$ -	\$ 197,674	\$ 2,945
DEFERRED INFLOWS OF RESOURCES				
Unavailable revenue (Note III.D.)	\$ -	\$ 41,886	\$ 25,156	\$ -
FUND BALANCES				
Nonspendable:				
Prepays	\$ 164	\$ -	\$ -	\$ -
Environmental trust corpus	-	-	-	-
Restricted for:				
Solid waste (non-landfill)	138,817	-	-	-
Greater Minnesota landfill cleanup fee	841,208	-	-	-
Economic development revolving loans	-	2,873	-	-
Environmental uses	-	-	-	-
Unorganized townships	-	-	872,532	-
Ditch #13	-	-	-	21,478
Assigned for:				
Solid waste (non-landfill)	377,622	-	-	-
Total Fund Balances	\$ 1,357,811	\$ 2,873	\$ 872,532	\$ 21,478
Total Liabilities, Deferred Inflows of Resources, and Fund Balances	\$ 1,384,067	\$ 44,759	\$ 1,095,362	\$ 24,423

<u>Permanent Fund</u>		
<u>Total Special Revenue Funds</u>	<u>Environmental Trust</u>	<u>Total</u>
\$ 2,391,099	\$ 2,038,372	\$ 4,429,471
25,156	-	25,156
25,764	-	25,764
35	2,421	2,456
64,507	-	64,507
41,886	-	41,886
164	-	164
<u>\$ 2,548,611</u>	<u>\$ 2,040,793</u>	<u>\$ 4,589,404</u>
\$ 65,415	\$ -	\$ 65,415
3,237	-	3,237
248	-	248
157,663	-	157,663
312	-	312
<u>\$ 226,875</u>	<u>\$ -</u>	<u>\$ 226,875</u>
<u>\$ 67,042</u>	<u>\$ -</u>	<u>\$ 67,042</u>
\$ 164	\$ -	\$ 164
-	1,846,499	1,846,499
138,817	-	138,817
841,208	-	841,208
2,873	-	2,873
-	194,294	194,294
872,532	-	872,532
21,478	-	21,478
377,622	-	377,622
<u>\$ 2,254,694</u>	<u>\$ 2,040,793</u>	<u>\$ 4,295,487</u>
<u>\$ 2,548,611</u>	<u>\$ 2,040,793</u>	<u>\$ 4,589,404</u>

**CROW WING COUNTY
BRainerd, MINNESOTA**

**COMBINING STATEMENT OF REVENUES, EXPENDITURES, AND CHANGES IN FUND BALANCES
NONMAJOR GOVERNMENTAL FUNDS
FOR THE YEAR ENDED DECEMBER 31, 2023**

	Special Revenue Funds			
	Solid Waste (Non-Landfill)	Small Cities Development Program	Unorganized Townships	Ditch
REVENUES				
Taxes	\$ -	\$ -	\$ 1,271,477	\$ -
Special assessments	1,061,669	-	103,246	14,259
Licenses and permits	-	-	50	-
Intergovernmental	261,835	-	77,473	-
Charges for services	396,874	-	-	-
Investment earnings	-	844	-	-
Miscellaneous	439,910	13,368	31	-
Total Revenues	\$ 2,160,288	\$ 14,212	\$ 1,452,277	\$ 14,259
EXPENDITURES				
Current				
General government	\$ -	\$ -	\$ 123,816	\$ -
Public safety	-	-	205,423	-
Highways and streets	-	-	1,064,623	-
Conservation of natural resources	1,271,647	-	-	9,941
Economic development	-	13,519	-	-
Capital outlay				
Conservation of natural resources	2,941,586	-	-	-
Debt Service				
Principal	1,385	-	-	-
Interest	45	-	-	-
Total Expenditures	\$ 4,214,663	\$ 13,519	\$ 1,393,862	\$ 9,941
Excess of Revenues Over (Under) Expenditures	\$ (2,054,375)	\$ 693	\$ 58,415	\$ 4,318
OTHER FINANCING SOURCES (USES)				
Transfers in	\$ 224,937	\$ -	\$ -	\$ -
Transfers out	(224,937)	-	-	-
Insurance proceeds	4,878	-	-	-
Total Other Financing Sources (Uses)	\$ 4,878	\$ -	\$ -	\$ -
Net Change in Fund Balances	\$ (2,049,497)	\$ 693	\$ 58,415	\$ 4,318
Fund Balance - January 1	3,407,308	2,180	814,117	17,160
Fund Balance - December 31	\$ 1,357,811	\$ 2,873	\$ 872,532	\$ 21,478

	<u>Permanent Fund</u>	
<u>Total Special Revenue Funds</u>	<u>Environmental Trust</u>	<u>Total</u>
\$ 1,271,477	\$ -	\$ 1,271,477
1,179,174	-	1,179,174
50	-	50
339,308	-	339,308
396,874	-	396,874
844	94,405	95,249
453,309	-	453,309
<u>\$ 3,641,036</u>	<u>\$ 94,405</u>	<u>\$ 3,735,441</u>
\$ 123,816	\$ -	\$ 123,816
205,423	-	205,423
1,064,623	-	1,064,623
1,281,588	2,791	1,284,379
13,519	-	13,519
2,941,586	-	2,941,586
1,385	-	1,385
45	-	45
<u>\$ 5,631,985</u>	<u>\$ 2,791</u>	<u>\$ 5,634,776</u>
<u>\$ (1,990,949)</u>	<u>\$ 91,614</u>	<u>\$ (1,899,335)</u>
\$ 224,937	\$ -	\$ 224,937
(224,937)	-	(224,937)
4,878	-	4,878
<u>\$ 4,878</u>	<u>\$ -</u>	<u>\$ 4,878</u>
<u>\$ (1,986,071)</u>	<u>\$ 91,614</u>	<u>\$ (1,894,457)</u>
<u>4,240,765</u>	<u>1,949,179</u>	<u>6,189,944</u>
<u>\$ 2,254,694</u>	<u>\$ 2,040,793</u>	<u>\$ 4,295,487</u>

**CROW WING COUNTY
BRainerd, Minnesota**

**BUDGETARY COMPARISON SCHEDULE
SOLID WASTE (NON-LANDFILL) SPECIAL REVENUE FUND
FOR THE YEAR ENDED DECEMBER 31, 2023**

	Budgeted Amounts		Actual	Variance with
	Original	Final	Amounts	Final Budget
REVENUES				
Special assessments	\$ 990,000	\$ 990,000	\$ 1,061,669	\$ 71,669
Intergovernmental	229,700	229,700	261,835	32,135
Charges for services	450,000	450,000	396,874	(53,126)
Miscellaneous	88,000	88,000	439,910	351,910
Total Revenues	\$ 1,757,700	\$ 1,757,700	\$ 2,160,288	\$ 402,588
EXPENDITURES				
Current				
Conservation of natural resources				
Solid waste (non-landfill)	\$ 1,051,995	\$ 1,050,709	\$ 1,271,647	\$ (220,938)
Capital outlay				
Conservation of natural resources	1,150,000	1,150,000	2,941,586	(1,791,586)
Debt service				
Principal	\$ -	\$ -	\$ 1,385	\$ (1,385)
Interest	-	-	45	(45)
Total debt service	\$ -	\$ -	\$ 1,430	\$ (1,430)
Total Expenditures	\$ 2,201,995	\$ 2,200,709	\$ 4,214,663	\$ (2,013,954)
Excess of Revenues Over (Under)				
Expenditures	\$ (444,295)	\$ (443,009)	\$ (2,054,375)	\$ (1,611,366)
OTHER FINANCING SOURCES (USES)				
Transfers in	\$ 125,000	\$ 125,000	\$ 224,937	\$ 99,937
Transfers out	(150,000)	(150,000)	(224,937)	(74,937)
Total Other Financing Sources (Uses)	\$ (25,000)	\$ (25,000)	\$ 4,878	\$ 29,878
Net Change in Fund Balance	\$ (469,295)	\$ (468,009)	\$ (2,049,497)	\$ (1,581,488)
Fund Balance - January 1	3,407,308	3,407,308	3,407,308	-
Fund Balance - December 31	\$ 2,938,013	\$ 2,939,299	\$ 1,357,811	\$ (1,581,488)

**CROW WING COUNTY
BRAINERD, MINNESOTA**

**BUDGETARY COMPARISON SCHEDULE
UNORGANIZED TOWNSHIPS SPECIAL REVENUE FUND
FOR THE YEAR ENDED DECEMBER 31, 2023**

	Budgeted Amounts		Actual	Variance with
	Original	Final	Amounts	Final Budget
REVENUES				
Taxes	\$ 1,268,958	\$ 1,268,958	\$ 1,271,477	\$ 2,519
Special assessments	-	-	103,246	103,246
Licenses and permits	-	-	50	50
Intergovernmental	55,440	55,440	77,473	22,033
Miscellaneous	-	-	31	31
Total Revenues	\$ 1,324,398	\$ 1,324,398	\$ 1,452,277	\$ 127,879
EXPENDITURES				
Current				
General government				
Unorganized township general revenue	\$ 125,460	\$ 125,344	\$ 123,816	\$ 1,528
Public safety				
Unorganized township fire	205,939	205,939	205,423	516
Highways and streets				
Unorganized township roads	1,043,834	1,043,950	1,064,623	(20,673)
Total Expenditures	\$ 1,375,233	\$ 1,375,233	\$ 1,393,862	\$ (18,629)
Net Change in Fund Balance	\$ (50,835)	\$ (50,835)	\$ 58,415	\$ 109,250
Fund Balance - January 1	814,117	814,117	814,117	-
Fund Balance - December 31	\$ 763,282	\$ 763,282	\$ 872,532	\$ 109,250

**CROW WING COUNTY
BRainerd, MINNESOTA**

**BUDGETARY COMPARISON SCHEDULE
DITCH SPECIAL REVENUE FUND
FOR THE YEAR ENDED DECEMBER 31, 2023**

	Budgeted Amounts		Actual	Variance with
	Original	Final	Amounts	Final Budget
REVENUES				
Special assessments	\$ 14,207	\$ 14,207	\$ 14,259	\$ 52
EXPENDITURES				
Current				
Conservation of natural resources				
Ditch	\$ 14,200	\$ 14,200	\$ 9,941	\$ 4,259
Net Change in Fund Balance	\$ 7	\$ 7	\$ 4,318	\$ 4,311
Fund Balance - January 1	17,160	17,160	17,160	-
Fund Balance - December 31	\$ 17,167	\$ 17,167	\$ 21,478	\$ 4,311

Fiduciary Funds

Custodial Funds

Collaborative – This fund is used to account for the activities of the family services collaborative. The collaborative sets goals to address the health, development, educational, and family-related needs of children and youth and uses outcome-based indicators to measure progress toward achieving those goals.

Child Protection Team – The Crow Wing County Child Protection Team fund was created to account for funds raised from the Annual Regional Radiothon to End Child Abuse. The Crow Wing County Child Protection Team consists of various agencies within Crow Wing County that are responsible for deciding how these funds should be used to help prevent child abuse. Currently there are 19 agencies that are members of the CWC Child Protection Team.

Taxes and Penalties – This fund is used to account for the inflows of tax collections and the disbursement of taxes during the settlement process for municipalities within the County.

MN Estate Recoveries – This fund is used to hold the State’s portion of estates from deceased parties within the County until such a time they can be analyzed and disbursed appropriately.

Snowmobile, ATV, Ski Trails – This fund is used to account for grants received for trail maintenance and trail equipment.

Mississippi Headwaters Board – This fund is used to account for the grants or appropriations received by the Board, and the disbursements made in the effort to increase water quality awareness around the Mississippi River.

Lake Improvement Districts – This fund is used to account for the activity of eleven lake improvement districts within the County.

Jail Canteen – This fund is used to account for deposits and withdrawals made by inmates of the Crow Wing County Jail.

Region V+ Adult Mental Health Initiative – This fund is used to account for activity related to enhanced services to vulnerable populations and improve the mental health delivery system for adults with serious and persistent mental illnesses.

State Revenue – This fund is used for the collection of fees on behalf of the State.

Sheriff Foreclosure Sale – This fund is used for the sale of foreclosed property.

Private-Purpose Trust Funds

North Long Lake Sanitary Sewer District (NLLSSD) Trust – This fund is used as a long-term replacement fund for the sewer system of the District.

Social Welfare – This fund is used to account for the activity related to income received and payments made on behalf of individuals for whom the County is responsible to assist in accordance with Minn. Stat. § 256.8.

**CROW WING COUNTY
BRAINERD, MINNESOTA**

**COMBINING STATEMENT OF FIDUCIARY NET POSITION
FIDUCIARY FUNDS – CUSTODIAL FUNDS
DECEMBER 31, 2023**

	Custodial Funds				
	Collaborative	Child Protection Team	Taxes and Penalties	MN Estate Recoveries	Snowmobile, ATV, Ski Trails
ASSETS					
Cash and investments	\$ 61,668	\$ 76,314	\$ 2,328,673	\$ 16,111	\$ 11,217
Due from other governments	71,809	-	-	-	262,897
Taxes for other governments	-	-	1,887,711	-	-
Total Assets	\$ 133,477	\$ 76,314	\$ 4,216,384	\$ 16,111	\$ 274,114
LIABILITIES					
Due to others	\$ -	\$ -	\$ 4,063	\$ -	\$ 274,114
Due to other governments	71,809	-	2,280,942	16,111	-
Total Liabilities	\$ 71,809	\$ -	\$ 2,285,005	\$ 16,111	\$ 274,114
DEFERRED INFLOWS OF RESOURCES					
Property taxes collected for subsequent period	\$ -	\$ -	\$ 43,668	\$ -	\$ -
NET POSITION					
Restricted for:					
Individuals, organizations, and other governments	<u>\$ 61,668</u>	<u>\$ 76,314</u>	<u>\$ 1,887,711</u>	<u>\$ -</u>	<u>\$ -</u>

Custodial Funds						
Mississippi Headwaters Board	Lake Improvement Districts	Jail Canteen	Region V + Adult Mental Health Initiative	State Revenue	Sheriff Foreclosure Sale	Total Custodial Funds
\$ 244,375	\$ 79,432	\$ 56,358	\$ 218,312	\$ 269,526	\$ 65,591	\$ 3,427,577
-	-	-	603,741	2,016	-	940,463
-	-	-	-	-	-	1,887,711
\$ 244,375	\$ 79,432	\$ 56,358	\$ 822,053	\$ 271,542	\$ 65,591	\$ 6,255,751
\$ 648	\$ -	\$ -	\$ 74,516	\$ -	\$ 65,591	\$ 418,932
-	-	-	-	271,542	-	2,640,404
\$ 648	\$ -	\$ -	\$ 74,516	\$ 271,542	\$ 65,591	\$ 3,059,336
\$ -	\$ -	\$ -	\$ -	\$ -	\$ -	\$ 43,668
\$ 243,727	\$ 79,432	\$ 56,358	\$ 747,537	\$ -	\$ -	\$ 3,152,747

**CROW WING COUNTY
BRAINERD, MINNESOTA**

**COMBINING STATEMENT OF CHANGES IN FIDUCIARY NET POSITION
FIDUCIARY FUNDS – CUSTODIAL FUNDS
FOR THE YEAR ENDED DECEMBER 31, 2023**

	Custodial Funds				
	Collaborative	Child Protection Team	Taxes and Penalties	MN Estate Recoveries	Snowmobile, ATV, Ski Trails
ADDITIONS					
Contributions					
Individuals	\$ -	\$ -	\$ -	\$ -	\$ -
Gifts and contributions	290,983	72,468	-	-	-
Property tax collections for other governments	-	-	94,190,499	-	-
License and fees collected for state	-	-	-	-	-
Miscellaneous	-	-	-	863,465	459,203
Total Additions	\$ 290,983	\$ 72,468	\$ 94,190,499	\$ 863,465	\$ 459,203
DEDUCTIONS					
Beneficiary payments to individuals	\$ -	\$ -	\$ -	\$ -	\$ -
Payments of property tax to other governments	-	-	93,516,313	-	-
Administrative expense	1,044	-	-	-	-
Payments to other entities	310,294	69,089	-	863,465	459,203
Total Deductions	\$ 311,338	\$ 69,089	\$ 93,516,313	\$ 863,465	\$ 459,203
NET INCREASE (DECREASE) IN FIDUCIARY NET POSITION	(20,355)	3,379	674,186	-	-
Fiduciary Net Position - Beginning of Year	82,023	72,935	1,213,525	-	-
FIDUCIARY NET POSITION - END OF YEAR	\$ 61,668	\$ 76,314	\$ 1,887,711	\$ -	\$ -

Custodial Funds						
Mississippi Headwaters Board	Lake Improvement Districts	Jail Canteen	Region V + Adult Mental Health Initiative	State Revenue	Sheriff Foreclosure Sale	Total Custodial Funds
\$ -	\$ -	\$ 461,047	\$ -	\$ -	\$ -	\$ 461,047
-	-	-	-	-	-	363,451
-	-	-	-	-	-	94,190,499
-	-	-	-	16,799,635	-	16,799,635
819,449	252,665	-	2,120,281	-	779,561	5,294,624
\$ 819,449	\$ 252,665	\$ 461,047	\$ 2,120,281	\$ 16,799,635	\$ 779,561	\$ 117,109,256
\$ -	\$ -	\$ 443,438	\$ -	\$ -	\$ -	\$ 443,438
-	-	-	-	-	-	93,516,313
1,831	-	-	-	-	-	2,875
837,192	257,828	-	2,222,332	16,799,635	779,561	22,598,599
\$ 839,023	\$ 257,828	\$ 443,438	\$ 2,222,332	\$ 16,799,635	\$ 779,561	\$ 116,561,225
(19,574)	(5,163)	17,609	(102,051)	-	-	548,031
263,301	84,595	38,749	849,588	-	-	2,604,716
\$ 243,727	\$ 79,432	\$ 56,358	\$ 747,537	\$ -	\$ -	\$ 3,152,747

**CROW WING COUNTY
BRAINERD, MINNESOTA**

**COMBINING STATEMENT OF FIDUCIARY NET POSITION
FIDUCIARY FUNDS – PRIVATE-PURPOSE TRUST FUNDS
DECEMBER 31, 2023**

	<u>Private-Purpose Trust</u>		
	<u>NLLSSD</u>	<u>Social Welfare</u>	<u>Total Private-Purpose Trust Funds</u>
ASSETS			
Cash and investments	<u>\$ 12,157</u>	<u>\$ 9,954</u>	<u>\$ 22,111</u>
LIABILITIES			
Due to others	<u>\$ -</u>	<u>\$ 3,188</u>	<u>\$ 3,188</u>
NET POSITION			
Restricted for:			
Individuals, organizations, and other governments	<u>\$ 12,157</u>	<u>\$ 6,766</u>	<u>\$ 18,923</u>

**CROW WING COUNTY
BRAINERD, MINNESOTA**

**COMBINING STATEMENT OF CHANGES IN FIDUCIARY NET POSITION
FIDUCIARY FUNDS – PRIVATE-PURPOSE TRUST FUNDS
FOR THE YEAR ENDED DECEMBER 31, 2023**

	<u>Private-Purpose Trust</u>		<u>Total</u>
	<u>NLLSSD</u>	<u>Social Welfare</u>	<u>Private-Purpose Trust Funds</u>
ADDITIONS			
Contributions			
Individuals	\$ -	\$ 109,242	\$ 109,242
Miscellaneous	1,222	-	1,222
Total Additions	<u>\$ 1,222</u>	<u>\$ 109,242</u>	<u>\$ 110,464</u>
DEDUCTIONS			
Beneficiary payments to individuals	<u>\$ -</u>	<u>\$ 112,736</u>	<u>\$ 112,736</u>
NET INCREASE (DECREASE) IN FIDUCIARY NET POSITION	1,222	(3,494)	(2,272)
Fiduciary Net Position - Beginning of Year	<u>10,935</u>	<u>10,260</u>	<u>21,195</u>
FIDUCIARY NET POSITION - END OF YEAR	<u><u>\$ 12,157</u></u>	<u><u>\$ 6,766</u></u>	<u><u>\$ 18,923</u></u>

This page was left blank intentionally

**CROW WING COUNTY
BRAINERD, MINNESOTA**

**SCHEDULE OF INTERGOVERNMENTAL REVENUE
FOR THE YEAR DECEMBER 31, 2023**

	Governmental Funds and Total Primary Government
<hr/>	
Shared Revenues	
State	
Highway users tax	\$ 11,795,820
Market value credit	167,737
Supplemental taconite credit	132,489
Pension contribution	103,261
Aquatic invasive species aid	462,052
Out of home placement aid	48,877
Disparity reduction aid	14,055
County program aid	2,542,657
Police aid	427,410
Public safety aid	1,522,648
E-911	377,897
Local Homeless Prevention Aid	76,479
Local Housing Aid	157,496
	<hr/>
Total Shared Revenues	\$ 17,828,878
	<hr/>
Reimbursement for Services	
State	
Minnesota Department of Human Services	\$ 4,376,218
	<hr/>
Payments	
Local	
Local contributions	\$ 24,014
Payments in lieu of taxes	709,559
	<hr/>
Total Payments	\$ 733,573
	<hr/>
	(Continued)

**CROW WING COUNTY
BRAINERD, MINNESOTA**

**SCHEDULE OF INTERGOVERNMENTAL REVENUE
FOR THE YEAR DECEMBER 31, 2023
(Continued)**

Grants

State

Minnesota Department of		
Agriculture	\$	2,744
Corrections		1,707,949
Health		766,995
Human Services		3,155,608
Natural Resources		482,684
Public Safety		143,093
Trial Courts		50,495
Iron Range Resources & Rehab Board		13,094
Peace Officers Board		41,418
Pollution Control Agency		359,091
Secretary of State		15,601
Water and Soil Resources		282,007
		<hr/>
Total State	\$	7,020,779

Federal

Department of		
Agriculture	\$	1,167,931
Health and Human Services		5,691,857
Homeland Security		172,292
Housing and Urban Development		4,500,000
Justice		69,570
Transportation		79,064
Treasury		1,541,902
		<hr/>
Total Federal	\$	13,222,616

Total State and Federal Grants	\$	20,243,395
---------------------------------------	-----------	-------------------

Total Intergovernmental Revenue	\$	43,182,064
--	-----------	-------------------

CROW WING COUNTY BRainerd, Minnesota

SCHEDULE OF EXPENDITURES OF FEDERAL AWARDS FOR THE YEAR DECEMBER 31, 2023

Federal Grantor/Pass-Through Grantor/ Program or Cluster Title	Federal Assistance Listing Number	Pass-Through Entity Identifying Number	Federal Expenditures	Passed Through to Subrecipients
U.S. Department of Agriculture				
Passed Through Minnesota Department of Health WIC Special Supplemental Nutrition Program for Women, Infants, and Children	10.557	222MN004W 1003	\$ 370,638	\$ -
Passed Through Minnesota Department of Human Services State Administrative Matching Grants for the Supplemental Nutrition Assistance Program (Part of SNAP Cluster)	10.561	232MN101S2514	\$ 813,007	-
	10.561	232MN101S2520	532	-
	10.561	232MN127Q7503	16,830	-
			<u>830,369</u>	<u>-</u>
Total U.S. Department of Agriculture			\$ 1,201,007	\$ -
U.S. Department of Housing and Urban Development - Community Planning and Development				
Passed Through Minnesota Department of Employment and Economic Development, Business and Community Development COVID-19 Community Development Block Grants	14.228	B-20-DW-27-0001	\$ 5,000,000	\$ 5,000,000
U.S. Department of Justice				
Passed Through Minnesota Department of Public Safety Public Safety Partnership and Community Policing Grants	16.710	Not provided	\$ 2,103	\$ -
Crime Victim Assistance	16.575	F-CVS-2022-CROW WAO	67,467	-
			<u>69,570</u>	<u>-</u>
Total U.S. Department of Justice			\$ 69,570	\$ -
U.S. Department of Transportation				
Passed Through Minnesota Department of Transportation Highway Planning and Construction	20.205	HSIP 1821 (182)	\$ 70,152	-
Passed Through Minnesota Department of Trial Courts Minimum Penalties for Repeat Offenders for Driving While Intoxicated	20.608	Not provided	79,064	-
			<u>149,216</u>	<u>-</u>
Total U.S. Department of Transportation			\$ 149,216	\$ -
U.S. Department of the Treasury				
Direct COVID-19 Coronavirus State and Local Fiscal Recovery Funds	21.027	Not applicable	\$ 1,441,902	\$ 883,478
Local Assistance and Tribal Consistency Fund	21.032	Not applicable	100,000	-
			<u>1,541,902</u>	<u>883,478</u>
Total U.S. Department of Treasury			\$ 1,541,902	\$ 883,478
U.S. Department of Health and Human Services				
Passed Through Minnesota Department of Health Public Health Emergency Preparedness	93.069	NU90TP922026	\$ 55,522	\$ -
Early Hearing Detection and Intervention	93.251	12-700-00059	1,250	-
Rare Disorders: Research, Surveillance, Health Promotion, and Education	93.315	NU50DD000096	225	-
Epidemiology and Laboratory Capacity for Infectious Diseases (ELC)	93.323	NH23IP922628	67,783	-
Temporary Assistance for Needy Families (Total Temporary Assistance for Needy Families 93.558 \$789,743)	93.558	2301MNTANF	103,973	-
Centers for Disease Control and Prevention Collaboration with Academia to Strengthen Public Health	93.967	NE11OE000048	51,481	-
Maternal and Child Health Services Block Grant to the States	93.994	B04MC32551	65,532	-
			(Continued)	

CROW WING COUNTY BRainerd, MINNESOTA

SCHEDULE OF EXPENDITURES OF FEDERAL AWARDS FOR THE YEAR DECEMBER 31, 2023 (Continued)

Federal Grantor/Pass-Through Grantor/ Program or Cluster Title	Federal Assistance Listing Number	Pass-Through Entity Identifying Number	Federal Expenditures	Passed Through to Subrecipients
U.S. Department of Health and Human Services (Continued)				
Passed Through Minnesota Department of Human Services				
MaryLee Allen Promoting Safe and Stable Families Program	93.556	2201MNFPS	\$ 4,387	\$ -
Temporary Assistance for Needy Families	93.558	2301MNTANF	685,770	-
(Total Temporary Assistance for Needy Families 93.558 \$789,743)				
Child Support Services	93.563	2301MNCES	\$ 935,332	-
	93.563	2301MNCSES	259,199	-
Refugee and Entrant Assistance State/Replacement Designee Administered Programs	93.566	2301MNCMA	1,194,531	-
Community-Based Child Abuse Prevention Grants	93.590	2202MNBCAP	2,680	-
Child Care and Development Block Grant (Part of CCDF Cluster)	93.575	2301MNCDF	25,081	-
Stephanie Tubbs Jones Child Welfare Services Program	93.645	2201MNCWSS	37,004	-
Foster Care Title IV-E	93.658	2301MNFOS	6,956	-
Social Services Block Grant	93.667	2301MNSOS	629,784	-
John H. Chafee Foster Care Program for Successful Transition to Adulthood	93.674	2301MNCILP	346,724	-
Children's Health Insurance Program	93.767	2305MNS021	12,633	-
COVID-19 Elder Abuse Prevention Interventions Program	93.747	2101MNAPC6	3,216	-
Medical Assistance Program (Part of Medicaid Cluster)	93.778	2305MNSADM	2,855	-
	93.778	2305MNSMAP	\$ 2,438,677	-
			33,733	-
Block Grants for Community Mental Health Services	93.958	B09SM083980	57,224	-
Block Grants for Prevention and Treatment of Substance Abuse	93.959	B08TI083504	11,936	-
Total U.S. Department of Health and Human Services			\$ 5,838,957	\$ -
U.S. Department of Homeland Security				
Passed Through Minnesota Department of Natural Resources				
Boating Safety Financial Assistance	97.012	Not provided	\$ 28,118	\$ -
Passed Through Minnesota Department of Public Safety				
Disaster Grants - Public Assistance (Presidentially Declared Disasters)	97.036	DR-4666	98,056	19,876
Emergency Management Performance Grants	97.042	F-EMPG-S-2020-CROW WICO-3624	46,118	-
Total U.S. Department of Homeland Security			\$ 172,292	\$ 19,876
Total Federal Expenditures			\$ 13,972,944	\$ 5,903,354

Clusters of programs are groupings of closely related programs that share common requirements.

Total expenditures by cluster are:

SNAP Cluster	\$ 830,369
CCDF Cluster	37,004
Medicaid Cluster	2,472,410

**CROW WING COUNTY
BRainerd, MINNESOTA**

**NOTES TO THE SCHEDULE OF EXPENDITURES OF FEDERAL AWARDS
FOR THE YEAR ENDED DECEMBER 31, 2023**

1. Reporting Entity

The Schedule of Expenditures of Federal Awards presents the activities of federal award programs expended by Crow Wing County. The County's reporting entity is defined in Note I.A. to the financial statements.

2. Basis of Presentation

The accompanying Schedule of Expenditures of Federal Awards includes the federal grant activity of Crow Wing County under programs of the federal government for the year ended December 31, 2023. The information in this schedule is presented in accordance with the requirements of Title 2 U.S. *Code of Federal Regulations* Part 200, *Uniform Administrative Requirements, Cost Principles, and Audit Requirements for Federal Awards* (Uniform Guidance) from the Office of Management and Budget. Because the schedule presents only a selected portion of the operations of Crow Wing County, it is not intended to and does not present the financial position, changes in net position, or cash flows of Crow Wing County.

3. Summary of Significant Accounting Policies

Expenditures reported on the schedule are reported on the modified accrual basis of accounting. Such expenditures are recognized following Uniform Guidance, wherein certain types of expenditures are not allowable or are limited as to reimbursement. Crow Wing County has elected not to use the ten percent de minimis indirect cost rate allowed under the Uniform Guidance.

**CROW WING COUNTY
BRainerd, MINNESOTA**

Reconciliation to Schedule of Intergovernmental Revenue

Federal grant revenue per Schedule of Intergovernmental Revenue	\$ 13,222,616
---	---------------

Grants received more than 60 days after year-end, deferred in 2023

WIC Special Supplemental Nutrition Program for Women, Infants, and Children	33,076
MaryLee Allen Promoting Safe and Stable Families Program	1,097
Temporary Assistance for Needy Families	155,860
Stephanie Tubbs Jones Child Welfare Services Program	1,092
Highway Planning and Construction (Part of Highway Planning and Construction Cluster)	70,152
Community Development Block Grant Coronavirus	500,000

Deferred in 2022, recognized as revenue in 2023

Early Hearing Detection and Intervention	(75)
MaryLee Allen Promoting Safe and Stable Families Program	(1,553)
Stephanie Tubbs Jones Child Welfare Services Program	(2,769)
John H. Chafee Foster Care Program for Successful Transition to Adulthood	(6,552)
Expenditures Per Schedule of Federal Awards	<u>\$ 13,972,944</u>

Statistical Section

This part of Crow Wing County's Annual Comprehensive Financial Report presents detailed information to provide context in understanding the financial statements, note disclosures, and required supplementary information. All portions of this report should be considered when examining the County's overall financial health.

	Page
FINANCIAL TRENDS	
Net Position by Component	138
Changes in Net Position	140
Fund Balances, Governmental Funds	144
Changes in Fund Balances, Governmental Funds	146
REVENUE CAPACITY	
Assessed Value and Estimated Actual Value of Taxable Property	148
Direct and Overlapping Property Tax Rates	150
Principal Property Taxpayers	151
Property Tax Levies and Collections	152
DEBT CAPACITY	
Ratios of Outstanding Debt by Type	153
Direct and Overlapping Governmental Activities Debt	154
Ratios of Net General Bonded Debt Outstanding	155
Legal Debt Margin Information	156
DEMOGRAPHIC AND ECONOMIC INFORMATION	
Demographic and Economic Statistics	158
Principal Employers	159
OPERATING INFORMATION	
Full-Time Equivalent County Government Employees by Function/Program	160
Operating Indicators by Function/Program	162
Capital Asset Statistics by Function/Program	164

Financial Trends schedules contain trend information to help the reader understand how the County's financial performance and well-being have changed over time.

Revenue Capacity schedules contain information to help the reader assess the County's most significant local revenue source, the property tax.

Debt Capacity schedules present information to help the reader assess the affordability of the County's current levels of outstanding debt and the County's ability to issue additional debt in the future.

Demographic and Economic Information schedules offer demographic and economic indicators to help the reader understand the environment within which the County's financial activities take place.

Operating Information schedules contain service and infrastructure data to help the reader understand how the information in the County's financial report relates to the services the County provides and the activities it performs.

Sources: Unless otherwise noted, the information in these schedules is derived from the Annual Comprehensive Financial Report for the relevant year.

CROW WING COUNTY
NET POSITION BY COMPONENT
LAST TEN FISCAL YEARS
(accrual basis of accounting)

	Fiscal Year				
	2014	2015	2016	2017	2018
Governmental activities					
Net investment in capital assets ¹	\$ 146,262,282	\$ 154,361,324	\$ 161,945,002	\$ 175,970,678	\$ 187,498,002
Restricted	14,440,695	14,387,092	16,098,569	23,365,483	26,628,305
Unrestricted	40,448,984	18,313,794	11,487,228	(1,205,633)	(26,000,200)
Total governmental activities net position	<u>\$ 201,151,961</u>	<u>\$ 187,062,210</u>	<u>\$ 189,530,799</u>	<u>\$ 198,130,528</u>	<u>\$ 188,126,107</u>
Business-type activities					
Net investment in capital assets ¹	\$ 3,714,862	\$ 3,230,662	\$ 2,939,450	\$ 2,821,144	\$ 3,727,297
Restricted	1,678,777	1,470,941	1,436,133	1,260,375	1,175,578
Unrestricted	7,138,379	7,664,239	8,335,332	9,022,817	8,677,817
Total business-type activities net position	<u>\$ 12,532,018</u>	<u>\$ 12,365,842</u>	<u>\$ 12,710,915</u>	<u>\$ 13,104,336</u>	<u>\$ 13,580,692</u>
Primary government					
Net investment in capital assets ¹	\$ 149,977,144	\$ 157,591,986	\$ 164,884,452	\$ 178,791,822	\$ 191,225,299
Restricted	16,119,472	15,858,033	17,534,702	24,625,858	27,803,883
Unrestricted	47,587,363	25,978,033	19,822,560	7,817,184	(17,322,383)
Total primary governments activities net position	<u>\$ 213,683,979</u>	<u>\$ 199,428,052</u>	<u>\$ 202,241,714</u>	<u>\$ 211,234,864</u>	<u>\$ 201,706,799</u>

¹In 2023 the County had no debt outstanding so became investment in capital assets.

(Unaudited)

Fiscal Year				
2019	2020	2021	2022	2023
\$ 197,321,553	\$ 213,757,439	\$ 219,184,157	\$ 228,132,270	\$ 246,579,591
24,838,282	20,445,521	23,564,153	25,370,441	22,609,554
(26,095,697)	(18,976,149)	(11,345,372)	(7,859,153)	478,059
<u>\$ 196,064,138</u>	<u>\$ 215,226,811</u>	<u>\$ 231,402,938</u>	<u>\$ 245,643,558</u>	<u>\$ 269,667,204</u>
\$ 6,367,272	\$ 7,443,860	\$ 7,350,755	\$ 6,501,180	\$ 5,858,471
2,017,980	1,766,948	1,790,687	1,331,001	1,208,413
5,631,164	5,572,602	6,255,070	6,864,738	7,738,953
<u>\$ 14,016,416</u>	<u>\$ 14,783,410</u>	<u>\$ 15,396,512</u>	<u>\$ 14,696,919</u>	<u>\$ 14,805,837</u>
\$ 203,688,825	\$ 221,201,299	\$ 226,534,912	\$ 234,633,450	\$ 252,438,062
26,856,262	22,212,469	25,354,840	26,701,442	23,817,967
(20,464,533)	(13,403,547)	(5,090,302)	(994,415)	8,218,055
<u>\$ 210,080,554</u>	<u>\$ 230,010,221</u>	<u>\$ 246,799,450</u>	<u>\$ 260,340,477</u>	<u>\$ 284,474,084</u>

(Unaudited)

CROW WING COUNTY
CHANGES IN NET POSITION
LAST TEN FISCAL YEARS
(accrual basis of accounting)

	Fiscal Year				
	2014	2015	2016	2017	2018
Expenses					
Governmental activities					
General government	\$ 16,542,474	\$ 16,937,785	\$ 17,685,593	\$ 16,513,663	\$ 16,819,477
Public safety	14,045,336	16,111,366	20,329,416	19,750,170	17,875,341
Highways and streets	9,130,552	10,277,136	10,924,855	10,997,480	15,980,286
Sanitation	-	1,102,479	12,833	249	8,333
Health and human services ¹	20,730,571	22,537,452	24,189,396	24,748,890	24,937,883
Health ¹	1,448,443	-	-	-	-
Culture and recreation	741,199	720,945	707,490	822,656	720,633
Conservation of natural resources	1,994,144	1,909,052	1,967,863	2,331,978	2,384,527
Economic development	-	17,053	72,562	50,872	56,416
Interest	1,214,835	1,018,348	828,184	616,015	398,779
Total governmental activities expenses	<u>\$ 65,847,554</u>	<u>\$ 70,631,616</u>	<u>\$ 76,718,192</u>	<u>\$ 75,831,973</u>	<u>\$ 79,181,675</u>
Business-type activities					
Solid waste	\$ 1,981,974	\$ 2,466,616	\$ 2,459,765	\$ 2,560,056	\$ 2,593,282
Total primary governments activities expenses	<u>\$ 67,829,528</u>	<u>\$ 73,098,232</u>	<u>\$ 79,177,957</u>	<u>\$ 78,392,029</u>	<u>\$ 81,774,957</u>
Program Revenues					
Governmental activities					
Charge for services:					
General government	\$ 1,826,772	\$ 2,065,967	\$ 2,166,648	\$ 2,296,987	\$ 3,041,026
Public safety	2,608,265	2,335,386	3,330,412	3,890,005	3,065,290
Highways and streets	336,177	327,438	419,817	231,767	1,469,000
Health and human services ¹	1,786,393	1,861,936	1,913,528	1,610,358	1,418,144
Health ¹	157,675	-	-	-	-
Culture and recreation	-	-	74	22	456
Conservation of natural resources	2,368,173	1,854,236	1,950,817	2,095,457	2,604,681
Economic development	13,656	13,881	13,990	275,152	3,743
Operating grants and contributions	21,384,878	22,449,358	24,608,021	27,224,671	24,411,021
Capital grants and contributions	1,232,623	3,597,081	1,185,355	804,528	6,942,389
Total governmental activities program revenues	<u>\$ 31,714,612</u>	<u>\$ 34,505,283</u>	<u>\$ 35,588,662</u>	<u>\$ 38,428,947</u>	<u>\$ 42,955,750</u>
Business-type activities					
Charges for services:					
Solid Waste	\$ 2,132,298	\$ 2,327,381	\$ 2,721,935	\$ 2,838,890	\$ 2,921,411
Operating grants and contributions	-	-	596	46	-
Total business-type activities program revenues	<u>\$ 2,132,298</u>	<u>\$ 2,327,381</u>	<u>\$ 2,722,531</u>	<u>\$ 2,838,936</u>	<u>\$ 2,921,411</u>
Total primary governments activities program revenues	<u>\$ 33,846,910</u>	<u>\$ 36,832,664</u>	<u>\$ 38,311,193</u>	<u>\$ 41,267,883</u>	<u>\$ 45,877,161</u>
Net (Expense) Revenue					
Governmental activities	\$ (34,132,942)	\$ (36,126,333)	\$ (41,129,530)	\$ (37,403,026)	\$ (36,225,925)
Business-type activities	150,324	(139,235)	262,766	278,880	328,129
Total primary government net expense	<u>\$ (33,982,618)</u>	<u>\$ (36,265,568)</u>	<u>\$ (40,866,764)</u>	<u>\$ (37,124,146)</u>	<u>\$ (35,897,796)</u>

¹In 2015 the County combined the functions of Health and Human Services.

(Unaudited)

Fiscal Year				
2019	2020	2021	2022	2023
\$ 17,623,743	\$ 17,438,271	\$ 16,997,377	\$ 20,605,635	\$ 16,821,565
18,519,174	18,124,461	19,372,688	21,287,496	22,638,646
13,760,044	14,050,967	12,610,573	15,223,290	15,976,596
5,533	5,589	5,645	5,701	-
25,616,323	25,004,482	23,490,682	25,344,475	27,426,859
-	-	-	-	-
712,275	740,934	729,739	815,011	894,471
3,055,512	3,614,092	3,199,213	3,002,939	2,794,932
47,689	5,945,478	1,286,835	3,024,892	6,296,134
169,040	25,584	10,461	4,124	112,636
<u>\$ 79,509,333</u>	<u>\$ 84,949,858</u>	<u>\$ 77,703,213</u>	<u>\$ 89,313,563</u>	<u>\$ 92,961,839</u>
<u>\$ 2,632,683</u>	<u>\$ 2,578,034</u>	<u>\$ 2,666,038</u>	<u>\$ 4,040,743</u>	<u>\$ 3,580,445</u>
<u>\$ 82,142,016</u>	<u>\$ 87,527,892</u>	<u>\$ 80,369,251</u>	<u>\$ 93,354,306</u>	<u>\$ 96,542,284</u>
\$ 3,021,334	\$ 2,461,388	\$ 2,910,047	\$ 2,973,911	\$ 2,929,449
2,800,353	2,087,797	1,970,045	1,899,752	2,241,448
2,304,444	2,267,984	1,003,330	1,268,753	2,075,769
1,440,180	1,834,082	1,908,688	2,073,025	2,519,065
-	-	-	-	-
-	2,359	356	4,100	1,755
2,933,867	3,577,902	4,213,578	3,453,735	5,398,309
-	-	-	208	1,223
23,751,768	36,419,534	25,278,763	33,991,421	37,973,366
7,620	2,466,458	1,375,822	1,785,780	716,263
<u>\$ 36,259,566</u>	<u>\$ 51,117,504</u>	<u>\$ 38,660,629</u>	<u>\$ 47,450,685</u>	<u>\$ 53,856,647</u>
\$ 2,909,938	\$ 3,196,269	\$ 3,145,104	\$ 3,205,229	\$ 3,464,426
-	-	-	-	-
<u>\$ 2,909,938</u>	<u>\$ 3,196,269</u>	<u>\$ 3,145,104</u>	<u>\$ 3,205,229</u>	<u>\$ 3,464,426</u>
<u>\$ 39,169,504</u>	<u>\$ 54,313,773</u>	<u>\$ 41,805,733</u>	<u>\$ 50,655,914</u>	<u>\$ 57,321,073</u>
\$ (43,249,767)	\$ (33,832,354)	\$ (39,042,584)	\$ (41,862,878)	\$ (39,105,192)
277,255	618,235	479,066	(835,514)	(116,019)
<u>\$ (42,972,512)</u>	<u>\$ (33,214,119)</u>	<u>\$ (38,563,518)</u>	<u>\$ (42,698,392)</u>	<u>\$ (39,221,211)</u>

(Continued)

(Unaudited)

CROW WING COUNTY
CHANGES IN NET POSITION
LAST TEN FISCAL YEARS
(accrual basis of accounting)
(Continued)

	Fiscal Year				
	2014	2015	2016	2017	2018
General Revenues and Other Changes in Net Position					
Governmental activities:					
Taxes					
Property taxes	\$ 35,541,480	\$ 35,684,227	\$ 35,457,806	\$ 36,033,341	\$ 36,269,538
Transportation sales and use tax	-	-	4,020,905	6,077,340	6,417,078
Mortgage registry and deed tax	72,421	73,139	94,583	106,854	105,494
Payments in lieu of tax	505,570	505,242	505,634	492,162	562,442
Unrestricted grants and contributions	2,570,579	2,814,469	2,752,954	2,651,420	2,839,173
Investment income	348,758	450,410	436,639	353,506	897,569
Miscellaneous	224,011	291,139	329,598	288,132	222,925
Total governmental activities	<u>\$ 39,262,819</u>	<u>\$ 39,818,626</u>	<u>\$ 43,598,119</u>	<u>\$ 46,002,755</u>	<u>\$ 47,314,219</u>
Business-type activities:					
Unrestricted grants and contributions	\$ 595	\$ 595	\$ 595	\$ 595	\$ 595
Investment income	60,762	73,736	81,712	108,861	140,327
Total business-type activities	<u>\$ 61,357</u>	<u>\$ 74,331</u>	<u>\$ 82,307</u>	<u>\$ 109,456</u>	<u>\$ 140,922</u>
Total primary government	<u><u>\$ 39,324,176</u></u>	<u><u>\$ 39,892,957</u></u>	<u><u>\$ 43,680,426</u></u>	<u><u>\$ 46,112,211</u></u>	<u><u>\$ 47,455,141</u></u>
Change in Net Position					
Governmental activities	\$ 5,129,877	\$ 3,692,293	\$ 2,468,589	\$ 8,599,729	\$ 11,088,294
Business-type activities	211,681	(64,904)	345,073	388,336	469,051
Total primary government	<u><u>\$ 5,341,558</u></u>	<u><u>\$ 3,627,389</u></u>	<u><u>\$ 2,813,662</u></u>	<u><u>\$ 8,988,065</u></u>	<u><u>\$ 11,557,345</u></u>

(Unaudited)

Fiscal Year				
2019	2020	2021	2022	2023
\$ 38,217,125	\$ 40,749,596	\$ 42,460,710	\$ 44,949,872	\$ 46,043,025
7,003,669	7,554,696	8,627,535	9,609,335	9,764,732
112,094	152,553	182,819	164,167	116,424
573,695	572,945	574,414	580,909	709,559
2,933,555	3,295,298	3,298,719	2,972,375	2,872,539
1,650,168	1,124,483	(260,361)	(2,573,817)	3,543,311
178,817	168,473	334,875	400,657	79,248
<u>\$ 50,669,123</u>	<u>\$ 53,618,044</u>	<u>\$ 55,218,711</u>	<u>\$ 56,103,498</u>	<u>\$ 63,128,838</u>
\$ 595	\$ -	\$ -	\$ -	\$ -
157,874	148,759	134,036	135,921	224,937
<u>\$ 158,469</u>	<u>\$ 148,759</u>	<u>\$ 134,036</u>	<u>\$ 135,921</u>	<u>\$ 224,937</u>
<u>\$ 50,827,592</u>	<u>\$ 53,766,803</u>	<u>\$ 55,352,747</u>	<u>\$ 56,239,419</u>	<u>\$ 63,353,775</u>
\$ 7,419,356	\$ 19,785,690	\$ 16,176,127	\$ 14,240,620	\$ 24,023,646
435,724	766,994	613,102	(699,593)	108,918
<u>\$ 7,855,080</u>	<u>\$ 20,552,684</u>	<u>\$ 16,789,229</u>	<u>\$ 13,541,027</u>	<u>\$ 24,132,564</u>

(Unaudited)

CROW WING COUNTY
FUND BALANCES, GOVERNMENTAL FUNDS
LAST TEN FISCAL YEARS
(modified accrual basis of accounting)

	Fiscal Year				
	2014	2015	2016	2017	2018
General Fund					
Nondisposable	\$ 115,000	\$ 15,000	\$ 88,478	\$ 722,070	\$ 482,643
Restricted	2,316,891	1,534,345	1,342,572	1,230,717	1,403,453
Committed	1,405,253	1,592,561	1,713,514	1,903,387	2,214,897
Unassigned	12,444,007	13,265,687	13,286,490	9,839,901	8,623,412
Total General Fund	<u>\$ 16,281,151</u>	<u>\$ 16,407,593</u>	<u>\$ 16,431,054</u>	<u>\$ 13,696,075</u>	<u>\$ 12,724,405</u>
 All Other Governmental Funds					
Nondisposable	\$ 2,844,125	\$ 2,888,674	\$ 2,954,769	\$ 2,795,080	\$ 2,762,192
Restricted	9,164,679	9,949,073	11,712,750	13,417,206	16,595,773
Committed	6,447,090	3,635,338	4,267,218	3,063,645	3,803,621
Assigned	14,972,976	13,875,559	11,802,920	12,323,648	9,477,041
Unassigned	-	-	-	-	(148,623)
Total all other governmental funds	<u>\$ 33,428,870</u>	<u>\$ 30,348,644</u>	<u>\$ 30,737,657</u>	<u>\$ 31,599,579</u>	<u>\$ 32,490,004</u>

(Unaudited)

Fiscal Year				
2019	2020	2021	2022	2023
\$ 442,045	\$ 540,196	\$ 926,764	\$ 1,016,863	\$ 647,967
1,107,828	2,423,920	1,880,627	2,447,981	5,274,709
1,955,062	1,915,722	2,079,261	2,223,355	2,148,098
8,868,911	11,766,342	11,121,436	9,115,040	11,913,064
<u>\$ 12,373,846</u>	<u>\$ 16,646,180</u>	<u>\$ 16,008,088</u>	<u>\$ 14,803,239</u>	<u>\$ 19,983,838</u>
\$ 2,834,890	\$ 2,508,942	\$ 3,036,136	\$ 2,990,976	\$ 2,704,511
17,063,285	12,222,040	15,412,641	13,355,453	9,496,417
3,800,188	322	4,738,149	4,365,813	2,521,780
5,007,122	14,091,448	15,392,099	23,283,337	26,948,376
689,863	-	-	-	(28,714)
<u>\$ 29,395,348</u>	<u>\$ 28,822,752</u>	<u>\$ 38,579,025</u>	<u>\$ 43,995,579</u>	<u>\$ 41,642,370</u>

(Unaudited)

CROW WING COUNTY
CHANGES IN FUND BALANCES, GOVERNMENTAL FUNDS
LAST TEN FISCAL YEARS
(modified accrual basis of accounting)

	Fiscal Year				
	2014	2015	2016	2017	2018
REVENUES					
Taxes	\$ 35,692,434	\$ 35,867,692	\$ 39,712,574	\$ 42,436,831	\$ 42,467,215
Special assessments	613,607	608,992	621,398	724,944	632,609
Licenses and permits	1,073,536	1,281,108	1,050,158	1,697,062	1,389,658
Intergovernmental	28,043,509	28,052,796	28,124,758	30,508,611	34,554,701
Charges for services	5,883,900	5,434,236	6,139,651	6,330,045	6,941,495
Fines and forfeits	41,724	45,354	64,349	92,135	90,609
Gifts and contributions	31,681	71,420	64,024	58,690	42,060
Investment earnings	364,783	529,616	616,672	427,982	965,654
Sales	364,344	622,047	753,533	831,225	1,248,078
Miscellaneous	2,728,398	2,492,269	2,954,330	2,525,559	2,280,653
Total Revenues	\$ 74,837,916	\$ 75,005,530	\$ 80,101,447	\$ 85,633,084	\$ 90,612,732
EXPENDITURES					
Current					
General government	\$ 13,828,033	\$ 14,461,781	\$ 14,650,561	\$ 14,076,747	\$ 14,575,517
Public safety	12,605,736	14,225,602	15,577,683	17,246,989	17,983,983
Highways and streets	6,579,224	7,011,820	7,715,638	7,031,539	11,673,819
Health and human services ¹	20,762,422	22,113,076	23,440,807	23,005,362	23,377,256
Sanitation	-	1,239,329	58,868	3,533	-
Culture and recreation	727,300	663,326	688,256	767,105	676,807
Conservation of natural resources	2,276,905	2,777,174	2,503,865	3,435,452	3,047,423
Economic development	-	17,053	72,562	50,872	56,416
Capital outlay ²	-	-	-	-	-
General government	443,895	436,883	1,170,319	1,490,007	2,216,513
Public safety	1,004,799	434,930	343,511	904,588	530,386
Highways and streets	8,707,930	9,195,148	7,603,072	13,833,479	10,689,220
Health and human services ¹	47,000	20,072	12,753	-	-
Culture and recreation	25,211	18,992	434,752	63,266	54,737
Conservation of natural resources	57,229	57,229	57,229	81,172	277,771
Intergovernmental					
Highways and streets	331,178	350,932	364,361	364,212	424,552
Debt service					
Principal	4,432,750	3,907,750	4,091,205	4,284,050	4,650,065
Interest	1,421,596	1,203,941	1,010,687	807,095	592,652
Administrative charges	850	5,675	4,974	1,183	2,887
Total Expenditures	\$ 74,662,802	\$ 78,140,713	\$ 79,801,103	\$ 87,446,651	\$ 90,830,004
Excess of revenues over (under) expenditures	\$ 175,114	\$ (3,135,183)	\$ 300,344	\$ (1,813,567)	\$ (217,272)
OTHER FINANCING SOURCES (USES)					
Transfers in	\$ 122,772	\$ 187,110	\$ 304,050	\$ 3,130,795	\$ 1,065,950
Transfers out	(122,772)	(187,110)	(304,050)	(3,130,795)	(1,065,950)
Bonds and notes issued	-	136,850	46,035	3,284	-
Proceeds from sale of capital assets	-	-	-	124,263	35,691
Insurance proceeds	-	-	-	111,815	83,217
Issuance of lease liability	-	-	-	-	-
Issuance of subscription liability	-	-	-	-	-
Total Other Financing Sources (Uses)	\$ -	\$ 136,850	\$ 46,035	\$ 239,362	\$ 118,908
Net Change in Fund Balances	\$ 175,114	\$ (2,998,333)	\$ 346,379	\$ (1,574,205)	\$ (98,364)
Debt service as a percentage of noncapital expenditures	9.1%	7.5%	7.3%	7.2%	6.8%

¹In 2015 the County combined the functions of Health and Human Services.

(Unaudited)

Fiscal Year				
2019	2020	2021	2022	2023
\$ 44,957,327	\$ 49,004,099	\$ 51,629,984	\$ 54,536,486	\$ 55,695,308
622,306	631,485	637,538	1,057,240	1,179,174
1,442,678	1,738,757	1,920,482	1,867,514	2,011,136
28,105,222	42,729,869	30,084,217	34,793,361	43,182,064
7,590,750	7,355,926	6,412,243	6,561,879	7,410,975
68,671	30,940	55,678	50,212	25,001
36,985	21,769	122,046	51,077	29,559
1,864,274	1,415,942	(145,427)	(2,433,648)	4,005,783
1,228,569	1,810,083	2,297,698	1,563,959	2,647,807
2,062,777	1,897,651	2,124,199	2,935,516	3,079,905
<u>\$ 87,979,559</u>	<u>\$ 106,636,521</u>	<u>\$ 95,138,658</u>	<u>\$ 100,983,596</u>	<u>\$ 119,266,712</u>
\$ 14,809,508	\$ 16,542,023	\$ 16,301,272	\$ 19,760,495	\$ 20,727,581
18,526,526	19,072,562	19,129,308	19,738,180	22,424,216
8,310,991	8,181,981	7,310,377	9,448,315	9,747,375
24,867,762	24,370,518	23,506,669	24,097,379	26,070,605
-	-	-	-	-
681,744	650,521	621,637	680,830	684,685
3,409,585	3,678,901	3,542,174	3,626,299	4,234,638
47,688	5,945,477	1,286,835	28,160	5,013,519
-	-	-	-	-
1,260,530	290,358	114,011	1,165,448	1,975,740
3,257,106	1,124,262	912,460	533,737	577,868
10,565,095	15,369,684	12,341,278	15,344,866	21,831,863
42,887	1,434	-	26,028	101,681
66,905	109,455	-	-	-
831,842	1,164,245	1,099,051	1,746,416	3,356,775
-	-	-	-	-
420,909	437,955	403,021	601,264	436,111
-	-	-	-	-
4,678,200	4,900,850	196,000	201,150	639,504
368,006	133,371	10,746	5,444	116,462
1,634	178	635	593	-
<u>\$ 92,146,918</u>	<u>\$ 101,973,775</u>	<u>\$ 86,775,474</u>	<u>\$ 97,004,604</u>	<u>\$ 117,938,623</u>
\$ (4,167,359)	\$ 4,662,746	\$ 8,363,184	\$ 3,978,992	\$ 1,328,089
\$ 1,203,087	\$ 156,553	\$ 1,475,269	\$ 884,907	\$ 2,637,478
(1,203,087)	(156,553)	(1,475,269)	(884,907)	(2,637,478)
-	-	-	-	-
61,663	14,475	57,830	130,648	104,668
39,734	70,141	70,894	71,570	121,477
-	-	-	30,495	173,722
-	-	-	-	1,099,434
<u>\$ 101,397</u>	<u>\$ 84,616</u>	<u>\$ 128,724</u>	<u>\$ 232,713</u>	<u>\$ 1,499,301</u>
<u>\$ (4,065,962)</u>	<u>\$ 4,747,362</u>	<u>\$ 8,491,908</u>	<u>\$ 4,211,705</u>	<u>\$ 2,827,390</u>
6.6%	6.0%	0.3%	0.3%	0.8%

(Unaudited)

CROW WING COUNTY
ASSESSED VALUE AND ESTIMATED ACTUAL VALUE OF TAXABLE PROPERTY
LAST TEN FISCAL YEARS

Assessment Year Ended December 31	Payable Year Ended December 31¹	Residential Homestead Property	Residential Non - Homestead Property	Commercial Industrial Property	Agricultural Property	Commercial Residential Seasonal/Rec. Property
2013	2014	33,817,682 34.36%	6,193,124 6.29	15,357,315 15.60	5,449,292 5.54	37,448,265 38.04
2014	2015	34,354,193 34.51%	6,545,894 6.57	15,149,613 15.22	5,235,764 5.26	38,132,690 38.30
2015	2016	36,087,799 35.16%	6,808,652 6.64	14,786,101 14.41	5,314,328 5.18	39,472,324 38.47
2016	2017	37,829,072 35.56%	7,082,810 6.66	14,941,071 14.05	5,321,937 5.00	40,843,109 38.40
2017	2018	39,112,439 36.17%	7,115,058 6.58	14,580,066 13.48	5,541,411 5.12	41,283,081 38.18
2018	2019	41,239,092 36.71%	7,181,167 6.39	14,948,409 13.31	5,709,185 5.08	42,946,574 38.23
2019	2020	44,140,564 39.29%	8,274,285 7.37	14,712,046 13.10	5,776,005 5.14	45,150,446 40.19
2020	2021	47,306,557 39.94%	9,419,955 7.95	15,554,536 13.13	6,234,052 5.26	45,769,127 38.64
2021	2022	52,253,864 41.90%	13,955,725 11.19	15,965,156 12.80	6,188,924 4.96	48,979,232 39.28
2022	2023	74,170,409 53.71%	16,738,179 12.12	17,867,750 12.94	8,055,383 5.83	66,272,209 47.99

Source: Land Services

¹Applicable taxes are collectible in the subsequent year.

²Total direct tax rate shown is for the payable year.

³Property estimated market value is for the assessment year indicated.

(Unaudited)

Other Property	Personal Property	Less: Tax Incremented Financing	Total Taxable Assessed Value	Total Direct Tax Rate²	Actual Taxable Value³	Assessed Value as a Percentage of Actual Value
185,960 0.19	1,121,697 1.14	1,139,339 (1.16)	98,433,996 100.00%	35.269%	9,121,473,200	1.079%
167,745 0.17	1,108,003 1.11	1,130,367 (1.14)	99,563,535 100.00%	34.653%	9,235,920,600	1.078%
166,072 0.16	1,144,562 1.12	1,170,572 (1.14)	102,609,266 100.00%	33.574%	9,548,387,800	1.075%
175,891 0.17	1,213,309 1.14	1,042,600 (0.98)	106,364,599 100.00%	32.308%	9,885,450,596	1.076%
232,899 0.22	1,286,454 1.19	1,018,439 (0.94)	108,132,969 100.00%	31.741%	10,077,476,226	1.073%
173,599 0.15	1,238,974 1.10	1,091,785 (0.97)	112,345,215 100.00%	32.689%	10,476,197,170	1.072%
174,957 0.16	1,232,908 1.10	1,017,579 (0.91)	118,443,632 105.44%	33.154%	11,041,783,697	1.073%
172,900 0.15	1,311,286 1.11	1,064,248 (0.90)	124,704,165 105.28%	33.069%	11,617,920,173	1.073%
137,884 0.11	1,573,795 1.26	951,232 (0.76)	138,103,348 110.74%	31.650%	25,476,280,238	0.542%
163,468 0.12	2,152,124 1.56	1,044,884 (0.76)	184,374,638 133.51%	24.067%	33,942,834,522	0.543%

(Unaudited)

**CROW WING COUNTY
DIRECT AND OVERLAPPING PROPERTY TAX RATES
LAST TEN FISCAL YEARS**

	Year Taxes Are Payable									
	2014	2015	2016	2017	2018	2019	2020	2021	2022	2023
County Direct Rates										
General revenue	18.303 %	18.483 %	17.953 %	16.575 %	15.684 %	16.175 %	18.162 %	18.654 %	18.513 %	14.536 %
Road and bridge	3.904	3.644	3.343	1.966	1.886	1.681	1.594	1.515	1.395	1.066
Community services	6.344	5.904	5.705	7.209	8.552	9.781	11.418	11.007	10.222	7.459
Capital Projects	0.917	0.906	1.048	1.241	0.390	-	1.442	1.370	1.114	0.708
Bonded debt	5.100	5.034	4.884	4.711	4.634	4.484	-	-	-	-
Transit system	0.036	0.035	0.014	0.002	0.002	-	-	-	-	-
Airport bonds	0.101	0.090	0.087	0.084	0.082	0.079	0.075	0.081	-	-
Library	0.564	0.557	0.540	0.520	0.511	0.489	0.463	0.442	0.406	0.298
Total direct rate	35.269 %	34.653 %	33.574 %	32.308 %	31.741 %	32.689 %	33.154 %	33.069 %	31.650 %	24.067 %
Cities										
Baxter	54.563 %	53.281 %	53.426 %	50.313 %	51.423 %	52.949 %	55.788 %	56.755 %	57.529 %	51.709 %
Brainerd	64.879	71.659	74.579	75.058	77.420	80.385	79.332	73.430	70.911	58.664
Breezy Point	44.389	44.175	42.683	42.454	42.870	42.048	46.697	45.478	47.605	36.961
Crosby	121.245	117.873	116.408	106.766	103.187	104.352	114.201	90.348	88.062	68.303
Crosslake	23.824	24.518	27.643	28.134	29.088	30.157	30.684	30.357	27.469	20.886
Cuyuna	57.443	60.047	55.893	57.466	61.128	57.432	55.101	49.306	52.404	49.950
Deerwood	92.880	93.798	95.337	95.395	90.776	95.971	89.193	85.786	81.233	66.305
Emily	40.146	41.507	39.278	41.665	41.632	41.457	37.374	37.486	38.376	30.493
Fifty Lakes	24.122	24.944	24.390	23.480	23.452	22.305	22.147	22.383	21.443	19.034
Fort Ripley	26.224	25.202	26.339	27.830	27.577	29.068	28.332	27.515	29.489	24.742
Garrison	68.487	67.769	69.215	71.537	70.426	71.531	75.015	81.179	82.703	72.710
Ironton	146.417	156.855	115.073	126.202	108.297	105.692	102.359	101.030	74.673	72.469
Jenkins	56.787	62.062	57.126	56.120	56.748	58.132	56.030	51.002	56.052	43.220
Manhattan Beach	26.541	27.011	27.094	23.602	23.999	22.060	20.904	19.736	18.093	13.378
Nisswa	30.996	31.029	30.778	30.428	31.577	33.215	31.642	30.885	31.039	25.580
Pequot Lakes	71.181	63.037	57.118	56.577	57.140	57.385	56.412	55.354	51.748	50.089
Riverton	46.641	45.075	46.551	42.496	40.409	38.454	39.239	38.484	35.433	30.949
Trommald	45.947	46.111	44.676	42.711	40.829	39.794	43.872	40.677	37.158	28.188
Townships										
Bay Lake fire district 1	6.148	6.446	9.343	9.037	9.706	8.825	8.927	9.830	9.469	7.480
Bay Lake fire district 2	6.652	6.797	9.938	9.603	9.482	9.224	9.141	10.122	9.782	7.689
Center	17.644	17.429	17.334	16.397	16.160	16.403	18.559	17.389	18.476	12.556
Crow Wing	20.483	21.529	20.152	30.875	29.795	27.252	25.590	23.332	22.082	20.477
Daggett Brook	24.230	25.005	23.794	22.614	20.700	18.062	17.295	16.206	15.660	12.890
Deerwood	15.624	17.074	17.356	17.347	17.964	20.059	19.483	18.421	16.416	11.889
Fairfield	21.821	21.925	21.436	21.868	21.191	20.102	19.405	18.298	17.852	11.569
Fort Ripley	16.907	14.039	13.532	5.660	7.867	12.501	11.366	14.651	14.982	11.519
Gail Lake	10.232	10.415	10.090	9.780	9.522	9.191	9.012	8.921	8.461	3.256
Garrison	13.747	14.003	16.476	17.999	19.882	21.704	21.358	20.663	18.373	13.667
Ideal	10.324	10.537	10.610	10.452	10.723	10.250	9.829	11.445	10.578	8.664
Irondale	51.190	50.748	47.054	45.366	44.401	45.161	41.597	40.321	34.150	27.340
Jenkins	10.784	13.094	13.077	12.425	11.823	10.942	10.691	10.437	9.864	7.209
Lake Edward	9.714	9.607	9.315	9.032	8.836	8.367	8.260	7.807	7.330	5.384
Little Pine	26.908	33.396	31.105	31.228	29.022	29.134	28.712	27.712	26.444	22.501
Long Lake	16.507	17.408	16.630	17.300	17.663	15.922	15.993	14.789	12.834	11.612
Maple Grove	12.763	13.002	11.780	10.381	10.039	9.990	11.225	13.272	12.486	9.209
Mission	17.642	18.045	18.483	18.665	17.329	17.768	15.855	11.983	12.917	11.150
Nokay Lake	25.591	25.746	25.894	24.949	29.182	31.504	34.301	38.313	34.614	25.853
Oak Lawn	21.863	22.149	20.286	19.252	19.176	18.098	20.689	18.572	17.687	14.219
Pelican	9.186	10.217	10.687	11.253	11.975	12.090	11.790	11.381	9.427	6.381
Perry Lake	10.689	11.797	12.259	12.166	12.142	11.894	11.617	11.341	10.493	7.608
Platte Lake	18.115	18.370	17.704	24.459	17.341	16.829	16.558	15.281	16.902	11.992
Rabbit Lake	30.696	30.840	30.255	28.294	28.460	27.096	26.205	23.729	22.708	16.335
Roosevelt	19.988	20.180	25.045	25.019	24.000	18.064	17.093	15.137	13.525	7.414
Ross Lake	11.309	10.998	9.623	9.929	10.848	10.955	12.056	14.544	13.038	10.560
St. Mathias	23.674	25.096	25.889	24.019	24.830	24.105	24.091	22.309	20.765	18.525
Timothy	6.514	6.622	6.618	6.566	6.565	6.480	6.184	5.089	5.304	3.586
Wolford	16.349	15.892	15.787	15.804	16.919	16.669	16.590	15.659	15.406	11.183
Unorganized - Dean Lake	31.214	33.972	32.889	35.055	34.462	34.471	17.831	21.505	26.524	25.068
Unorganized - 1st Asmnt	10.300	10.231	9.938	10.360	11.169	11.816	12.344	12.525	12.167	9.073
School Districts										
001 - Aitkin	3.029	3.400	4.604	4.030	4.435	4.068	3.975	3.404	7.786	6.087
181 - Brainerd	24.952	25.520	25.443	24.739	24.833	29.988	29.058	29.146	27.457	21.489
182 - Crosby	15.452	15.291	15.056	15.087	15.536	15.524	15.111	13.523	13.052	9.993
186 - Pequot Lakes	14.807	13.768	14.019	12.954	12.833	12.809	12.170	11.529	10.459	7.971
480 - Onamia	19.415	13.622	22.369	19.704	19.837	21.572	20.820	18.158	17.363	13.460
482 - Little Falls	14.160	14.648	14.544	21.395	21.104	21.060	20.814	18.575	17.459	15.112
484 - Pierz	21.089	19.595	18.695	18.789	16.672	28.851	29.571	28.392	28.598	25.939
2174 - Pine River	6.332	6.060	6.560	5.447	7.022	6.741	6.233	6.113	5.981	3.876
Special Districts										
Region five	0.133	0.133	0.131	0.131	0.134	0.133	0.128	0.125	0.120	0.093
County HRA	0.064	0.063	0.062	0.103	0.101	0.098	0.687	0.653	0.600	0.451
Cuyuna hospital district	1.181	1.174	1.141	1.114	1.083	1.052	0.993	0.951	0.868	0.630
Thirty lakes watershed	-	-	-	-	-	-	-	-	-	-
Brainerd HRA	1.677	1.702	1.669	1.687	1.725	1.719	1.692	1.622	1.664	1.408
Pequot Lakes HRA	1.483	1.442	1.406	1.355	1.334	1.292	1.193	1.387	1.325	1.112
Mille Lacs sewer district	21.676	21.766	23.062	22.968	22.593	22.025	21.923	20.974	18.389	15.510

Source: Land Services

(Unaudited)

**CROW WING COUNTY
PRINCIPAL PROPERTY TAXPAYERS
CURRENT YEAR AND NINE YEARS AGO**

Taxpayer	2023			2014		
	Net Tax Capacity Value	Rank	Percentage of Total Taxable Net Tax Capacity Value	Net Tax Capacity Value	Rank	Percentage of Total Taxable Net Tax Capacity Value
Burlington Northern Santa Fe Railroad	\$ 699,690	1	0.38 %			
Northern States Power	688,708	2	0.37			
Minnesota Power and Light	662,976	3	0.36	\$ 418,247	2	0.42 %
Brainerd Lakes Integrated Health	519,880	4	0.28	215,992	10	0.22
Mills Property Investments LLC	443,870	5	0.24	753,531	1	0.76
SUSO 2 Brainerd LP	372,013	6	0.20			
Etoc Co. Inc.	291,407	7	0.16	405,918	3	0.41
Enbridge Energy Partners LP	259,766	8	0.14			
Great River Energy	236,198	9	0.13	348,761	4	0.35
Crow Wing Coop Power & Light	230,609	10	0.13	243,550	9	0.24
Xcel Energy				341,860	5	0.34
Whitebitch Inc.				274,632	6	0.28
KTJ Limited Partnership				259,918	7	0.26
Burlington Northern Santa Fe Railroad				251,485	8	0.25
Total	<u>\$ 4,405,117</u>		<u>2.39 %</u>	<u>\$ 3,513,894</u>		<u>3.53 %</u>

Source: Land Services; 2014 Annual Comprehensive Financial Report

(Unaudited)

**CROW WING COUNTY
PROPERTY TAX LEVIES AND COLLECTIONS
LAST TEN FISCAL YEARS**

Fiscal Year Ended December 31	Taxes Levied for the Fiscal Year¹	Collected within the Fiscal Year of the Levy		Collections in Subsequent Years	Total Collections to Date	
		Amount	Percentage of Levy		Amount	Percentage of Levy
2014	\$ 33,998,443	\$ 33,431,295	98.33 %	\$ 516,988	\$ 33,948,283	99.85 %
2015	33,812,569	33,267,090	98.39	431,068	33,698,158	99.66
2016	33,803,532	33,284,458	98.46	401,060	33,685,518	99.65
2017	33,759,283	33,299,392	98.64	311,699	33,611,091	99.56
2018	33,735,266	33,252,082	98.57	377,032	33,629,114	99.69
2019	35,947,543	35,055,616	97.52	692,898	35,748,514	99.45
2020	38,474,200	37,993,013	98.75	335,293	38,328,306	99.62
2021	41,074,898	40,653,166	98.97	291,795	40,944,960	99.68
2022	42,701,082	41,043,271	96.12	298,240	41,341,511	96.82
2023	44,001,902	42,834,093	97.35	-	42,834,093	97.35

Source: Land Services

¹The net levy has been adjusted for abatements and additions

(Unaudited)

CROW WING COUNTY
RATIOS OF OUTSTANDING DEBT BY TYPE
LAST TEN FISCAL YEARS

Fiscal Year	Governmental Activities							Total Primary Government	Percentage of Personal Income (1)	Per Capita (1)
	General Obligation Bonds	Revenue Notes (3)	Certificates of Participation	Lease Payable to Component Unit	Lease Liability	Subscription Liability	Capital Lease			
2014	\$ 28,740,498	\$ -	-	\$ -	\$ -	\$ -	\$ 916,900	\$ 29,657,398	1.20 %	\$ 469
2015	24,369,592	136,850	-	-	-	-	824,150	25,330,592	0.98	399
2016	19,818,686	182,080	-	-	-	-	728,750	20,729,516	0.77	324
2017	15,082,780	179,364	-	-	-	-	630,700	15,892,844	0.58	248
2018	10,156,876	-	-	-	-	-	530,000	10,686,876	0.36	165
2019	5,023,471	-	-	-	-	-	429,300	5,452,771	0.18	84
2020	180,954	-	-	-	-	-	325,950	506,904	0.02	8
2021	92,381	-	-	-	-	-	219,950	312,331	0.01	5
2022	-	-	-	-	147,545	-	-	147,545	0.00	2
2023	-	-	-	-	241,489	1,076,486	-	1,317,975	N/A (2)	19

Source: Administrative Services. Additional details regarding the County's outstanding debt can be found in the notes to the financial statements.

(1) See Demographic and Economics Statistics schedule for population and personal income data.

(2) Personal income data for 2023 is unavailable at this time.

(3) The draw down of the Revenue Notes is recorded in the County's Capital Project Fund, as per the terms of the agreement with the Minnesota Public Facilities Authority. Payment of the Revenue notes will consist of repayments from the North Long Lake Sanitary Sewer District.

CROW WING COUNTY
DIRECT AND OVERLAPPING GOVERNMENTAL ACTIVITIES DEBT
AS OF DECEMBER 31, 2023

Governmental Unit	Debt Outstanding	Estimated Percentage Applicable ¹	Estimated Share of Overlapping Debt
Direct debt			
Crow Wing County	\$ 1,317,975	100.000 %	\$ 1,317,975
Overlapping debt			
School district 1 - Aitkin	\$ 3,185,000	7.346 %	\$ 233,970
School district 181 - Brainerd	214,040,000	84.298	180,431,439
School district 182 - Crosby	28,770,000	99.999	28,769,712
School district 186 - Pequot Lakes	30,630,000	95.320	29,196,516
School district 480 - Onamia	7,109,588	23.178	1,647,860
School district 482 - Little Falls	22,950,000	0.041	9,410
School district 484 - Pierz	14,480,000	0.433	62,698
School district 2174 - Pine River-Backus	3,908,121	39.746	1,553,322
Garrison-Kathio-West Mille Lacs Lake Sanitary Sewer District	3,877,997	60.451	2,344,288
Total overlapping debt	\$ 328,950,706		\$ 244,249,215
Total debt	\$ 330,268,681		\$ 245,567,190

Source: Land Services; 2023 Bonded Indebtedness Reporting

¹Applicable percentages were estimated by determining the portion of the governmental unit's net tax capacity that is within the County's boundaries and dividing it by each unit's total net tax capacity.

(Unaudited)

CROW WING COUNTY
RATIOS OF NET GENERAL BONDED DEBT OUTSTANDING
LAST TEN FISCAL YEARS

Fiscal Year	General Obligation Bonds (1)	Revenue Notes (2)	Subtotal	Less: Amounts Available in Debt Service Fund (3)	Total	Percentage of Estimated Actual Taxable Value of Property (4)	Per Capita
2014	\$ 28,740,498	\$ -	\$ 28,740,498	\$ 3,890,000	\$ 24,850,498	0.27 %	\$ 393
2015	24,369,592	136,850	24,506,442	3,995,000	20,511,442	0.22	323
2016	19,818,686	182,080	20,000,766	4,180,000	15,820,766	0.17	247
2017	15,082,780	179,364	15,262,144	4,370,000	10,892,144	0.11	170
2018	10,156,876	-	10,156,876	4,577,500	5,579,376	0.06	86
2019	5,023,471	-	5,023,471	4,797,500	225,971	0.00	3
2020	180,954	-	180,954	87,500	93,454	0.00	1
2021	92,381	-	92,381	90,000	2,381	0.00	-
2022	-	-	-	-	-	-	-
2023	-	-	-	-	-	-	-

Source: Administrative Services. Additional details regarding the County's outstanding debt can be found in the notes to the financial statements.

(1) Net of original issuance discounts and premiums

(2) The draw down of the Revenue Notes is recorded in the County's Capital Project Fund, as per the terms of the agreement with the Minnesota Public Facilities Authority. Payment of the Revenue notes will consist of repayments from the North Long Lake Sanitary Sewer District.

(3) This is the amount restricted for debt service principal payments

(4) See the Schedule of Assessed Value and Estimated Actual Value of Taxable Property

(Unaudited)

**CROW WING COUNTY
LEGAL DEBT MARGIN INFORMATION
LAST TEN FISCAL YEARS**

	Fiscal Year				
	2014	2015	2016	2017	2018
Market value of taxable property	<u>\$ 9,121,473,200</u>	<u>\$ 9,235,920,600</u>	<u>\$ 9,548,387,800</u>	<u>\$ 9,885,450,596</u>	<u>\$ 10,077,476,226</u>
Debt limit (3% of market value)	<u>\$ 273,644,196</u>	<u>\$ 277,077,618</u>	<u>\$ 286,451,634</u>	<u>\$ 296,563,518</u>	<u>\$ 302,324,287</u>
Debt applicable to limit:					
General obligation bonds	\$ 25,917,500	\$ 22,102,500	\$ 18,107,500	\$ 13,927,500	\$ 9,557,500
Revenue notes	-	136,850	182,080	179,364	-
Less: Amount set aside for repayment of general obligation debt	<u>(4,454,886)</u>	<u>(4,540,823)</u>	<u>(4,627,998)</u>	<u>(4,713,769)</u>	<u>(4,801,263)</u>
Total net debt applicable to limit	<u>\$ 21,462,614</u>	<u>\$ 17,698,527</u>	<u>\$ 13,661,582</u>	<u>\$ 9,393,095</u>	<u>\$ 4,756,237</u>
Legal debt margin	<u>\$ 252,181,582</u>	<u>\$ 259,379,091</u>	<u>\$ 272,790,052</u>	<u>\$ 287,170,423</u>	<u>\$ 297,568,050</u>
Total net debt applicable to the limit as a percentage of the debt limit	7.84%	6.39%	4.77%	3.17%	1.57%

Source: Land Services; Annual Comprehensive Financial Report

(Unaudited)

Fiscal Year				
2019	2020	2021	2022	2023
<u>\$ 10,476,197,170</u>	<u>\$ 11,041,783,697</u>	<u>\$ 11,617,920,173</u>	<u>\$ 25,476,280,238</u>	<u>\$ 33,942,834,522</u>
<u>\$ 314,285,915</u>	<u>\$ 331,253,511</u>	<u>\$ 348,537,605</u>	<u>\$ 764,288,407</u>	<u>\$ 1,018,285,036</u>
\$ 4,980,000 -	\$ 182,500 -	\$ 92,500 -	\$ - -	\$ - -
(1,675,000)	-	-	-	-
<u>\$ 3,305,000</u>	<u>\$ 182,500</u>	<u>\$ 92,500</u>	<u>\$ -</u>	<u>\$ -</u>
<u>\$ 310,980,915</u>	<u>\$ 331,071,011</u>	<u>\$ 348,445,105</u>	<u>\$ 764,288,407</u>	<u>\$ 1,018,285,036</u>
1.05%	0.06%	0.03%	0.00%	0.00%

(Unaudited)

**CROW WING COUNTY
DEMOGRAPHIC AND ECONOMIC STATISTICS
LAST TEN CALENDAR YEARS**

Year	(1) (5) Population	(1) (5) Personal Income	(1) (5) Per Capita Personal Income	(2) (5) Annual Average Labor Force	(3) (5) School Enrollment	(2) (5) Unemployment Rate
2014	63,220	\$ 2,472,709,000	\$ 39,113	31,351	9,365	5.8 %
2015	63,428	2,582,156,000	40,710	31,262	9,352	5.2
2016	63,940	2,678,279,000	41,887	31,636	9,411	5.1
2017	64,000	2,755,387,000	42,770	32,038	9,508	4.6
2018	64,889	2,959,558,000	45,610	32,069	9,805	5.2
2019	65,055	2,972,016,000	45,685	32,232	9,971	4.3
2020	65,274	3,222,590,000	49,092	32,904	10,015	4.3
2021	66,123	3,650,084,000	54,260	32,311	9,588	6.8
2022	67,270	3,590,178,000	52,837	31,834	9,581	4.0
2023	67,948 (6)	- (4)	- (4)	33,477	9,573	3.2

(1) Source: US Department of Commerce, Bureau of Economic Analysis

(2) Source: Minnesota Department of Employment and Economic Development

(3) Source: Minnesota Department of Education

(4) Not available at this time

(5) Annual data is only an estimate and subject to change.

(6) Source: Minnesota State Demographic Center

(Unaudited)

**CROW WING COUNTY
PRINCIPAL EMPLOYERS
CURRENT YEAR AND SIX YEARS AGO**

Taxpayer	2019*			2014		
	Employees	Rank	Percentage of Total County Employment	Employees	Rank	Percentage of Total County Employment
Essentia Health - Central Region ¹	1,496	1	4.7 %	1,251	1	4.0 %
Grand View Lodge Resort & Spa ²	997	2	3.2	540	5	1.7
Cuyuna Regional Medical Center	973	3	3.1	727	3	2.3
Independent School District 181	900	4	2.8	875	2	2.8
Clow Stamping	545	5	1.7			
Breezy Point Resort	525	6	1.7	445	7	1.4
Madden's Inc. ²	500	7	1.6	575	4	1.8
Ascensus ³	480	8	1.5	500	6	1.6
Crow Wing County	471	9	1.5	420	8	1.3
Cragun's Resort ²	408	10	1.3			
Wal-Mart Supercenter				417	9	1.3
Mills Fleet Farm				354	10	1.1
Total	7,295		23.1 %	6,104		19.3 %

Source: Brainerd Lakes Area Economic Development Corporation (BLAEDC); bonding documents

*2023, 2022, 2021 and 2020 data was not available; 2019 was used.

¹ Formerly St. Joseph's Medical Center

² Employee numbers indicate seasonal peak.

³ Formerly owned by Universal Pensions & Bisys Retirement Services.

(Unaudited)

CROW WING COUNTY
FULL-TIME EQUIVALENT COUNTY GOVERNMENT
EMPLOYEES BY FUNCTION/PROGRAM
LAST TEN FISCAL YEARS

Function/Program	Full-Time Equivalent Employees				
	2014	2015	2016	2017	2018
General government	98.1	100.9	95.0	95.8	99.1
Public safety	122.1	127.5	141.8	151.1	154.3
Highways and streets	36.8	36.7	35.9	37.1	37.2
Health and human services ¹	128.0	142.0	148.6	150.5	153.4
Health ¹	15.5	-	-	-	-
Culture and recreation	0.8	0.2	0.9	1.1	0.8
Conservation of natural resources	9.5	6.3	8.5	8.4	12.5
Landfill enterprise fund	1.3	2.0	1.3	1.3	1.5
Total Full-Time Equivalents	<u>412.1</u>	<u>415.6</u>	<u>432.0</u>	<u>445.3</u>	<u>458.8</u>

Source: Administrative Services

¹ In 2015 Crow Wing County combined the functions of Health and Human Services.

(Unaudited)

Full-Time Equivalent Employees				
2019	2020	2021	2022	2023
107.3	114.1	114.8	116.6	121.6
158.3	160.7	161.3	156.6	169.8
35.5	35.7	35.8	36.5	36.4
156.0	159.4	163.4	168.5	172.4
-	-	-	-	-
1.3	1.5	0.8	0.5	0.5
12.7	12.5	14.1	12.1	12.1
<u>2.4</u>	<u>2.6</u>	<u>2.5</u>	<u>2.3</u>	<u>2.2</u>
<u><u>473.5</u></u>	<u><u>486.5</u></u>	<u><u>492.7</u></u>	<u><u>493.1</u></u>	<u><u>515.0</u></u>

(Unaudited)

CROW WING COUNTY
OPERATING INDICATORS BY FUNCTION/PROGRAM
LAST TEN FISCAL YEARS

Function/Program	Fiscal Year				
	2014	2015	2016	2017	2018
General Government					
Customer Services					
Birth Certificates	2,582	2,599	2,814	2,598	2,778
Marriage Licenses	405	421	451	404	885
Marriage Certificates	307	286	315	285	407
Notary Registrations	270	257	136	150	142
Abstract Documents	14,181	14,533	14,854	15,096	14,486
Torrens Documents	4,575	4,741	4,787	4,919	4,921
Warranty Deeds	2,285	2,622	2,804	2,894	2,945
Foreclosures	135	122	92	74	66
Environmental Services					
Township Permits Issued (All Types)	864	991	929	1,014	847
Information Technology					
Computers Purchased	197	135	66	149	73
Telephones Purchased	1	6	11	71	156
iPads/Tablets Purchased	24	13	76	12	32
Work Orders Completed	2,245	2,315	3,166	4,254	5,804
Assessing Services					
Number of Parcels	82,083	82,042	82,039	81,353	81,486
Number of Improved Parcels	42,582	42,823	43,095	43,418	43,807
Number of Personal Property Parcels	1,396	1,347	1,456	1,495	1,183
Number of Exempt Parcels	9,058	9,077	9,046	8,485	8,402
All Property Notices Printed (Except Exempt)	73,522	73,441	73,516	73,583	73,242
Public Safety					
Sheriff					
Part I Crimes	406	466	456	463	421
Part II Crimes	838	967	998	1,200	865
Non Reportable Crimes/Incidents	22,791	22,717	21,929	20,513	20,977
Dispatch					
911 Emergency Calls	33,480	30,301	34,044	40,364	40,450
Jail					
Average Monthly Bookings	297	308	354	396	374
Average Monthly Inmate Population	173	183	207	232	209
Highways and Streets					
Miles of Overlay	20	17	27	46	50
Miles of Construction	8	6	2	9	32
Tons of Crushing	-	14,560	13,120	-	-
Miles of Crack Sealing	15	49	101	141	108
Health and Human Services					
Health					
Family Health Contacts	7,523	7,819	7,728	7,483	7,008
Health Promotion Contacts	12,817	10,275	10,352	11,422	24,868
Disease Prevention & Control Immunizations (2)	532	N/A	N/A	N/A	N/A
Community Screenings (2)	75	N/A	N/A	N/A	N/A
Human Services					
Children In/Out of Home Placement	188	184	255	254	297
Persons Receiving DD Waivered Services	163	167	171	167	162
Child Support Cases	3,707	3,524	3,319	3,305	3,423
Financial Assistance Cases	8,409	9,796	9,530	10,184	9,928
Conservation of Natural Resources					
Solid Waste (Non-Landfill)					
Solid Waste (Non-Landfill) Funded Residential Recycling (Ton)	4,871	4,583	4,464	3,435	3,825
Commercial Recycling (Ton)	39,010	40,770	42,358	59,640	20,756
Solid Waste (Non-Landfill) - Problem Material Management					
Hazardous Waste (Ton)	58	49	56	61	71
Electronics (Ton)	156	186	207	212	180
Tires (Each)	6,393	6,942	8,789	6,870	6,966
White Goods (Each)	3,149	3,699	4,098	4,213	4,056
Used Oil (Gallon)	30,431	18,172	42,177	39,474	2,913
Mattresses Recycled (Each)	3,645	3,993	4,299	4,708	4,784
Sanitation					
Landfill					
Municipal Solid Waste Land filled SW376 (Ton)	40,508	42,660	45,359	46,776	47,217
Industrial Waste Land filled SW376 (Ton)	3,418	4,043	3,911	3,244	4,406
Demolition Waste Land filled SW440 (Cu Yd)	13,714	13,849	12,789	10,081	8,178

Source: Survey of County departments

(1)Due to computer conversion this data is based on 9 1/2 months of data.

(2)The County is no longer reporting on these indicators.

N/A - Data not available or not applicable.

(Unaudited)

Fiscal Year				
2019	2020	2021	2022	2023
3,078	2,188	12,215	2,683	2,590
424	365	889	486	353
563	1,013	1,467	1,203	793
202	188	153	161	159
14,483	17,759	19,576	15,044	12,225
4,858	5,730	6,201	5,316	4,050
2,936	2,937	3,660	3,006	2,425
51	51	18	129	81
763	1,896	2,220	1,802	2,011
98	239	111	155	161
24	49	15	14	54
47	104	36	23	87
6,543	7,627	8,688	7,664	9,009
85,385	85,325	85,418	85,551	85,472
45,671	45,647	46,242	47,203	47,660
1,104	1,119	1,372	1,123	1,476
9,717	10,947	10,760	10,703	11,394
73,272	73,292	73,411	73,735	74,078
304	N/A	N/A	N/A	N/A
752	N/A	N/A	N/A	N/A
19,473	15,971	17,297	16,845	17,805
39,909	36,209	40,443	35,135	25,621
351	171	238	239	225
544	109	108	3,437	3,832
38	32	32	57	24
43	80	67	94	83
-	-	10,000	14,000	-
90	144	118	113	129
7,971	8,053	8,019	8,295	8,710
24,181	20,120	20,253	16,486	11,240
N/A	N/A	N/A	N/A	N/A
N/A	N/A	N/A	N/A	N/A
243	206	203	201	198
165	166	170	162	164
3,428	3,320	3,068	2,808	2,645
9,701	10,506	11,054	12,200	11,875
3,999	1,136	3,341	883	852
33,746	58,768	27,405	41,254	68,011
64	57	56	74	57
158	180	161	92	100
6,901	9,995	9,605	7,028	7,910
3,977	5,679	4,972	3,771	4,733
2,913	2,090	1,743	6,025	5,348
4,600	3,818	2,831	716	1,077
47,291	47,803	46,095	45,646	51,820
4,706	4,205	7,073	9,139	4,382
7,498	11,214	9,980	10,181	6,298

(Unaudited)

CROW WING COUNTY
CAPITAL ASSET STATISTICS BY FUNCTION/PROGRAM
LAST TEN FISCAL YEARS

Function/Program	Fiscal Year				
	2014	2015	2016	2017	2018
General Government					
Courthouse	1	1	1	1	1
Judicial Center	1	1	1	1	1
Central Services Building	1	1	1	1	1
Land Services Building (1)	1	1	1	1	1
Veteran's Services Vehicles	N/A	2	2	3	3
Facilities Vehicles and Motorized Equipment	N/A	9	9	11	11
Environmental Services Vehicles	N/A	5	6	5	5
Public Safety					
Vehicles, Boats, Trailers, and Motorized Equipment	82	85	81	77	82
Law Enforcement Center	1	1	1	1	1
Jails	1	1	1	1	1
Mobile Emergency Operations Centers	1	2	2	2	2
Highways and Streets					
Vehicles	60	60	67	67	68
Graders, Loaders and Heavy Trucks	30	29	30	23	27
Miles of County Roads	177	177	168	168	166
Miles of County State Aid Highways	380	380	377	377	377
Garage and Storage Buildings	11	11	11	12	11
Health and Human Services					
Community Services Building	1	1	1	1	1
Vehicles	N/A	9	9	9	10
Culture and Recreation					
Parks	4	4	4	4	5
Accesses	17	16	16	17	17
Recreational Trails	23	23	23	23	23
Vehicles and Motorized Equipment	N/A	4	2	1	1
Conservation of Natural Resources					
Vehicles and Motorized Equipment	N/A	8	13	12	12
Landfill Enterprise Fund					
Demolition Landfills	2	2	2	2	2

Source: Survey of County departments

N/A - Data not applicable or not available.

(1) The Land Services Building is used for general government, conservation of natural resources, and culture and recreation functions.

(Unaudited)

Fiscal Year				
2019	2020	2021	2022	2023
1	1	1	1	1
1	1	1	1	1
1	1	1	1	1
1	1	1	1	1
3	2	2	2	2
10	14	13	15	17
8	7	8	6	6
77	81	84	81	82
1	1	1	1	1
1	1	1	1	1
2	2	2	2	2
67	60	55	51	51
27	28	29	27	27
166	167	165	165	165
377	375	377	377	377
11	11	12	12	10
1	1	1	1	1
9	14	11	10	11
5	5	5	5	6
17	18	18	18	14
23	28	28	28	28
N/A	N/A	N/A	N/A	N/A
8	7	10	11	11
2	2	2	2	2

(Unaudited)