



COMPREHENSIVE ANNUAL FINANCIAL REPORT 2019

FOR THE FISCAL YEAR ENDED DECEMBER 31, 2019

CROW WING COUNTY, MINNESOTA

**COMPREHENSIVE
ANNUAL FINANCIAL REPORT
OF
CROW WING COUNTY,
MINNESOTA**

For The Year Ended December 31, 2019

Prepared By

The Financial Services Division of Administrative Services

Deborah A. Erickson, Administrative Services Director

**CROW WING COUNTY
BRAINERD, MINNESOTA**

TABLE OF CONTENTS

	<u>Page</u>
INTRODUCTORY SECTION	
Letter of Transmittal	1
GFOA Certificate of Achievement	6
Map – Congressional Districts	7
Map – Legislative Districts	8
Map – Political Subdivisions	9
Map – Commissioner Districts	10
List of Elected and Appointed Officials	11
Organizational Chart	12
FINANCIAL SECTION	
Independent Auditors’ Report	13
Management’s Discussion and Analysis	16
Basic Financial Statements:	
Government-Wide Financial Statements:	
Statement of Net Position	27
Statement of Activities	30
Fund Financial Statements:	
Governmental Funds:	
Balance Sheet	32
Reconciliation of the Balance Sheet of Governmental Funds to the Statement of Net Position – Governmental Activities	36
Statement of Revenues, Expenditures, and Changes in Fund Balances	38
Reconciliation of the Statement of Revenues, Expenditures, and Changes in Fund Balances of Governmental Funds to the Government-Wide Statement of Activities – Governmental Activities	40
Landfill Enterprise Fund:	
Statement of Net Position	41
Statement of Revenues, Expenses, and Changes in Fund Net Position	42
Statement of Cash Flows	43
Fiduciary Funds:	
Statement of Fiduciary Net Position	45
Statement of Changes in Fiduciary Net Position	46
Notes to the Financial Statements	47

**CROW WING COUNTY
BRAINERD, MINNESOTA**

**TABLE OF CONTENTS
(Continued)**

	<u>Page</u>
Required Supplementary Information:	
Budgetary Comparison Schedules:	
General Fund	89
Highway Special Revenue Fund	91
Community Services Special Revenue Fund	92
Public Land Management Special Revenue Fund	93
Schedule of Changes in the Total OPEB Liability, Related Ratios, and Notes – Other Post Employment Benefits Plan	94
Schedule of Proportionate Share of Net Pension Liability – PERA General Employees Retirement Plan	95
Schedule of Contributions – PERA General Employees Retirement Plan	96
Schedule of Proportionate Share of Net Pension Liability – PERA Public Employees Police and Fire Plan	97
Schedule of Contributions – PERA Public Employees Police and Fire Plan	97
Schedule of Proportionate Share of Net Pension Liability – PERA Public Employees Correctional Plan	98
Schedule of Contributions – PERA Public Employees Correctional Plan	98
Notes to the Required Supplementary Information	99
Supplementary Information:	
Budgetary Comparison Schedules:	
Debt Service Fund	104
Capital Projects Fund	105
Combining Balance Sheet – Nonmajor Governmental Funds	108
Combining Statement of Revenues, Expenditures, and Changes in Fund Balances – Nonmajor Governmental Funds	110
Budgetary Comparison Schedules:	
Solid Waste (Non-Landfill) Special Revenue Fund	112
Small Cities Development Program Special Revenue Fund	113
Unorganized Townships Special Revenue Fund	114
Ditch Special Revenue Fund	116
Environmental Trust Permanent Fund	114
Combining Statement of Fiduciary Net Position – Fiduciary Funds - Custodial Funds	118
Combining Statement of Changes in Fiduciary Net Position – Fiduciary Funds - Custodial Funds	120
Combining Statement of Fiduciary Net Position – Fiduciary Funds – Private- Purpose Trust Funds	122

**CROW WING COUNTY
BRAINERD, MINNESOTA**

**TABLE OF CONTENTS
(Continued)**

	<u>Page</u>
Combining Statement of Changes in Fiduciary Net Position – Fiduciary Funds – Private-Purpose Trust Funds	123
Other Schedules:	
Schedule of Intergovernmental Revenue	125
Schedule of Expenditures of Federal Awards	127
Notes to the Schedule of Expenditures of Federal Awards	129
STATISTICAL SECTION	
Financial Trends:	
Net Position by Component	132
Changes in Net Position	136
Fund Balances, Governmental Funds	138
Changes in Fund Balances, Governmental Funds	140
Revenue Capacity:	
Assessed Value and Estimated Actual Value of Taxable Property	142
Direct and Overlapping Property Tax Rates	144
Principal Property Taxpayers	145
Property Tax Levies and Collections	146
Debt Capacity:	
Ratios of Outstanding Debt by Type	147
Ratios of Net General Bonded Debt Outstanding	148
Direct and Overlapping Governmental Activities Debt	149
Legal Debt Margin Information	150
Demographic and Economic Information:	
Demographic and Economic Statistics	152
Principal Employers	153
Operating Information:	
Full-Time Equivalent County Government Employees by Function/Program	154
Operating Indicators by Function/Program	156
Capital Asset Statistics by Function/Program	158



DATE: June 12, 2020

TO: The Citizens of Crow Wing County, Minnesota
The Crow Wing County Board of Commissioners
All Other Interested Parties

Subject: 2019 COMPREHENSIVE ANNUAL FINANCIAL REPORT

The Comprehensive Annual Financial Report (CAFR) of Crow Wing County is submitted for the fiscal year ending December 31, 2019. Management assumes full responsibility for the completeness and reliability of the information contained in this report, based upon a comprehensive framework of internal control that it has established for this purpose. Internal controls are designed to safeguard assets as well as to ensure that accounting data is accurate for the preparation of financial statements in conformity with generally accepted accounting principles. Because the cost of internal control should not exceed anticipated benefits, the objective is to provide reasonable, rather than absolute, assurance that the financial statements are free of any material misstatements.

Crow Wing County is audited annually, as required by Minnesota Statute § 6.481. This requirement has been complied with and CliftonLarsonAllen LLP has issued an unmodified (“clean”) opinion on the Crow Wing County financial statements for the year ending December 31, 2019. The independent auditor’s report is located on page 13 of this report.

Management’s Discussion and Analysis (MD&A) immediately follows the independent auditor’s report and provides a narrative introduction, overview, and analysis of the basic financial statements. MD&A complements this letter of transmittal and should be read in conjunction with it.

Profile of the Government

Crow Wing County was established in 1857 and formally organized in 1870. The original Courthouse was built in Brainerd in 1872; it was replaced in 1920 by the building now known as the Historic Courthouse. Other structures include the Jail, Judicial Center, Community Services, Central Services, and Land Services buildings. The Highway Department is located off-site near the Brainerd Lakes Regional Airport, and the Solid Waste offices are on the County Landfill property.

Crow Wing County is located in north-central Minnesota, about 125 miles northwest of the Minneapolis/St. Paul metropolitan area, and covers 999 square miles. The County seat is the City of Brainerd, which is the largest community in the County with a population of 13,465 residents in 2018.

The County Board of Commissioners is the governing body of Crow Wing County. There are five members of the County Board, each representing one of five Districts, elected to four-year overlapping terms. The County Board appoints a County Administrator who is the chief appointed administrative officer of the County. The Administrator is responsible for the administration of Board policy and for the management of various County divisions and departments. The Attorney and Sheriff are elected officials.

The County provides a full range of services contemplated by statute. These services include public safety, highway, health, attorney, human services, recreational, maintenance of property records, vital statistics, issuance of various permits and licenses, administration of property tax assessment and collection, and the distribution of local governments’ property taxes within the County.

Our Vision: Being Minnesota’s favorite place.

Our Mission: Serve well. Deliver value. Drive results.

Our Values: Be responsible. Treat people right. Build a better future.

The Crow Wing County Board of Commissioners is required by state law to annually adopt a budget for the next fiscal year for the General, Special Revenue and Debt Service Funds. The County Administrator incorporates budgetary controls which ensure that County departments comply with the annual budget. County departments are comprised of one or more sub-departments (agencies). County departments can spend their agency level budgets on any line item within that agency as long as the total agency budget is not overspent. Cost-neutral budgetary amendments or reallocations across departments are approved by the County Administrator. Authority to spend additional resources must be approved by the County Board of Commissioners.

Local Economy


The County contains a variety of commercial and industrial businesses in areas such as retail and wholesale, health care, education, manufacturing and construction, and financial and information services. Tourism is an important facet of the local economy.

Tourism

Located in the heart of the Brainerd Lakes region, Crow Wing County is one of Minnesota's most popular destinations for outdoor recreation. During the height of tourism season the County's population swells to an estimated 300,000 when tourists and seasonal residents are taken into consideration. Leisure and hospitality industries brought in over \$234 million in gross sales in 2018, the most recent year data is available, making a .4 percent increase in gross sales when compared to 2017. In 2019, 258 leisure and hospitality businesses employed an annual average of 4,356 employees. This was an increase of 315 jobs over 2018, or 7.8 percent. The seasonality of leisure and hospitality businesses creates employment data fluctuations throughout the year.

Tourists in Crow Wing County enjoy the following:

- Water activities on over 465 lakes including Mille Lacs Lake, the Whitefish Chain, and the Gull Lake Chain
- Golfing on over two dozen golf courses
- Activities such as hiking or biking in Crow Wing State Park or Cuyuna Country State Recreation Area



Retail and Wholesale

In 2019, 341 retail trade businesses employed an annual average of 4,796 employees, a decrease of 167 jobs, or 3.36 percent, over the previous year. In 2019, an annual average of 558 individuals were employed by 64 wholesale trade businesses, a decrease of 20 jobs, or 3.46 percent, over the prior year. One of the largest wholesale employers, Costco, employs 198 individuals.

Health Care

Crow Wing County is served by a number of first-rate medical facilities. The Cuyuna Regional Medical Center (CRMC) consists of a medical campus providing cardiovascular, optometry, long-term care, and memory loss services, among others. The campus continues to expand and is the major employer in the Crosby-Ironton-Deerwood area, employing approximately 973 physicians, nurses, health care professionals, and support staff.

Essentia Health currently operates the St. Joseph's Medical Center in Brainerd, an 80-bed hospital offering services in a wide variety of medical specialties. Essentia Health St. Joseph's Clinics are a group of integrated clinics throughout the lakes area. The Essentia Health System employs more than 1,500 medical professionals and support staff in Crow Wing County and is considered the largest integrated health system in north central Minnesota.

In 2019, 215 Crow Wing County establishments provided an annual average of 5,978 jobs in the areas of health care and social assistance. This was a decrease of 170 jobs over 2018, or 2.77 percent.

Education

The K-12 schools in the Brainerd Lakes Area educate approximately 9,900 students annually, making the combined districts the 14th largest in the state. The largest of these is Independent School District (ISD) #181, serving Brainerd and surrounding communities with enrollment over 6,800. Brainerd also hosts the campus of Central Lakes College (CLC), a comprehensive community and technical college. CLC serves about 6,000 students per year.

In 2019, 38 establishments provided 2,264 jobs in the area of educational services, an increase of 50 jobs, or 2.26 percent, when compared to 2018 employment data.

Manufacturing and Construction

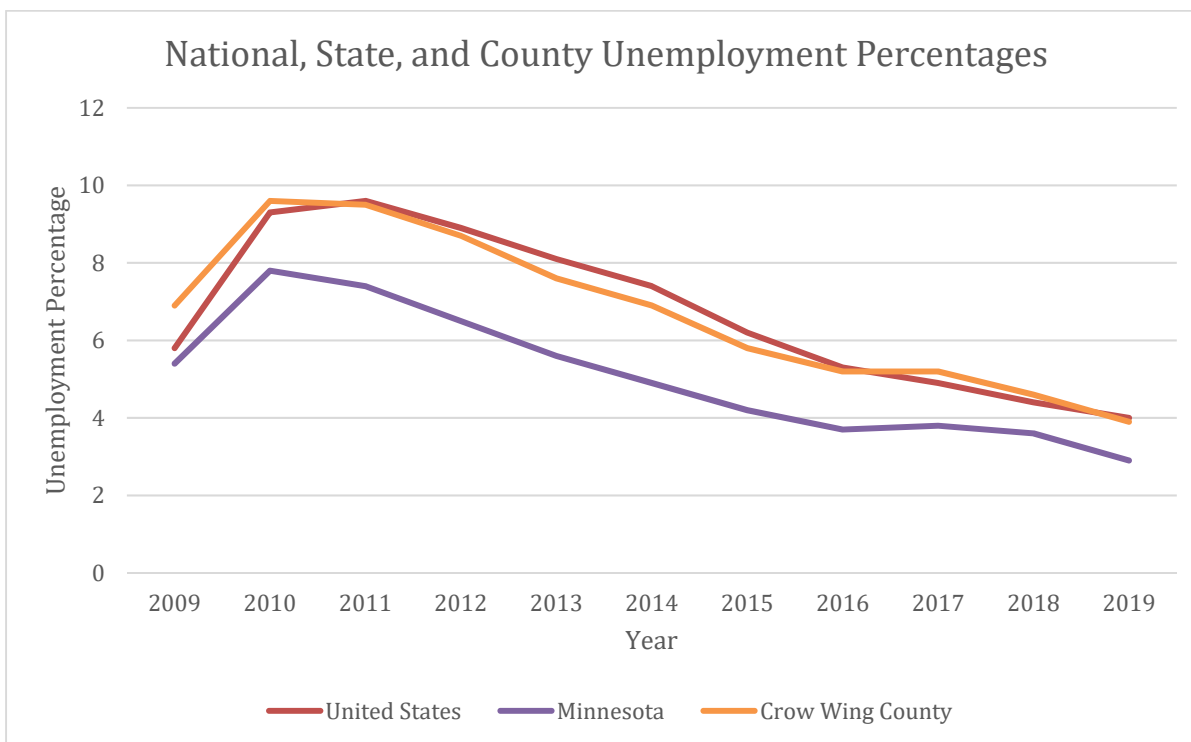
In 2019, 118 companies employed an annual average of 2,797 people in a variety of manufacturing arenas, from plastics to precision machining and metal fabrication. This is an increase of 82 positions, or 3.02 percent, when compared to 2018 employment data. Clow Stamping and Bang Printing are the largest manufacturing employers in the County with approximately 545 and 200 employees, respectively. In 2019, 273 area construction firms employed 1,990 people, an increase of 77 jobs in Crow Wing County. This reflects a 4.03 percent increase when compared to 2018 employment data.

Finance and Insurance

The finance and insurance industries are well represented in the region. In 2019, 200 firms provided an annual average of 1,679 jobs, an increase of 409 jobs over the prior year. This reflects a 32 percent increase when compared to 2018 employment data. One of the area's largest financial services employers is Ascensus, which employs 480 people in its Brainerd and Baxter offices.

Key Population, Labor Force and Employment Trends

- The County's population changed from 62,307 residents in 2009 to 65,055 residents in 2019; the total population rank was 15th of 87 counties in Minnesota.
- The County's annual average labor force changed from 32,735 workers in 2008 to 32,232 workers in 2019, a decrease of 1.5 percent.
- In 2018, Crow Wing County had a per capita personal income (PCPI) of \$45,610. Crow Wing County's PCPI rank was 61st of the 87 counties in the state. Crow Wing County was 79 percent of the state average of \$57,515, and 84 percent of the national average of \$54,446.



Major Initiatives by Crow Wing County

The Crow Wing County government took action to reduce costs:

- Crow Wing County continues to see economic and operating budget challenges. While property values continue to rise, increased drug use, mental health challenges, and child protection increasing costs continue to pose budgetary challenges to address.
- The County Board approved a levy increase of 6.95 percent for taxes payable 2020. This is only the second time that the County Board has adopted an increased levy since 2011, with the 2019 taxes payable year being the first.
- In 2016, the County Board approved a 0.5 percent local option sales tax, to be used to finance road projects. This has allowed the County Highway Department to deliver an additional \$14 million of construction and maintenance on County Roads.

Future Crow Wing County Plans:

- Continue analysis on existing processes and procedures, using LEAN and Six Sigma methodology to increase efficiencies.
- Address issues arising from continuing development and the growing County population. Continue to develop talent internally to replace positions open due to retirements in the upcoming years.
- Complete the two-year process of implementing a new Tax/CAMA system to increase efficiencies and service delivery.

Debt Administration

The ratio of outstanding net debt per capita is a useful indicator of the County's debt position for County management, citizens, and investors. The data for Crow Wing County at the end of the 2019 fiscal year follows:

	<u>Amount</u>	<u>Net debt per capita</u>
Net General Bonded Debt Outstanding	\$4,980,000	\$84

The County has an AA credit rating from Standard & Poor's (S&P).

Employee Labor Contracts

The eleven collective bargaining units listed below represent approximately 90 percent of the County's employees. The status of the contracts is as of the publication date of the Comprehensive Annual Financial Report.

<u>Bargaining Unit</u>	<u>Term of Contract</u>
AFSCME	2020-2022
Assistant County Attorney Association	2018-2020
LELS Local #14 Deputies	2020-2022
LELS Local #13 Dispatchers	2020-2022
LELS Local #16 Correctional Officers	2019-2021
IUOE Local #49 Facilities	2018-2020
IUOE Local #49 Highway	2018-2020
Organization of Non-Contract Employees	2020-2022
Teamsters Local #320 Social Services	2018-2020
Teamsters Local #346 Sheriff's Licensed Supervisory	2018-2020
Teamsters Local #346 Corrections and Dispatch Supervisory	2020-2022

All contracts begin January 1 and end December 31.

Awards and Acknowledgements

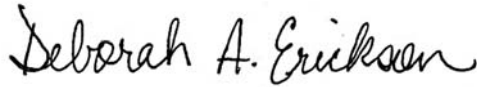
The Government Finance Officers Association of the United States and Canada (GFOA) awarded a Certificate of Achievement for Excellence in Financial Reporting to Crow Wing County for its comprehensive annual financial report for the fiscal year ended December 31, 2018. This was the sixth consecutive year that the County received this prestigious award. In order to be awarded a Certificate of Achievement, a government must publish an easily readable and efficiently organized comprehensive annual financial report. This report must satisfy both generally accepted accounting principles and applicable legal requirements.

A Certificate of Achievement is valid for a period of one year only. We believe that our current comprehensive annual financial report continues to meet the Certificate of Achievement Program's requirements and we are submitting it to the GFOA to determine its eligibility for another certificate.

The preparation of this report would not have been possible without the efficient and dedicated services of the Financial Services Division staff. We would like to express our appreciation to members of all the departments who assisted and contributed to the preparation of this report. Credit also must be given to the County Board for their unfailing support for maintaining the highest standards of professionalism in the management of Crow Wing County finances.


Respectfully submitted,

Deborah A. Erickson

A handwritten signature in cursive script that reads "Deborah A. Erickson".

Administrative Services Director

Nicholas A. Mielke

A handwritten signature in cursive script that reads "Nicholas A. Mielke".

Finance Director



Government Finance Officers Association

**Certificate of
Achievement
for Excellence
in Financial
Reporting**

Presented to

**Crow Wing County
Minnesota**

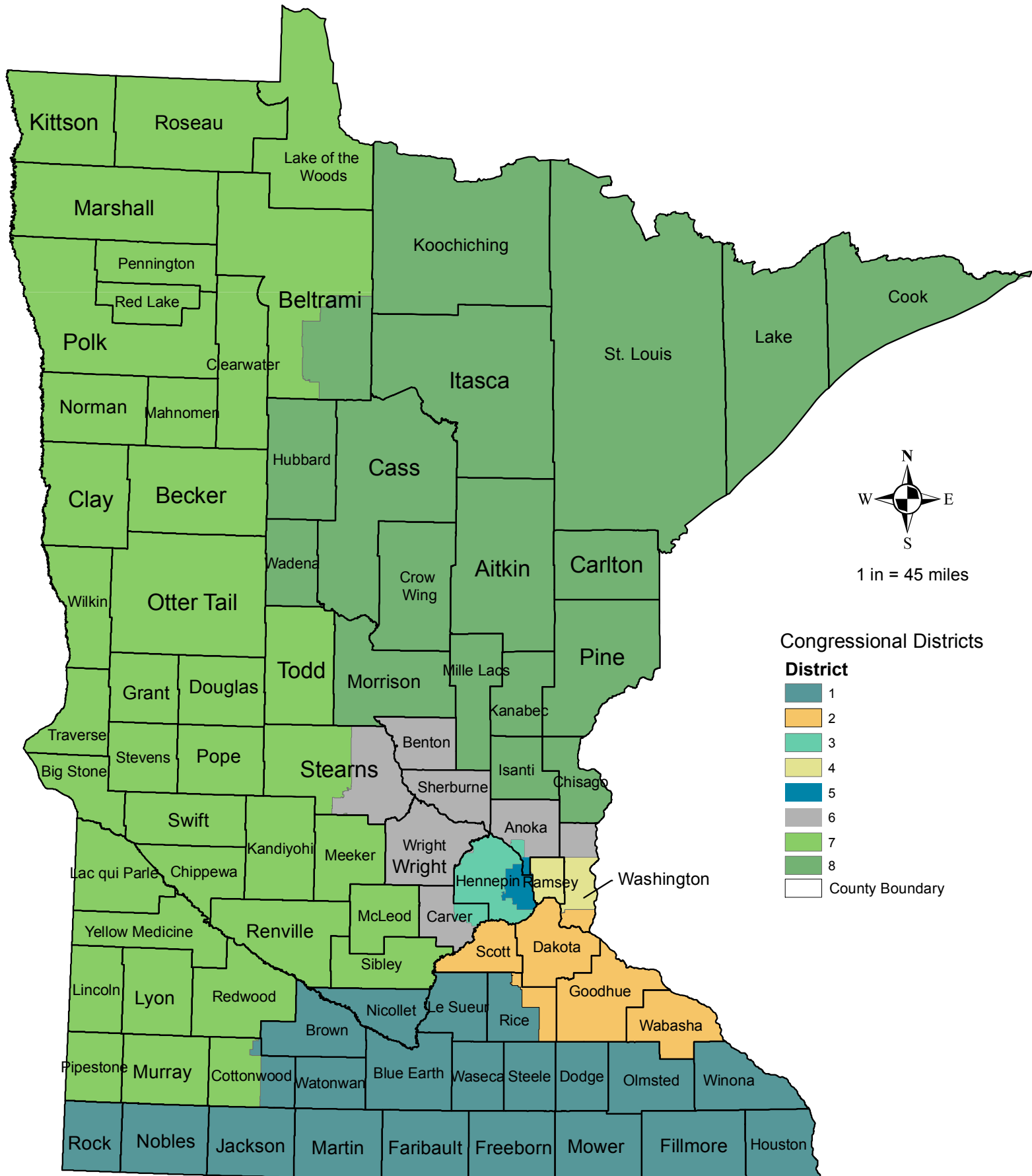
For its Comprehensive Annual
Financial Report
for the Fiscal Year Ended

December 31, 2018

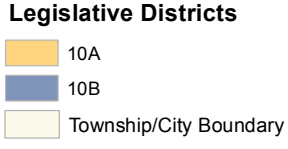
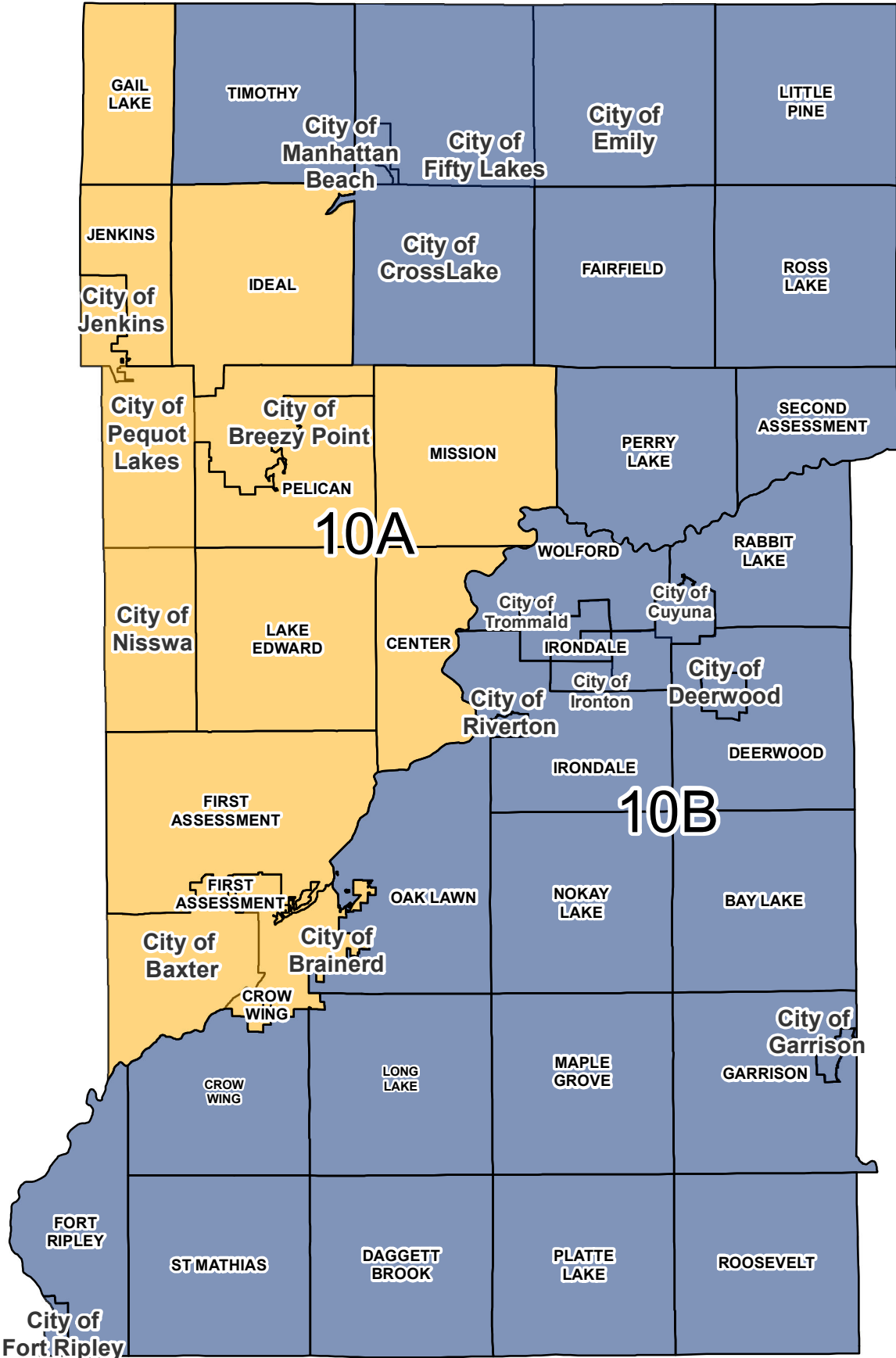
Christopher P. Morill

Executive Director/CEO

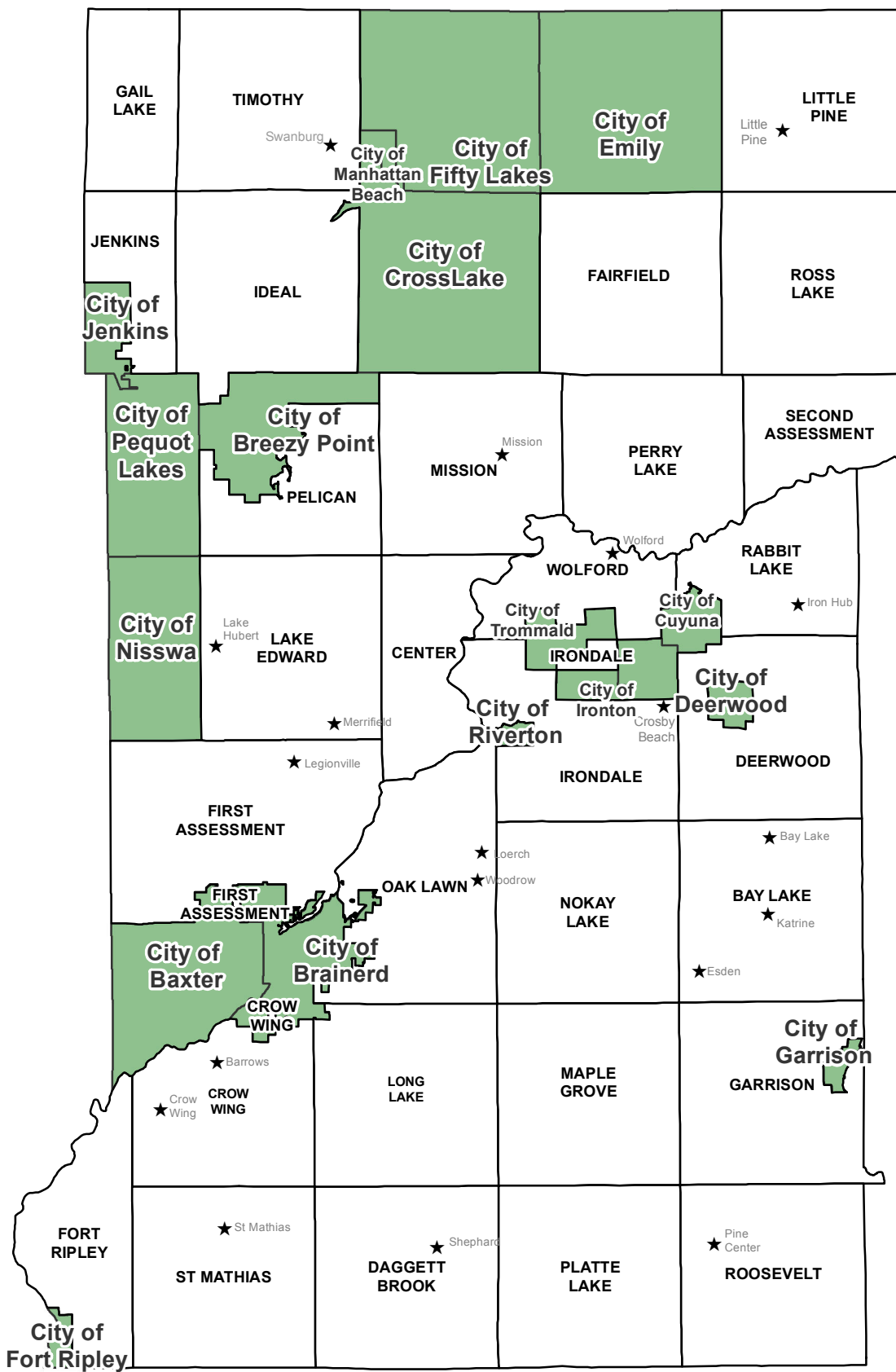
State of Minnesota Congressional Districts



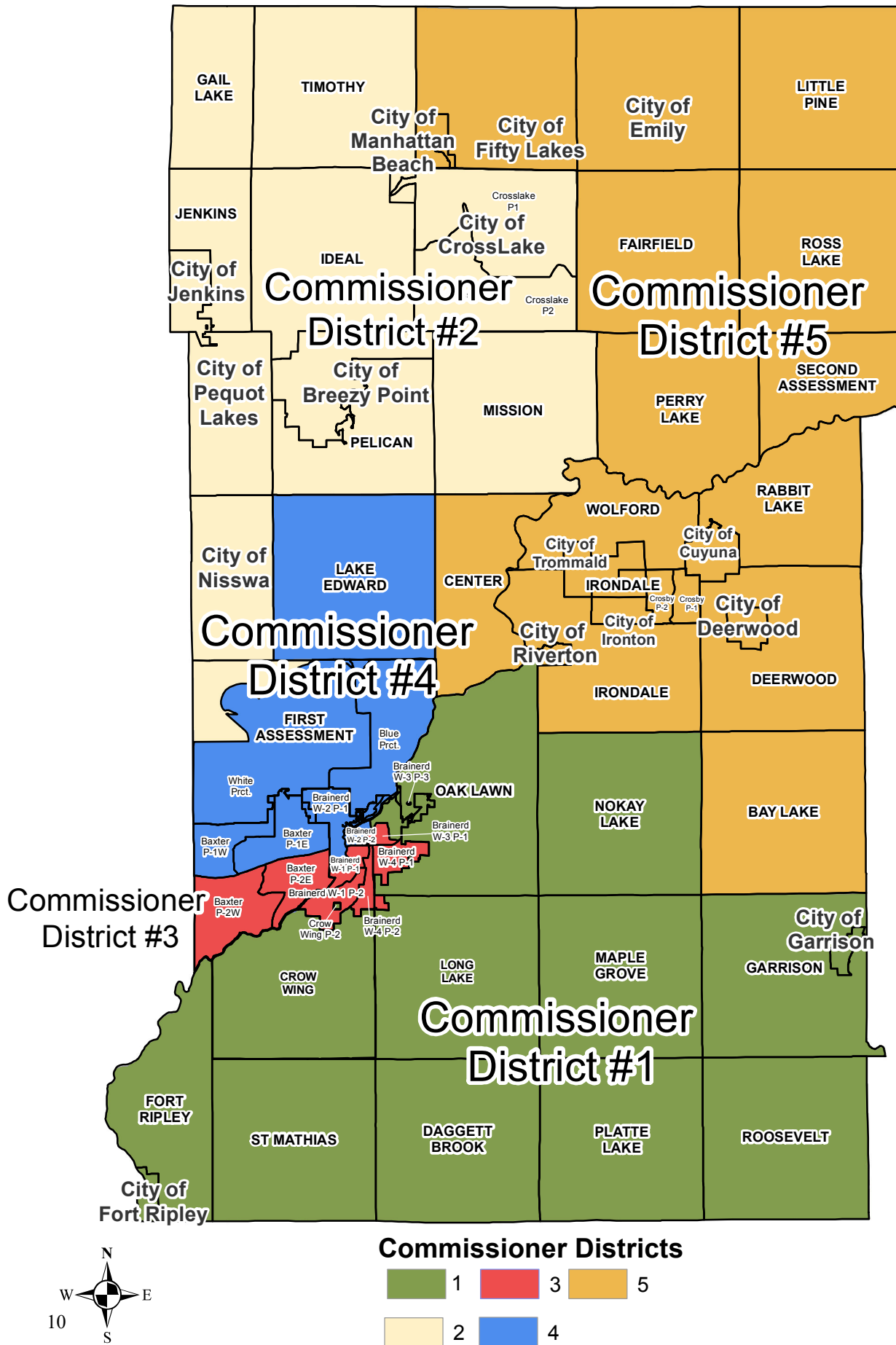
Legislative Districts



Crow Wing County Political Subdivisions



Crow Wing County Commissioner Districts



**CROW WING COUNTY
BRAINERD, MINNESOTA**

**LIST OF ELECTED AND APPOINTED OFFICIALS
2019**

Office	Name	Elected or Statutory Term Expires
County Board of Commissioners		
1 st District	Paul Koering**	January 2021
2 nd District	Bill Brekken	January 2023
3 rd District	Steve Barrows	January 2023
4 th District	Rosemary Franzen*	January 2023
5 th District	Doug Houge	January 2021
*Denotes 2019 Chair		
**Denotes 2020 Chair		
County Offices		
Elected		
Attorney	Donald F. Ryan	January 2023
Sheriff	Scott Goddard	January 2023
Appointed		
Administrator	Timothy J. Houle	Indefinite
Auditor/Treasurer	Deborah A. Erickson	Indefinite
Recorder	Doug Hansen	Indefinite
Land Services Director ¹	Gary Griffin	January 2021
Environmental Services Supervisor ¹	Ryan Simonson	Indefinite
Environmental Services Supervisor ¹	Jacob Frie	Indefinite
Engineer	Timothy V. Bray	May 2023
Examiner of Titles	Glen A. Gustafson	Indefinite
Veterans Service Officer	Erik Flowers	June 2023

¹The Land Services Director performs the functions of the County Assessor. There are two Environmental Services Supervisors; one serves as Land Commissioner and the other serves as County Zoning Administrator and County Planner, all under the oversight of the Land Services Director.




Crow Wing County Citizens




Paul Koering
District 1



Bill Brekken
District 2




Steve Barrows
District 3



County Attorney
Don Ryan

County Board
of Commissioners



County Sheriff
Scott Goddard



Veteran's
Services
Erik Flowers



Co Administrator
Tim Houle



Human Resource
Melienn
Fontaine-Laska



Rosemary Franzen
District 4



Doug Houge
District 5



Community
Services
Kara Terry



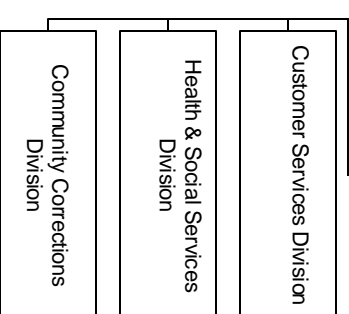
Land Services
Gary Griffin



Transportation
Services
Tim Bray



Administrative
Services
Deborah Erickson




Customer Services Division



Health & Social Services
Division




Community Corrections
Division



Environmental Services
Division



Assessing Services Division



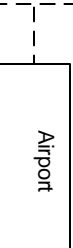
Customer Services Division



Engineering Division



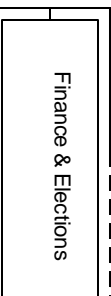
Highway Maintenance
Division




Airport



Public Transit




Finance & Elections



Information Technology



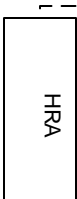
Facilities



Library



Extension



HRA



INDEPENDENT AUDITORS' REPORT

Board of County Commissioners
Crow Wing County
Brainerd, Minnesota

Report on the Financial Statements

We have audited the accompanying financial statements of the governmental activities, the business-type activities, each major fund, and the aggregate remaining fund information of Crow Wing County, as of and for the year ended December 31, 2019, and the related notes to the financial statements, which collectively comprise the entity's basic financial statements as listed in the table of contents.

Management's Responsibility for the Financial Statements

Management is responsible for the preparation and fair presentation of these financial statements in accordance with accounting principles generally accepted in the United States of America; this includes the design, implementation, and maintenance of internal control relevant to the preparation and fair presentation of financial statements that are free from material misstatement, whether due to fraud or error.

Auditors' Responsibility

Our responsibility is to express opinions on these financial statements based on our audit. We conducted our audit in accordance with auditing standards generally accepted in the United States of America and the standards applicable to financial audits contained in *Government Auditing Standards*, issued by the Comptroller General of the United States. Those standards require that we plan and perform the audit to obtain reasonable assurance about whether the financial statements are free from material misstatement.

An audit involves performing procedures to obtain audit evidence about the amounts and disclosures in the financial statements. The procedures selected depend on the auditors' judgment, including the assessment of the risks of material misstatement of the financial statements, whether due to fraud or error. In making those risk assessments, the auditor considers internal control relevant to the entity's preparation and fair presentation of the financial statements in order to design audit procedures that are appropriate in the circumstances, but not for the purpose of expressing an opinion on the effectiveness of the entity's internal control. Accordingly, we express no such opinion. An audit also includes evaluating the appropriateness of accounting policies used and the reasonableness of significant accounting estimates made by management, as well as evaluating the overall presentation of the financial statements.

We believe that the audit evidence we have obtained is sufficient and appropriate to provide a basis for our audit opinions.

Opinions

In our opinion, the financial statements referred to above present fairly, in all material respects, the respective financial position of the governmental activities, the business-type activities, each major fund, and the aggregate remaining fund information of Crow Wing County as of December 31, 2019, and the respective changes in financial position and, where applicable, cash flows thereof for the year then ended in accordance with accounting principles generally accepted in the United States of America.

Emphasis of Matter Regarding Change in Accounting Principle

During the year ended December 31, 2019, the County adopted the provisions of Governmental Accounting Standards Board Statement (GASB) No. 84, *Fiduciary Activities*. As a result of the implementation of this standard, the County reported a restatement for a change in accounting principle (see Note V). Our auditors' opinion was not modified with respect to the restatement.

Emphasis of Matter Regarding Restatement

During the year ended December 31, 2019, the County restated fund balance in the Highway Fund and net position for Governmental Activities, to correct errors in the previously issued financial statements (see Note VI). Our auditors' opinion was not modified with respect to the restatement.

Other Matters

Required Supplementary Information

Accounting principles generally accepted in the United States of America require that the management's discussion and analysis, budgetary comparison information, schedule changes in the total OPEB liability, related ratios, and notes, the schedules of proportionate share of net pension liability, the schedules of contributions, and the notes to the required supplementary information, as listed on the table of contents, be presented to supplement the basic financial statements. Such information, although not a part of the basic financial statements, is required by the Governmental Accounting Standards Board who considers it to be an essential part of financial reporting for placing the basic financial statements in an appropriate operational, economic, or historical context. We have applied certain limited procedures to the required supplementary information in accordance with auditing standards generally accepted in the United States of America, which consisted of inquiries of management about the methods of preparing the information and comparing the information for consistency with management's responses to our inquiries, the basic financial statements, and other knowledge we obtained during our audit of the basic financial statements. We do not express an opinion or provide any assurance on the information because the limited procedures do not provide us with sufficient evidence to express an opinion or provide any assurance.

Other Information

Our audit was conducted for the purpose of forming opinions on the financial statements that collectively comprise the Crow Wing County's basic financial statements. The introductory section, combining and individual fund financial statements, budgetary comparison schedules, schedule of intergovernmental revenues, and statistical section are presented for purposes of additional analysis and are not a required part of the basic financial statements. The schedule of expenditures of federal awards, as required by Title 2 U.S. *Code of Federal Regulations* Part 200, *Uniform Administrative Requirements, Cost Principles, and Audit Requirements for Federal Awards*, is also presented for purposes of additional analysis and is not a required part of the basic financial statements.

Other Matters (Continued)


Other Information (Continued)

The combining and individual fund financial statements, budgetary comparison schedules, the schedule of intergovernmental revenues, and the schedule of expenditures of federal awards, as listed in the table of contents, are the responsibility of management and were derived from and relate directly to the underlying accounting and other records used to prepare the basic financial statements. Such information has been subjected to the auditing procedures applied in the audit of the basic financial statements and certain additional procedures, including comparing and reconciling such information directly to the underlying accounting and other records used to prepare the basic financial statements or to the basic financial statements themselves, and other additional procedures in accordance with auditing standards generally accepted in the United States of America. In our opinion, the information is fairly stated, in all material respects, in relation to the basic financial statements as a whole.

The introductory and statistical sections have not been subjected to the auditing procedures applied in the audit of the basic financial statements, and accordingly, we do not express an opinion or provide any assurance on them.

Other Reporting Required by Government Auditing Standards

In accordance with *Government Auditing Standards*, we have also issued our report dated June 12, 2020, on our consideration of Crow Wing County's internal control over financial reporting and on our tests of its compliance with certain provisions of laws, regulations, contracts, and grant agreements and other matters. The purpose of that report is solely to describe the scope of our testing of internal control over financial reporting and compliance and the result of that testing, and not to provide an opinion on the effectiveness of Crow Wing County's internal control over financial reporting or on compliance. That report is an integral part of an audit performed in accordance with *Government Auditing Standards* in considering Crow Wing County's internal control over financial reporting and compliance.



CliftonLarsonAllen LLP

Brainerd, Minnesota
June 12, 2020

CROW WING COUNTY BRainerd, MINNESOTA

MANAGEMENT'S DISCUSSION AND ANALYSIS DECEMBER 31, 2019 (Unaudited)

The financial management of Crow Wing County offers readers of Crow Wing County's financial statements this narrative overview and analysis of the financial activities of Crow Wing County for the fiscal year ended December 31, 2019. We encourage readers to consider the information presented here in conjunction with additional information that we have furnished in our notes to the financial statements.

FINANCIAL HIGHLIGHTS

- The assets and deferred outflows of resources of Crow Wing County exceeded its liabilities and deferred inflows of resources at the close of the most recent fiscal year by \$210,080,554 (net position). Of this amount, (\$20,464,533) is classified as unrestricted net position. Unrestricted net position includes \$15,335,100 of investments in joint ventures, leaving an unrestricted net position of (\$35,799,633). Total net position increased by \$7,855,080 over the prior year before the restatement for the prior period adjustment for the prior recognition of tax revenue.
- As of the close of the 2019 fiscal year, Crow Wing County's governmental funds reported combined ending fund balances of \$41,769,194, compared to \$45,214,409 reported at the close of the 2018 fiscal year. Approximately 46.8 percent of this amount, \$19,566,997, is reported as unrestricted fund balance in either the committed, assigned, or unassigned categories. Commitments totaling \$5,755,250 represent amounts already designated for specific purposes by the County Board. Assigned balances of \$5,007,122 are used to fund highway improvements, social programs, capital acquisition, recycling programs, and debt repayment. The remaining unassigned balance of \$8,804,625 is used for one-time expenditures, and to cash flow operations between major revenue collection periods.
- At the end of the current fiscal year, unrestricted fund balance for the General Fund was \$10,823,973 or 35.1 percent of total General Fund expenditures, a decrease of \$14,336 in comparison with the prior year. The unassigned amount of fund balance for the General Fund was \$8,868,911, or 28.8 percent of total General Fund expenditures. This increase of \$245,499 is mostly due the increased in overall tax collections.
- Crow Wing County's long-term liabilities (due in more than one year) decreased by \$8,431,533, or 11.9 percent, to \$62,147,396 during the current fiscal year. This change is primarily the result of the reduction of debt principal payments in the amount of \$4,678,200. There was a reduction in the County's net OPEB obligation in the amount of \$2,809,607, for a total liability of \$37,992,130. The County also had a reduction in the estimated liability for landfill closure/postclosure in the amount of \$684,527.

OVERVIEW OF THE FINANCIAL STATEMENTS

The Management's Discussion and Analysis (MD&A) is intended to serve as an introduction to Crow Wing County's basic financial statements. Crow Wing County's basic financial statements are comprised of three components: government-wide financial statements, fund financial statements, and notes to the financial statements. This report also contains other supplementary information in addition to the basic financial statements themselves.

Government-Wide Financial Statements

The government-wide financial statements are designed to provide readers with a broad overview of Crow Wing County's finances in a manner similar to a private-sector business.

(Unaudited)

The statement of net position presents information on all of Crow Wing County's assets and deferred outflows of resources and liabilities and deferred inflows of resources, with the difference between them reported as net position. Over time, increases or decreases in net position may serve as a useful indicator of whether the financial position of Crow Wing County is improving or deteriorating.

The statement of activities presents information showing how the government's net position changed during the most recent fiscal year. All changes in net position are reported as soon as the underlying event giving rise to the change occurs, regardless of the timing of related cash flows. Thus, revenues and expenses are reported in this statement for some items that will result in cash flows in future fiscal periods (such as uncollected taxes and earned but unused paid time off and severance leave).

Both government-wide financial statements distinguish functions of Crow Wing County that are principally supported by taxes and intergovernmental revenues (governmental activities) from other functions that are intended to recover all or a significant portion of their cost through user fees and charges (business-type activities). The governmental activities of Crow Wing County include general government, public safety, highways and streets, sanitation, health and human services, culture and recreation, conservation of natural resources, economic development, and interest. The business-type activity of Crow Wing County is the Crow Wing County Landfill.

The government-wide financial statements may be found on pages 27 through 31 of this report.

Fund Financial Statements

A fund is a grouping of related accounts used to maintain control over resources that have been segregated for specific activities or objectives. Crow Wing County, like other state and local governments, uses fund accounting to ensure and demonstrate compliance with finance-related legal requirements. All funds of Crow Wing County can be divided into three broad categories: governmental funds, proprietary funds, and fiduciary funds.

Governmental funds – Governmental funds are used to account for essentially the same functions reported as governmental activities in the government-wide financial statements. However, unlike the government-wide financial statements, governmental fund financial statements focus on near-term inflows and outflows of spendable resources, as well as on balances of spendable resources available at the end of the fiscal year. Such information may be useful in evaluating a government's near-term financing requirements.

Because the focus of governmental funds is narrower than government-wide financial statements, it is useful to compare the information presented for governmental funds with similar information presented for governmental activities in the government-wide financial statements. By doing so, readers may better understand the long-term impact of the government's near-term financing decisions. Both the governmental fund balance sheet and the governmental fund statement of revenues, expenditures, and changes in fund balances provide a reconciliation to facilitate this comparison between governmental funds and governmental activities.

Within the governmental funds, Crow Wing County maintains five fund types: general, special revenue, debt service, capital projects, and permanent. Information is presented separately in the governmental fund balance sheet and in the governmental fund statement of revenues, expenditures, and changes in fund balances for the General Fund; Highway, Community Services, and Public Land Management Special Revenue Funds; Debt Service Fund; and Capital Projects Fund, all of which are considered to be major funds. Data from the other four special revenue nonmajor governmental funds and the permanent fund are combined into a single, aggregated presentation. Individual fund data for each of these nonmajor governmental funds is provided in the form of combining statements elsewhere in this report.

Crow Wing County adopts an annual appropriated budget for the following governmental funds: General, Highway, Community Services, Public Land Management, Debt Service, Capital Projects, Solid Waste (Non-Landfill), Unorganized Townships, Small Cities Development Program, Ditch and Environmental Trust. Budgetary comparison schedules have been provided for these funds to demonstrate compliance with their budgets.

The basic governmental fund financial statements may be found on pages 32 through 40 of this report.

(Unaudited)

General Fund – The General Fund is the County’s primary operating fund. It is used to account for and report all financial resources not accounted for and reported in another fund.

Special Revenue Funds – Special revenue funds are used to account for and report the proceeds of specific revenue sources that are restricted or committed to expenditure for specified purposes other than debt service or capital assets. The special revenue funds include:

- Highway
- Community Services
- Public Land Management
- Solid Waste (Non-Landfill)
- Unorganized Townships
- Small Cities Development Program
- Ditch

Debt Service Fund – The Debt Service Fund is used to account for and report financial resources that are restricted, committed, or assigned to expenditure for principal and interest.

Capital Projects Fund – The Capital Projects Fund is used to account for and report financial resources that are restricted, committed, or assigned to expenditure for capital outlays, including the acquisition or construction of capital facilities and other capital assets.

Permanent Fund – The Permanent Fund is used to report resources legally restricted to the extent that only earnings, and not principal from the Environmental Trust Permanent Fund, may be used for environmental purposes.

Proprietary funds – Crow Wing County maintains one proprietary fund, an enterprise fund. The enterprise fund is used to report the same functions presented as business-type activities in the government-wide financial statements. Crow Wing County uses an enterprise fund to account for its landfill operations.

Proprietary funds provide the same type of information as the government-wide financial statements, only in more detail. The proprietary fund financial statements provide information for the Landfill Enterprise Fund, which is considered to be a major fund of Crow Wing County.

The basic proprietary fund financial statements can be found on pages 41 through 44 of this report.

Fiduciary funds – Fiduciary funds (trust and custodial funds) are used to account for resources held for the benefit of parties outside the government. Fiduciary funds are not reflected in the government-wide financial statements because the resources of those funds are not available to support Crow Wing County’s own programs. The accounting used for fiduciary funds is much like that used for proprietary funds.

The basic fiduciary fund financial statements can be found on pages 45 through 46 of this report.

Notes to the Financial Statements

The notes provide additional information that is essential to a full understanding of the data provided in the government-wide and fund financial statements. The notes to the financial statements can be found on pages 47 through 88 of this report.

Other Information

In addition to the basic financial statements and accompanying notes, this report also presents required supplementary information that can be found on pages 89 through 103 of this report. The combining statements referred to earlier in connection with nonmajor governmental funds are in the supplementary information section and follow the required supplementary information. Combining and individual fund statements can be found on pages 104 through 123 of this report.

(Unaudited)

GOVERNMENT-WIDE FINANCIAL ANALYSIS

As noted earlier, net position may serve over time as a useful indicator of a government's financial position. In the case of Crow Wing County, assets and deferred outflows of resources exceeded liabilities and deferred inflows of resources by \$210,080,554 at the close of the most recent fiscal year.

Net investment in capital assets of \$203,688,825 represents the largest portion of net position (97.0 percent). Crow Wing County uses these capital assets to provide services to citizens; consequently, these assets are not available for future spending. Although Crow Wing County's investment in its capital assets is reported net of related debt, it should be noted that the resources needed to repay this debt must be provided from other sources, since the capital assets themselves cannot be used to liquidate these liabilities.

An additional portion of Crow Wing County's net position, \$26,856,262, or 12.8 percent, represents resources that are subject to external restrictions on how they may be used. The remaining balance of net position is unrestricted (\$20,464,533). Unrestricted net position includes \$15,335,100 of investments in joint ventures, or 7.3% of the total net position.

Net Position

	Governmental Activities		Business-Type Activities		Total	
	2019	2018	2019	2018	2019	2018
Current and other assets	\$ 67,747,786	\$ 71,569,986	\$ 12,361,830	\$ 15,275,542	\$ 80,109,616	\$ 86,845,528
Capital assets	203,752,383	197,553,829	6,753,873	3,727,297	210,506,256	201,281,126
Total assets	<u>\$ 271,500,169</u>	<u>\$ 269,123,815</u>	<u>\$ 19,115,703</u>	<u>\$ 19,002,839</u>	<u>\$ 290,615,872</u>	<u>\$ 288,126,654</u>
Total deferred outflows of resources	<u>\$ 10,893,431</u>	<u>\$ 11,467,329</u>	<u>\$ 37,883</u>	<u>\$ 19,312</u>	<u>\$ 10,931,314</u>	<u>\$ 11,486,641</u>
Noncurrent liabilities	\$ 57,641,853	\$ 65,374,053	\$ 4,505,543	\$ 5,204,876	\$ 62,147,396	\$ 70,578,929
Other liabilities	14,603,589	12,291,173	598,790	217,344	15,202,379	12,508,517
Total liabilities	<u>\$ 72,245,442</u>	<u>\$ 77,665,226</u>	<u>\$ 5,104,333</u>	<u>\$ 5,422,220</u>	<u>\$ 77,349,775</u>	<u>\$ 83,087,446</u>
Total deferred inflows of resources	<u>\$ 14,084,020</u>	<u>\$ 14,666,910</u>	<u>\$ 32,837</u>	<u>\$ 19,239</u>	<u>\$ 14,116,857</u>	<u>\$ 14,686,149</u>
Net position						
Net investment in capital assets	\$ 197,321,553	\$ 187,498,002	\$ 6,367,272	\$ 3,727,297	\$ 203,688,825	\$ 191,225,299
Restricted	24,838,282	26,628,305	2,017,980	1,175,578	26,856,262	27,803,883
Unrestricted	(26,095,697)	(26,000,200)	5,631,164	8,677,817	(20,464,533)	(17,322,383)
Total net position	<u>\$ 196,064,138</u>	<u>\$ 188,126,107</u>	<u>\$ 14,016,416</u>	<u>\$ 13,580,692</u>	<u>\$ 210,080,554</u>	<u>\$ 201,706,799</u>

In 2019, Crow Wing County's net position increased \$7,855,080 over 2018 prior to the restatement for the prior period adjustment for the prior recognition of tax revenue. Investment in capital assets and reduction of long-term liabilities are the major operational drivers to the change in net position.

(Unaudited)

Governmental Activities

Governmental activities increased Crow Wing County's net position by \$7,419,356, thereby accounting for the majority of total growth in the net position of Crow Wing County. Primary components of this change are an increase in net investment in capital assets of \$9,823,551 due to increased asset purchases and decreased debt related to them; and a decrease in unrestricted net position of \$95,497, which is primarily attributable to the reduction in cash and investments.

Approximately \$10,762,372 of the unrestricted net position in the government-wide statements are fund balances from governmental fund statements that are either committed by Board action for specific purposes or assigned, indicating County management's intent to use the funds for specific purposes. Unrestricted net position also includes \$15,335,100 of investments in joint ventures. These components account for more unrestricted net position than is reported, due to the recognition of the other post employment benefits liability, which reduces the amount of unrestricted net position available.

Charges for services increased by \$897,838 from the prior year. The largest component of this change was an increase of an approximate \$835,000 related to highways and streets, which is primarily attributable to an increase in city and township reimbursements for road projects.

Operating grants and contributions decreased \$659,253 over the prior year. Large components of this decrease are decreases in highways and streets for \$650,000 related to state allotments.

Capital grants and contributions decreased \$6,934,769 from the prior year. The County received \$6,900,000 less in federal capital grants in the current year from the Minnesota Department of Transportation.

Property taxes increased \$1,947,587 related to the increase in levy from prior year and the collection of delinquent taxes in the current year.

Transportation sales and use tax increased \$586,591 from the prior year due to sales and use tax collections.

Total expenses increased \$327,658 from 2018; of this, \$447,000 related to recording software projects. Increases or decreases in expenses for general government, public safety, and health and human services were 5.0 percent or less from the prior year, or had insignificant dollar variances. Notable variances from the prior year include expenses for highways and streets (decreased 13.9 percent), sanitation (decreased 33.6 percent), conservation of natural resources (increased 28.1 percent), economic development (decreased 15.5 percent), and interest (decreased 57.6 percent decrease).

Highways and streets expenses decreased \$2,220,242 from 2018 due to less bituminous resurfacing and construction projects that occurred during 2019.

Sanitation expenses decreased \$2,800 from 2018. These expenses were related to the improvements of a sanitary sewer district, and were funded by the receipt of a grant from the Minnesota Public Facilities Authority. Current year expenses are minimal, as the project is nearly finished.

Expenses for conservation of natural resources increased \$670,985 from 2018. Increased expenses are attributable to the hiring of AIS inspectors.

The decrease to economic development of \$8,727 is due to additional transfers of small cities development program dollars to the Crow Wing County Housing and Redevelopment Authority.

(Unaudited)

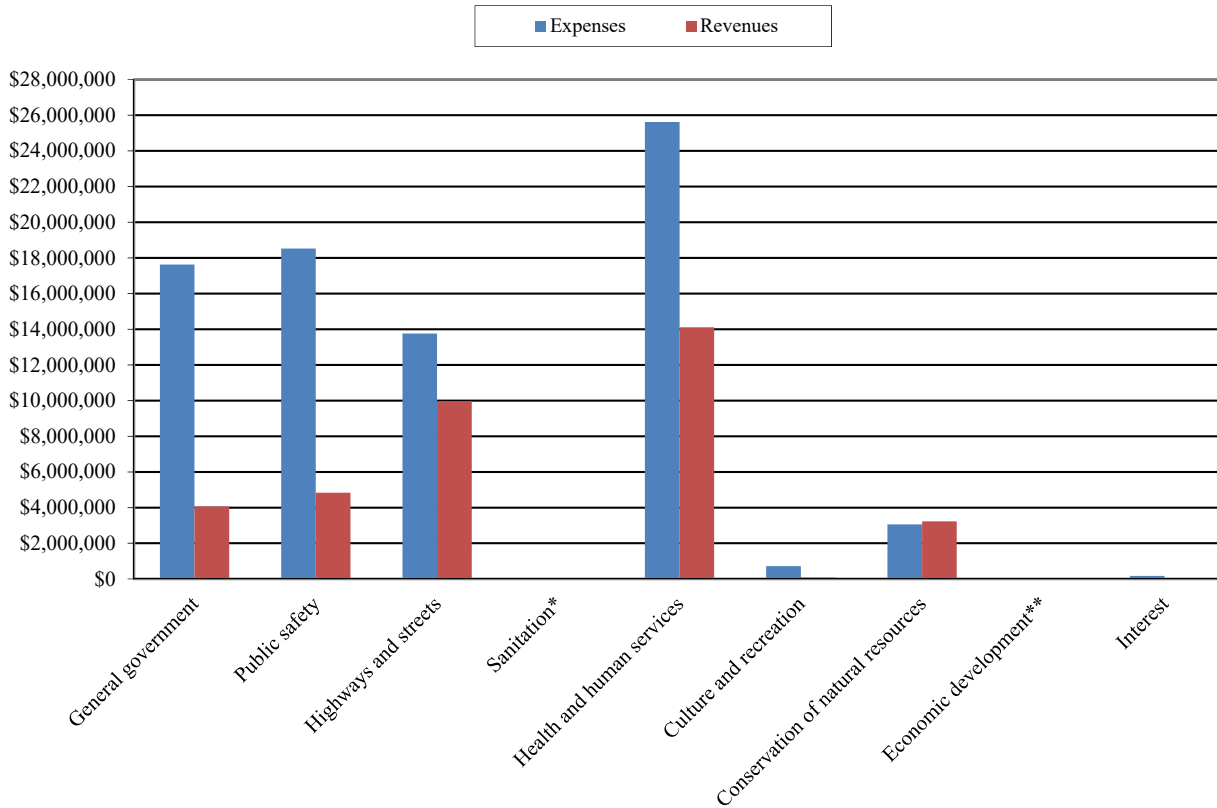
Business-Type Activities

Business-type activities increased Crow Wing County's net position by \$435,724. This increase is the result of a favorable operating surplus. Investment income increased \$17,547 from the prior year. This change is primarily due to increased landfill cash held in investments. Expenses related to the landfill increased \$39,401 from 2018.

Changes in Net Position						
	Governmental Activities		Business-Type Activities		Total	
	2019	2018	2019	2018	2019	2018
Revenues						
Program revenues						
Charges for services	\$ 12,500,178	\$ 11,602,340	\$ 2,909,938	\$ 2,921,411	\$ 15,410,116	\$ 14,523,751
Operating grants and contributions	23,751,768	24,411,021	-	-	23,751,768	24,411,021
Capital grants and contributions	7,620	6,942,389	-	-	7,620	6,942,389
General revenues			-	-		
Property taxes	38,217,125	36,269,538	-	-	38,217,125	36,269,538
Transportation sales and use tax	7,003,669	6,417,078	-	-	7,003,669	6,417,078
Mortgage registry and deed tax	112,094	105,494	-	-	112,094	105,494
Payments in lieu of tax	573,695	562,442	-	-	573,695	562,442
Grants and contributions not restricted to specific programs	2,933,555	2,839,173	595	595	2,934,150	2,839,768
Investment income	1,650,168	897,569	157,874	140,327	1,808,042	1,037,896
Miscellaneous	178,817	222,925	-	-	178,817	222,925
Total Revenues	\$ 86,928,689	\$ 90,269,969	\$ 3,068,407	\$ 3,062,333	\$ 89,997,096	\$ 93,332,302
Expenses						
General government	\$ 17,623,743	\$ 16,819,477	\$ -	\$ -	\$ 17,623,743	\$ 16,819,477
Public safety	18,519,174	17,875,341	-	-	18,519,174	17,875,341
Highways and streets	13,760,044	15,980,286	-	-	13,760,044	15,980,286
Sanitation	5,533	8,333	-	-	5,533	8,333
Health and human services	25,616,323	24,937,883	-	-	25,616,323	24,937,883
Culture and recreation	712,275	720,633	-	-	712,275	720,633
Conservation of natural resources	3,055,512	2,384,527	-	-	3,055,512	2,384,527
Economic development	47,689	56,416	-	-	47,689	56,416
Interest	169,040	398,779	-	-	169,040	398,779
Landfill	-	-	2,632,683	2,593,282	2,632,683	2,593,282
Total Expenses	\$ 79,509,333	\$ 79,181,675	\$ 2,632,683	\$ 2,593,282	\$ 82,142,016	\$ 81,774,957
Increase (decrease) in Net Position	\$ 7,419,356	\$ 11,088,294	\$ 435,724	\$ 469,051	\$ 7,855,080	\$ 11,557,345
Net Position, beginning	188,126,107	198,130,528	13,580,692	13,104,336	201,706,799	211,234,864
Restatement	518,675	(21,092,715)	-	7,305	518,675	(21,085,410)
Net Position, as restated	188,644,782	177,037,813	13,580,692	13,111,641	202,225,474	190,149,454
Net Position, ending	\$ 196,064,138	\$ 188,126,107	\$ 14,016,416	\$ 13,580,692	\$ 210,080,554	\$ 201,706,799

(Unaudited)

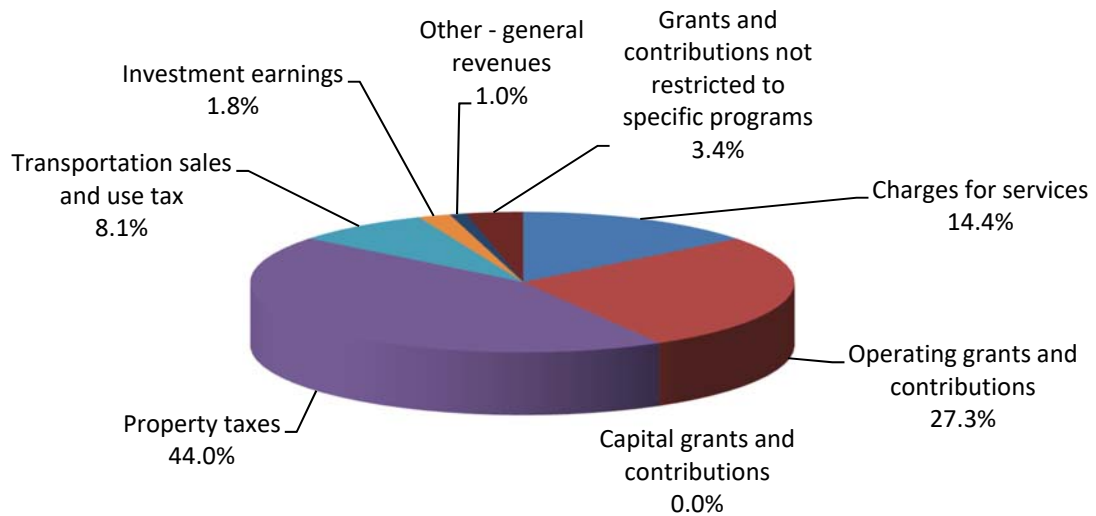
Expenses and Program Revenues - Governmental Activities



*Sanitation had expenses of \$5,533 and no revenues, which are difficult to measure using the above graph.

**Economic development had expenses of \$47,689 and no revenues, which are difficult to measure using the above graph.

Revenue by Source - Governmental Activities



(Unaudited)

FINANCIAL ANALYSIS OF THE GOVERNMENT'S FUNDS

As noted earlier, Crow Wing County uses fund accounting to ensure and demonstrate compliance with finance-related legal requirements.

Governmental funds – The focus of Crow Wing County's governmental funds is to provide information on near-term inflows, outflows, and balances of spendable resources. Such information is useful in assessing Crow Wing County's financing requirements. In particular, total unrestricted fund balances (i.e., Committed, Assigned, and Unassigned classifications) may serve as a useful measure of a government's net resources available for spending at the end of the fiscal year.

As of the end of the fiscal year, Crow Wing County's governmental funds reported combined ending fund balances of \$41,769,194, a decrease of \$3,963,890 in comparison with the prior year. Of this total amount, \$19,566,997 constitutes unrestricted fund balance. The remaining \$22,202,197 of governmental funds fund balance is either Nonspendable or Restricted, indicating that it is not available for spending at the government's discretion. The most significant Nonspendable and Restricted fund balances are as follows: Restricted for Debt service \$4,923,627; Restricted for Local option sales tax \$8,672,415; Restricted for Solid waste (non-landfill) \$2,147,617; Restricted for Unorganized townships \$754,149; Nonspendable Environmental trust corpus \$1,846,499; and Nonspendable Inventories \$928,609.

The General Fund is the chief operating fund of Crow Wing County. At the end of the current fiscal year, unrestricted fund balance of the General Fund was \$10,823,973, while the total fund balance was \$12,373,846. As a measure of the General Fund's liquidity, it may be useful to compare both unrestricted fund balance (combining committed, assigned, and unassigned) and total unassigned fund balance to total fund expenditures. Unrestricted fund balance represents 35.1 percent of the total General Fund expenditures, while unassigned fund balance represents 28.8 percent of that same amount.

The fund balance of Crow Wing County's General Fund decreased \$354,234 from 2018. This change is mostly due to an increase in public safety expenditures. Revenues for the General Fund decreased by \$1,392,050, or -5.0 percent, and expenditures increased \$1,252,325, or 4.2 percent. The operating budget of the General Fund is structurally balanced.

The Highway Special Revenue Fund had a total fund balance of \$16,712,865 at the end of the fiscal year. The fund balance of the Highway Special Revenue Fund increased by \$1,239,623 during the current fiscal year. On the modified accrual basis, revenues decreased \$5,374,368 from the prior year, primarily related to the shared revenues received for bituminous overlay projects that was received in 2018. Expenditures decreased by \$4,077,828 due to less operating expenditures and capital outlay in the current year. Engineering and construction costs vary year to year due to project timelines in the County's Highway Improvement Plan.

The Community Services Special Revenue Fund had a total fund balance of \$736,535 at the end of the fiscal year. The fund balance of the Community Services Special Revenue Fund decreased by \$1,512,073 during the current fiscal year. Revenues increased \$1,671,924 from the prior year; this change is primarily related to an increase property taxes in the amount of \$1,617,432. Expenditures increased \$1,544,695 from the prior year: contributing factors were increased costs for social services and for increased costs for state operated services and out-of-home placements.

The Public Land Management Special Revenue Fund had a total fund balance of \$570,167 at the end of the fiscal year. The fund balance of the Public Land Management Special Revenue Fund increased by \$18,752 during the current fiscal year. While expenditures increased \$205,861 from the prior year due to an increase in the salaries and benefits for AIS inspectors, revenues also increased \$158,062 due to additional license and permit collections in 2019.

The Debt Service Fund had a total fund balance of \$5,050,971 at the end of the fiscal year. The fund balance of the Debt Service Fund increased by \$125,301 during the current fiscal year. Changes in fund balance of the Debt Service Fund are due to taxes collected and principal and interest payments disbursed.

The Capital Projects Fund had a total fund balance of \$596,883 at the end of the fiscal year. The fund balance of the Capital Projects Fund decreased by \$2,649,577 during the current fiscal year. Revenues decreased by \$692,081 due to decreased property tax levy, and expenditures increased \$1,485,227, primarily due to planned improvement projects.

(Unaudited)

Proprietary fund – Crow Wing County’s proprietary fund provides the same type of information found in the government-wide financial statements, but in more detail.

Factors concerning the finances of the Landfill Enterprise Fund have already been addressed in the discussion of Crow Wing County’s business-type activities.

General Fund Budgetary Highlights

Budgets can be amended during the year by the County Board. Budget change requests are reviewed by the County Administrator’s Office and submitted to the County Board for their review and approval.

Notable variances from budget include:

- An unfavorable variance for taxes revenue for \$664,983 primarily related to a decrease in the tax collections.
- A favorable variance for intergovernmental revenue for \$639,162 primarily related to the shared revenues for the supplemental homestead credit.
- An unfavorable variance for charges for services revenue for \$611,377 primarily related to fewer state reimbursements for public safety placements.
- A favorable variance for investment earnings revenue for \$696,590 primarily related to higher than expected interest rates.
- An unfavorable variance for public safety support expenditures for \$475,650 related to the increase in salaries and benefits.

CAPITAL ASSETS AND DEBT ADMINISTRATION

Capital Assets

Crow Wing County’s investment in capital assets for its governmental and business-type activities as of December 31, 2019, amounts to \$210,506,256 (net of accumulated depreciation). This investment in capital assets includes land; construction in progress; infrastructure – right-of-way; buildings; land improvements; machinery, furniture, and equipment; infrastructure; and landfill. The total increase in Crow Wing County’s investment in capital assets for the current fiscal year was 4.6 percent.

Major capital asset events during 2019 included an increase in infrastructure and bituminous overlays for multiple roadways and striping and signage of \$12,000,000 related to highway improvement projects, and increases in construction in progress.

(Unaudited)

Capital Assets
(Net of Accumulated Depreciation)

	Governmental Activities		Business-Type Activities		Total	
	2019	2018	2019	2018	2019	2018
Land	\$ 15,135,153	\$ 14,883,644	\$ 412,334	\$ 412,334	\$ 15,547,487	\$ 15,295,978
Construction in progress	9,115,474	10,620,048	4,039,111	1,081,106	13,154,585	11,701,154
Infrastructure - right-of-way	7,004,391	6,991,003	-	-	7,004,391	6,991,003
Buildings	40,300,329	41,386,592	360,893	389,435	40,661,222	41,776,027
Land improvements	1,524,270	1,608,013	-	-	1,524,270	1,608,013
Machinery, furniture, and equipment	5,262,521	5,616,790	17,188	19,025	5,279,709	5,635,815
Infrastructure	125,410,245	116,447,739	-	-	125,410,245	116,447,739
Landfill	-	-	1,924,347	1,825,397	1,924,347	1,825,397
Total	<u>\$ 203,752,383</u>	<u>\$ 197,553,829</u>	<u>\$ 6,753,873</u>	<u>\$ 3,727,297</u>	<u>\$ 210,506,256</u>	<u>\$ 201,281,126</u>

Additional information on Crow Wing County's capital assets may be found in Note III.A.3 of this report.

Long-Term Debt

At the end of 2019, Crow Wing County had total bonded debt outstanding of \$4,980,000. This is a decrease of \$4,577,500 from the prior year, which is due to principal payments. Current and future County tax levies are used to finance the bonded indebtedness.

Crow Wing County maintains an "AA" rating from Standard and Poor's for general obligation debt.

Outstanding Debt

General Obligation and Capital Lease

	Governmental Activities	
	2019	2018
General obligation bonds	\$ 4,980,000	\$ 9,557,500
Capital lease	429,300	530,000
Total	<u>\$ 5,409,300</u>	<u>\$ 10,087,500</u>

State statutes limit the amount of general obligation debt a county can incur to no more than three percent of the market value of taxable property in the county. The 2019 debt limitation for Crow Wing County is \$310,980,915, which is significantly in excess of Crow Wing County's outstanding debt obligations.

Additional information on Crow Wing County's long-term debt may be found in Note III.C.2-5 of this report.

(Unaudited)

ECONOMIC FACTORS AND NEXT YEAR'S BUDGETS AND RATES

The County's elected and appointed officials considered many factors when setting the fiscal year 2019 budget, tax rates, and fees that will be charged for the business-type activities.

- The County's estimated market value increased by 3.96 percent in 2019.
- Crow Wing County continues to have one of the lowest tax capacity rates in the State of Minnesota. Crow Wing County's tax capacity rate for 2019 is 32.68 percent.
- In December 2019 the Crow Wing County Board of Commissioners approved the 2020 budget for \$96,126,574, related to the County's Governmental Funds. The 2020 total levy is \$39,307,634, which is an increase of \$2,554,146, or 6.95 percent, compared to the 2019 levy of \$36,753,488.

The County is dependent on the State of Minnesota for a significant portion of its revenue. Recent experience demonstrates that the legislature may decrease revenue again. In addition, in early 2020, Crow Wing County was dealing with many challenges relating to the COVID-19 pandemic. Many staff began working from home and the full impact of the pandemic has not yet been determined.

INDEPENDENT AUDIT

Minn. Stat. § 6.481 requires an annual examination of books of accounts, financial records, and transactions of all County functions by the Office of the State Auditor or a CPA firm meeting the requirements of Minn. Stat. §326A.05. The report is available for inspection upon request at Administrative Services – Financial Services Division during normal working hours.

REQUESTS FOR INFORMATION

This financial report is designed to provide a general overview of Crow Wing County's finances for all those with an interest. If you have a question about this report or need information, contact Administrative Services – Financial Services Division, 326 Laurel Street, Suite 22, Brainerd, Minnesota 56401. You may also contact us via email at FinanceAP@crowwing.us or visit our web site at www.crowwing.us.

(Unaudited)

**CROW WING COUNTY
BRAINERD, MINNESOTA**

**STATEMENT OF NET POSITION
DECEMBER 31, 2019**

	Primary Government		
	Governmental Activities	Business-type Activities	Total
ASSETS			
Current assets			
Cash and investments	\$ 39,479,560	\$ 5,940,456	\$ 45,420,016
Taxes receivable - delinquent	1,604,323	-	1,604,323
Accounts receivable	267,300	127,760	395,060
Accrued interest receivable	364,936	-	364,936
Contracts receivable	1,191,253	-	1,191,253
Due from other governments	7,822,727	-	7,822,727
Internal balances	(90)	90	-
Loans receivable	156,387	-	156,387
Inventories	928,609	-	928,609
Prepaid items	425,378	-	425,378
Total current assets	\$ 52,240,383	\$ 6,068,306	\$ 58,308,689
Noncurrent assets			
Restricted assets			
Cash and investments	\$ -	\$ 6,293,524	\$ 6,293,524
Long-term receivable	172,303	-	172,303
Investment in joint venture	15,335,100	-	15,335,100
Capital assets			
Non-depreciable	31,255,018	4,451,445	35,706,463
Depreciable - net of accumulated depreciation	172,497,365	2,302,428	174,799,793
Total noncurrent assets	\$ 219,259,786	\$ 13,047,397	\$ 232,307,183
Total Assets	\$ 271,500,169	\$ 19,115,703	\$ 290,615,872
DEFERRED OUTFLOWS OF RESOURCES			
Deferred charge on refunding	\$ 37,575	\$ -	\$ 37,575
Deferred outflow for other post employment benefits obligations	5,771,603	32,785	5,804,388
Deferred outflow for pensions	5,084,253	5,098	5,089,351
Total Deferred Outflows of Resources	\$ 10,893,431	\$ 37,883	\$ 10,931,314

(Continued)

**CROW WING COUNTY
BRainerd, MINNESOTA**

**STATEMENT OF NET POSITION
DECEMBER 31, 2019
(Continued)**

	Primary Government		
	Governmental Activities	Business-type Activities	Total
LIABILITIES			
Current liabilities			
Accounts payable	\$ 1,354,477	\$ 176,935	\$ 1,531,412
Salaries payable	1,311,154	6,744	1,317,898
Accrued payroll taxes payable	178,217	936	179,153
Contracts payable	1,215,583	-	1,215,583
Retainage payable	46,729	386,601	433,330
Due to other governments	534,692	-	534,692
Accrued interest payable	105,611	-	105,611
Claims payable	62,299	-	62,299
Customer deposits	69,326	-	69,326
Compensated absences payable - current	2,665,665	15,623	2,681,288
Capital leases payable - current	103,350	-	103,350
General obligation bonds payable - current	4,842,517	-	4,842,517
Other post employment benefits obligations - current	2,113,969	11,951	2,125,920
Total current liabilities	\$ 14,603,589	\$ 598,790	\$ 15,202,379
Noncurrent liabilities			
Compensated absences payable	\$ 295,087	\$ 1,736	\$ 296,823
Capital lease payable	325,950	-	325,950
General obligation bonds payable	180,953	-	180,953
Net other post employment benefits obligations	37,824,284	167,846	37,992,130
Net pension liability	19,015,579	60,416	19,075,995
Estimated liability for landfill closure/postclosure	-	4,275,545	4,275,545
Total noncurrent liabilities	\$ 57,641,853	\$ 4,505,543	\$ 62,147,396
Total Liabilities	\$ 72,245,442	\$ 5,104,333	\$ 77,349,775
DEFERRED INFLOWS OF RESOURCES			
Property taxes levied for subsequent years	\$ 30,280	\$ -	\$ 30,280
Deferred inflow for other post employment benefits obligations	3,744,756	21,271	3,766,027
Deferred inflow for pensions	10,308,984	11,566	10,320,550
Total Deferred Inflows of Resources	\$ 14,084,020	\$ 32,837	\$ 14,116,857
NET POSITION			
Net investment in capital assets	\$ 197,321,553	\$ 6,367,272	\$ 203,688,825
Restricted for:			
General government	710,274	-	710,274
Public safety	130,363	-	130,363
Highways and streets	11,796,346	-	11,796,346
Health and human services	248,202	-	248,202
Culture and recreation	231,708	-	231,708
Conservation of natural resources	4,573,305	-	4,573,305
Environmental uses - expendable	116,520	-	116,520
Environmental uses - nonexpendable	1,846,499	-	1,846,499
Economic development	160,541	-	160,541
Debt service	5,024,524	-	5,024,524
Landfill closure/postclosure	-	2,017,980	2,017,980
Unrestricted	(26,095,697)	5,631,164	(20,464,533)
Total Net Position	\$ 196,064,138	\$ 14,016,416	\$ 210,080,554

The notes to the financial statements are an integral part of this statement.

This page was left blank intentionally

**CROW WING COUNTY
BRainerd, MINNESOTA**

**STATEMENT OF ACTIVITIES
FOR THE YEAR ENDED DECEMBER 31, 2019**

<u>Functions/Programs</u>	<u>Expenses</u>	<u>Program Revenues</u>		
		<u>Charges for Services</u>	<u>Operating Grants and Contributions</u>	<u>Capital Grants and Contributions</u>
Primary government				
Governmental activities				
General government	\$ 17,623,743	\$ 3,021,334	\$ 1,035,470	\$ -
Public safety	18,519,174	2,800,353	2,032,775	-
Highways and streets	13,760,044	2,304,444	7,652,494	7,620
Sanitation	5,533	-	-	-
Health and human services	25,616,323	1,440,180	12,666,364	-
Culture and recreation	712,275	-	71,315	-
Conservation of natural resources	3,055,512	2,933,867	293,350	-
Economic development	47,689	-	-	-
Interest	169,040	-	-	-
Total governmental activities	\$ 79,509,333	\$ 12,500,178	\$ 23,751,768	\$ 7,620
Business-type activities				
Landfill	\$ 2,632,683	\$ 2,909,938	\$ -	\$ -
Total primary government	\$ 82,142,016	\$ 15,410,116	\$ 23,751,768	\$ 7,620

General Revenues

Property taxes
Transportation sales and use tax
Mortgage registry and deed tax
Payments in lieu of tax
Grants and contributions not restricted to specific programs
Investment income
Miscellaneous

Total general revenues

Change in net position

Net Position - Beginning

Restatement (See Note V & VI)

Net Position - Beginning, as Restated

Net Position - Ending

The notes to the financial statements are an integral part of this statement.

Net (Expense) Revenue and Changes in Net Position		
Primary Government		
Governmental Activities	Business-type Activities	Total
\$ (13,566,939)	\$ -	\$ (13,566,939)
(13,686,046)	-	(13,686,046)
(3,795,486)	-	(3,795,486)
(5,533)	-	(5,533)
(11,509,779)	-	(11,509,779)
(640,960)	-	(640,960)
171,705	-	171,705
(47,689)	-	(47,689)
(169,040)	-	(169,040)
\$ (43,249,767)	\$ -	\$ (43,249,767)
\$ -	\$ 277,255	\$ 277,255
\$ (43,249,767)	\$ 277,255	\$ (42,972,512)
\$ 38,217,125	\$ -	\$ 38,217,125
7,003,669	-	7,003,669
112,094	-	112,094
573,695	-	573,695
2,933,555	595	2,934,150
1,650,168	157,874	1,808,042
178,817	-	178,817
\$ 50,669,123	\$ 158,469	\$ 50,827,592
\$ 7,419,356	\$ 435,724	\$ 7,855,080
188,126,107	13,580,692	201,706,799
518,675	-	518,675
188,644,782	13,580,692	202,225,474
\$ 196,064,138	\$ 14,016,416	\$ 210,080,554

**CROW WING COUNTY
BRainerd, MINNESOTA**

**BALANCE SHEET
GOVERNMENTAL FUNDS
DECEMBER 31, 2019**

	<u>General</u>	<u>Highway</u>	<u>Community Services</u>	<u>Public Land Management</u>
ASSETS				
Cash and investments	\$ 11,659,397	\$ 13,598,649	\$ -	\$ 1,795,624
Taxes receivable - delinquent	834,076	87,125	438,958	-
Accounts receivable	126,199	-	116,485	-
Accrued interest receivable	361,857	-	-	-
Due from other funds	1,079,368	109,141	-	-
Contracts receivable	-	-	-	1,191,253
Due from other governments	138,954	4,777,000	2,850,950	-
Loans receivable	-	-	-	-
Inventories	-	928,609	-	-
Prepaid items	365,596	8,311	48,795	2,050
Total Assets	\$ 14,565,447	\$ 19,508,835	\$ 3,455,188	\$ 2,988,927
LIABILITIES				
Accounts payable	\$ 296,277	\$ 201,023	\$ 673,644	\$ 1,291
Salaries payable	688,447	85,539	508,481	17,232
Accrued payroll taxes payable	96,683	11,835	65,723	2,378
Contracts payable	-	-	-	22,219
Retainage payable	-	5,836	-	-
Due to other funds	90	-	664,540	823,494
Due to other governments	81,372	34,830	57,597	360,893
Claims payable	62,299	-	-	-
Customer deposits	69,326	-	-	-
Total Liabilities	\$ 1,294,494	\$ 339,063	\$ 1,969,985	\$ 1,227,507
DEFERRED INFLOWS OF RESOURCES				
Unavailable revenue (Note III.D.)	\$ 897,107	\$ 2,456,907	\$ 748,668	\$ 1,191,253

The notes to the financial statements are an integral part of this statement.

<u>Debt Service</u>	<u>Capital Projects</u>	<u>Nonmajor Funds</u>	<u>Total</u>
\$ 5,055,697	\$ 1,591,330	\$ 5,778,863	\$ 39,479,560
202,282	13,726	28,156	1,604,323
-	-	24,616	267,300
-	-	3,079	364,936
-	410,568	-	1,599,077
-	-	-	1,191,253
-	-	55,823	7,822,727
-	-	156,387	156,387
-	-	-	928,609
-	-	626	425,378
<u>\$ 5,257,979</u>	<u>\$ 2,015,624</u>	<u>\$ 6,047,550</u>	<u>\$ 53,839,550</u>

\$ 500	\$ 170,758	\$ 10,984	\$ 1,354,477
-	-	11,455	1,311,154
-	-	1,598	178,217
-	1,193,364	-	1,215,583
-	40,893	-	46,729
-	-	111,043	1,599,167
-	-	-	534,692
-	-	-	62,299
-	-	-	69,326
<u>\$ 500</u>	<u>\$ 1,405,015</u>	<u>\$ 135,080</u>	<u>\$ 6,371,644</u>

<u>\$ 206,508</u>	<u>\$ 13,726</u>	<u>\$ 184,543</u>	<u>\$ 5,698,712</u>
-------------------	------------------	-------------------	---------------------

(Continued)

**CROW WING COUNTY
BRainerd, MINNESOTA**

**BALANCE SHEET
GOVERNMENTAL FUNDS
DECEMBER 31, 2019
(Continued)**

	<u>General</u>	<u>Highway</u>	<u>Community Services</u>	<u>Public Land Management</u>
FUND BALANCES				
Nonspendable:				
Missing heirs	\$ 76,449	\$ -	\$ -	\$ -
Inventories	-	928,609	-	-
Prepays	365,596	8,311	48,795	2,050
Environmental trust corpus	-	-	-	-
Restricted for:				
Enhanced 911	84,181	-	-	-
Sheriff's drug contingency	2,932	-	-	-
DUI assessment	8,636	-	-	-
Lakes area drug investigation forfeiture	34,614	-	-	-
Water plan	14,033	-	-	-
Recreation	231,708	-	-	-
Land based improvements	309,440	-	-	-
Recorder's technology	260,099	-	-	-
Law library	76,516	-	-	-
Attorney's forfeited property	50,186	-	-	-
Aquatic invasive species	35,483	-	-	-
Local option sales tax	-	8,672,415	-	-
Resource development	-	-	-	588,668
Forest access roads	-	-	-	41,833
Debt service	-	-	-	-
Solid waste (non-landfill)	-	-	-	-
Greater Minnesota landfill cleanup fee	-	-	-	-
Economic development revolving loans	-	-	-	-
Environmental uses	-	-	-	-
Unorganized townships	-	-	-	-
Committed for:				
Dive team	15,297	-	-	-
Facilities	155,891	-	-	-
Mounted patrol	12,223	-	-	-
Triad	5,004	-	-	-
Veterans' service van	2,053	-	-	-
Thirty Lakes Watershed	128,657	-	-	-
Information technology	226,752	-	-	-
Employee recognition program	9,185	-	-	-
Other post-employment benefits (OPEB)	1,400,000	-	-	-
Highway improvement plan	-	3,796,618	-	-
Breastfeeding peer counseling project	-	-	3,570	-
Assigned for:				
Highway	-	3,306,912	-	-
Community services	-	-	684,170	-
Capital projects	-	-	-	-
Solid waste (non-landfill)	-	-	-	-
Debt service	-	-	-	-
Unassigned	<u>8,868,911</u>	<u>-</u>	<u>-</u>	<u>(62,384)</u>
Total Fund Balances	<u>\$ 12,373,846</u>	<u>\$ 16,712,865</u>	<u>\$ 736,535</u>	<u>\$ 570,167</u>
Total Liabilities, Deferred Inflows of Resources, and Fund Balances	<u><u>\$ 14,565,447</u></u>	<u><u>\$ 19,508,835</u></u>	<u><u>\$ 3,455,188</u></u>	<u><u>\$ 2,988,927</u></u>

The notes to the financial statements are an integral part of this statement.

<u>Debt Service</u>	<u>Capital Projects</u>	<u>Nonmajor Funds</u>	<u>Total</u>
\$ -	\$ -	\$ -	\$ 76,449
-	-	-	928,609
-	-	626	425,378
-	-	1,846,499	1,846,499
-	-	-	84,181
-	-	-	2,932
-	-	-	8,636
-	-	-	34,614
-	-	-	14,033
-	-	-	231,708
-	-	-	309,440
-	-	-	260,099
-	-	-	76,516
-	-	-	50,186
-	-	-	35,483
-	-	-	8,672,415
-	-	-	588,668
-	-	-	41,833
4,923,627	-	-	4,923,627
-	-	2,147,617	2,147,617
-	-	568,451	568,451
-	-	4,154	4,154
-	-	116,520	116,520
-	-	754,149	754,149
-	-	-	15,297
-	-	-	155,891
-	-	-	12,223
-	-	-	5,004
-	-	-	2,053
-	-	-	128,657
-	-	-	226,752
-	-	-	9,185
-	-	-	1,400,000
-	-	-	3,796,618
-	-	-	3,570
-	-	-	3,306,912
-	-	-	684,170
-	596,883	-	596,883
-	-	291,813	291,813
127,344	-	-	127,344
-	-	(1,902)	8,804,625
<u>\$ 5,050,971</u>	<u>\$ 596,883</u>	<u>\$ 5,727,927</u>	<u>\$ 41,769,194</u>
<u>\$ 5,257,979</u>	<u>\$ 2,015,624</u>	<u>\$ 6,047,550</u>	<u>\$ 53,839,550</u>

**CROW WING COUNTY
BRainerd, MINNESOTA**

**RECONCILIATION OF THE BALANCE SHEET OF GOVERNMENTAL FUNDS
TO THE STATEMENT OF NET POSITION - GOVERNMENTAL ACTIVITIES
DECEMBER 31, 2019**

Fund balance - total governmental funds	\$ 41,769,194
--	----------------------

Amounts reported for governmental activities in the statement of net position are different because:

Capital assets, net of accumulated depreciation, used in governmental activities are not financial resources and, therefore, are not reported in the governmental funds.	203,752,383
Long-term receivables are not available to pay for current period expenditures and, therefore, are not reported in the governmental funds.	172,303
Investment in joint venture is not available to pay for current period expenditures and, therefore, is not reported in the governmental funds.	15,335,100
Deferred outflows resulting from pension obligations are not available resources and, therefore, are not reported in governmental funds.	5,084,253
Deferred outflows resulting from other post employment benefits obligations are not available resources and, therefore, are not reported in governmental funds.	5,771,603
Other long-term assets are not available to pay for current period expenditures and, therefore, are reported as unavailable revenue in the governmental funds.	5,668,432
Long-term liabilities, including bonds payable, are not due and payable in the current period and, therefore, are not reported in the governmental funds.	
General obligation bonds	\$ (4,980,000)
Discount on bonds issued	2,973
Premium on bonds issued	(46,443)
Deferred charge on refunding	37,575
Accrued interest payable	(105,611)
Net OPEB obligation	(39,938,253)
Net pension liability	(19,015,579)
Compensated absences payable	(2,960,752)
Capital lease payable	<u>(429,300)</u>
	(67,435,390)
Deferred inflows resulting from pension obligations are not due and payable in the current period and, therefore, are not reported in governmental funds.	(10,308,984)
Deferred inflows resulting from other post employment benefits obligations are not due and payable in the current period and, therefore, are not reported in governmental funds.	(3,744,756)

Net position of governmental activities	<u>\$ 196,064,138</u>
--	------------------------------

The notes to the financial statements are an integral part of this statement.

This page was left blank intentionally

**CROW WING COUNTY
BRainerd, MINNESOTA**

**STATEMENT OF REVENUES, EXPENDITURES, AND CHANGES IN FUND BALANCES
GOVERNMENTAL FUNDS
FOR THE YEAR ENDED DECEMBER 31, 2019**

	General	Highway	Community Services	Public Land Management
REVENUES				
Taxes	\$ 19,112,952	\$ 8,842,687	\$ 10,658,796	\$ -
Special assessments	-	-	-	1,718
Licenses and permits	554,717	-	-	887,823
Intergovernmental	2,858,295	8,379,234	14,075,302	99,809
Charges for services	3,832,728	2,365,561	968,238	70,650
Fines and forfeits	68,671	-	-	-
Gifts and contributions	26,385	-	10,600	-
Investment earnings	1,643,780	-	-	73,363
Sales	-	-	-	1,228,569
Miscellaneous	1,266,813	66,691	444,051	76,382
Total Revenues	\$ 29,364,341	\$ 19,654,173	\$ 26,156,987	\$ 2,438,314
EXPENDITURES				
Current				
General government	\$ 14,134,893	\$ -	\$ -	\$ -
Public safety	15,206,315	-	2,884,212	-
Highways and streets	2,400	7,027,460	-	-
Health and human services	-	-	24,788,519	-
Culture and recreation	681,744	-	-	-
Conservation of natural resources	119,478	-	-	2,112,557
Economic development	-	-	-	-
Capital Outlay				
General government	362,650	-	-	-
Public safety	222,708	-	-	-
Highways and streets	-	9,957,548	-	-
Health and human services	-	-	-	-
Culture and recreation	66,905	-	-	-
Conservation of natural resources	-	-	-	307,005
Intergovernmental	-	420,909	-	-
Debt Service				
Principal	-	100,700	-	-
Interest	-	10,416	-	-
Administrative charges	-	134	-	-
Total Expenditures	\$ 30,797,093	\$ 17,517,167	\$ 27,672,731	\$ 2,419,562
Excess of Revenues Over (Under) Expenditures	\$ (1,432,752)	\$ 2,137,006	\$ (1,515,744)	\$ 18,752
OTHER FINANCING SOURCES (USES)				
Transfers in	\$ 1,045,213	\$ -	\$ -	\$ -
Transfers out	-	(1,002,213)	-	-
Proceeds from sale of capital assets	-	-	-	-
Insurance proceeds	33,305	2,758	3,671	-
Total Other Financing Sources (Uses)	\$ 1,078,518	\$ (999,455)	\$ 3,671	\$ -
Net Change in Fund Balances	\$ (354,234)	\$ 1,137,551	\$ (1,512,073)	\$ 18,752
Fund Balance - January 1	12,724,405	14,958,242	2,248,608	551,415
Restatement (See Note V & VI)	3,675	515,000	-	-
Fund balance - January 1, as Restated	12,728,080	15,473,242	2,248,608	551,415
Increase (decrease) in inventories	-	102,072	-	-
Fund balance - December 31	\$ 12,373,846	\$ 16,712,865	\$ 736,535	\$ 570,167

The notes to the financial statements are an integral part of this statement.

<u>Debt Service</u>	<u>Capital Projects</u>	<u>Nonmajor Funds</u>	<u>Total</u>
\$ 4,971,718	\$ 421,438	\$ 949,736	\$ 44,957,327
-	-	620,588	622,306
-	-	138	1,442,678
90,171	2,277,028	325,383	28,105,222
-	-	353,573	7,590,750
-	-	-	68,671
-	-	-	36,985
-	-	147,131	1,864,274
-	-	-	1,228,569
2	87,946	120,892	2,062,777
<u>\$ 5,061,891</u>	<u>\$ 2,786,412</u>	<u>\$ 2,517,441</u>	<u>\$ 87,979,559</u>
\$ -	\$ 571,784	\$ 102,831	\$ 14,809,508
-	263,913	172,086	18,526,526
-	-	1,281,131	8,310,991
-	79,243	-	24,867,762
-	-	-	681,744
-	-	1,177,550	3,409,585
-	-	47,688	47,688
-	897,880	-	1,260,530
-	3,034,398	-	3,257,106
-	607,547	-	10,565,095
-	42,887	-	42,887
-	-	-	66,905
-	-	524,837	831,842
-	-	-	420,909
4,577,500	-	-	4,678,200
357,590	-	-	368,006
1,500	-	-	1,634
<u>\$ 4,936,590</u>	<u>\$ 5,497,652</u>	<u>\$ 3,306,123</u>	<u>\$ 92,146,918</u>
<u>\$ 125,301</u>	<u>\$ (2,711,240)</u>	<u>\$ (788,682)</u>	<u>\$ (4,167,359)</u>
\$ -	\$ -	\$ 157,874	\$ 1,203,087
-	-	(200,874)	(1,203,087)
-	61,663	-	61,663
-	-	-	39,734
<u>\$ -</u>	<u>\$ 61,663</u>	<u>\$ (43,000)</u>	<u>\$ 101,397</u>
<u>\$ 125,301</u>	<u>\$ (2,649,577)</u>	<u>\$ (831,682)</u>	<u>\$ (4,065,962)</u>
4,925,670	3,246,460	6,559,609	45,214,409
-	-	-	518,675
<u>4,925,670</u>	<u>3,246,460</u>	<u>6,559,609</u>	<u>45,733,084</u>
-	-	-	102,072
<u>\$ 5,050,971</u>	<u>\$ 596,883</u>	<u>\$ 5,727,927</u>	<u>\$ 41,769,194</u>

**CROW WING COUNTY
BRAINERD, MINNESOTA**

**RECONCILIATION OF THE STATEMENT OF REVENUES, EXPENDITURES, AND
CHANGES IN FUND BALANCES OF GOVERNMENTAL FUNDS TO THE
GOVERNMENT-WIDE STATEMENT OF ACTIVITIES - GOVERNMENTAL ACTIVITIES
FOR THE YEAR ENDED DECEMBER 31, 2019**

Net change in fund balances - total governmental funds **\$ (4,065,962)**

Amounts reported for governmental activities in the statement of activities are different because:

In the funds, under the modified accrual basis, receivables not available for expenditure are deferred. In the statement of activities, those revenues are recognized when earned. The adjustment to revenue between the fund statements and the statement of activities is the increase (decrease) in unavailable revenue.

Deferred inflows of resources - December 31	\$ 5,668,432	
Deferred inflows of resources - January 1	(6,078,742)	(410,310)

Governmental funds report capital outlay as expenditures. However, in the statement of activities, the cost of those assets is allocated over their estimated useful lives and reported as depreciation expense. In the statement of activities, only the gain or loss on the disposal of capital assets is reported; whereas, in the governmental funds, the proceeds from the sale increase financial resources. Therefore, the change in net position differs from the change in fund balance by the net book value of the assets sold.

Expenditures for general capital assets and infrastructure	\$ 12,953,962	
Net book value of assets sold or disposed	(194,594)	
Trade-in value received for capital assets	144,546	
Current year depreciation	(6,705,360)	6,198,554

Issuing long-term debt provides current financial resources to governmental funds, while the repayment of debt consumes current financial resources. Neither transaction, however, has any effect on net position. Also, governmental funds report the net effect of premiums and discounts, and similar items when debt is first issued, whereas those amounts are deferred and amortized over the life of the debt in the statement of activities.

Principal repayments		
General obligation bonds	4,577,500	
Capital lease	100,700	
Long term receivables	(5,533)	
Amortization of premium and discount on bonds	555,905	
Amortization of deferred charge on refunding	(450,889)	4,777,683

Decrease in joint venture does not provide current financial resources and is not reported as revenue in the funds. (507,900)

Some expenses reported in the statement of activities do not require the use of current financial resources and, therefore, are not reported as expenditures in governmental funds.

Change in accrued interest payable	\$ 95,448	
Change in compensated absences	(25,294)	
Change in inventories	102,072	
Change in net OPEB obligation	679,825	
Change in net pension liability	(1,970)	
Change in deferred outflows of resources for pensions	(3,841,383)	
Change in deferred outflows of resources for other post employment benefits obligations	3,718,374	
Change in deferred inflow of resources for pensions	4,444,975	
Change in deferred inflow of resources for other post employment benefits obligations	(3,744,756)	1,427,291

Change in net position of governmental activities **\$ 7,419,356**

The notes to the financial statements are an integral part of this statement.

**CROW WING COUNTY
BRainerd, MINNESOTA**

**STATEMENT OF NET POSITION
LANDFILL ENTERPRISE FUND
DECEMBER 31, 2019**

ASSETS

Current assets

Cash and investments	\$ 5,940,456
Accounts receivable	127,760
Due from other funds	90

Total current assets	\$ 6,068,306
-----------------------------	---------------------

Noncurrent assets

Restricted assets	
Cash and investments	\$ 6,293,524
Capital assets	
Non-depreciable	4,451,445
Depreciable - net of accumulated depreciation	2,302,428

Total noncurrent assets	\$ 13,047,397
--------------------------------	----------------------

Total Assets	\$ 19,115,703
---------------------	----------------------

DEFERRED OUTFLOWS OF RESOURCES

Deferred outflow for pensions	\$ 5,098
Deferred outflows for other post employment benefits	32,785
	\$ 37,883

LIABILITIES

Current liabilities

Accounts payable	\$ 176,935
Salaries payable	6,744
Retainage payable	386,601
Accrued payroll taxes payable	936
Compensated absences payable - current	15,623
Other post employment benefits obligations - current	11,951

Total current liabilities	\$ 598,790
----------------------------------	-------------------

Noncurrent liabilities

Compensated absences payable	\$ 1,736
Net other post employment benefits obligations	167,846
Net pension liability	60,416
Estimated liability for landfill closure/postclosure	4,275,545

Total noncurrent liabilities	\$ 4,505,543
-------------------------------------	---------------------

Total Liabilities	\$ 5,104,333
--------------------------	---------------------

DEFERRED INFLOWS OF RESOURCES

Deferred inflow for other post employment benefits obligations	\$ 21,271
Deferred inflow for pensions	11,566
	\$ 32,837

NET POSITION

Net investment in capital assets	\$ 6,367,272
Restricted for landfill closure/postclosure	2,017,980
Unrestricted	5,631,164

Total Net Position	\$ 14,016,416
---------------------------	----------------------

**CROW WING COUNTY
BRainerd, MINNESOTA**

**STATEMENT OF REVENUES, EXPENSES, AND CHANGES IN FUND NET POSITION
LANDFILL ENTERPRISE FUND
FOR THE YEAR ENDED DECEMBER 31, 2019**

OPERATING REVENUES

Charges for services	\$ 2,908,238
Licenses and permits	1,700

Total Operating Revenues	\$ 2,909,938
---------------------------------	---------------------

OPERATING EXPENSES

Personnel services	\$ 158,714
Employee benefits and payroll taxes	47,568
Professional services	883,851
Contracted services	918,348
Maintenance	196,092
Supplies	128,980
Telephone	562
Utilities	49,638
Fuel	2,931
Advertising	8,071
Insurance	7,744
Licenses and dues	6,643
Postage	7,427
Engineering costs	648,146
Miscellaneous	25,345
Depreciation	226,975
Landfill closure and postclosure costs	(684,527)

Total Operating Expenses	\$ 2,632,683
---------------------------------	---------------------

Operating Income (Loss)	\$ 277,255
--------------------------------	-------------------

NONOPERATING REVENUES (EXPENSES)

Intergovernmental	\$ 595
Investment earnings	157,874

Total Nonoperating Revenues (Expenses)	\$ 158,469
---	-------------------

Income (Loss) Before Contributions and Transfers

\$ 435,724

Transfers in	157,874
Transfers out	(157,874)

Change in Net Position	\$ 435,724
-------------------------------	-------------------

Net Position - Beginning	13,580,692
---------------------------------	-------------------

Net Position - Ending	\$ 14,016,416
------------------------------	----------------------

The notes to the financial statements are an integral part of this statement.

**CROW WING COUNTY
BRAINERD, MINNESOTA**

**STATEMENT OF CASH FLOWS
LANDFILL ENTERPRISE FUND
FOR THE YEAR ENDED DECEMBER 31, 2019
Increase (Decrease) in Cash and Cash Equivalents
(Continued)**

Cash Flows from Operating Activities

Receipts from customers and users	\$ 2,898,854
Receipts for interfund services	31
Payments to suppliers	(2,900,300)
Payments to employees for salaries and benefits	<u>(214,869)</u>

Net cash provided by (used in) operating activities

\$ (216,284)

Cash Flows from Noncapital Financing Activities

Intergovernmental	\$ 595
Transfers in from other funds	157,874
Transfers out to other funds	<u>(157,874)</u>

Net cash provided by (used in) noncapital financing activities

\$ 595

Cash Flows from Capital and Related Financing Activities

Purchases of capital assets	<u>\$ (2,866,950)</u>
-----------------------------	-----------------------

Net cash provided by (used in) capital and related financing activities

\$ (2,866,950)

Cash Flows from Investing Activities

Investment earnings received	<u>\$ 157,874</u>
------------------------------	-------------------

Net cash provided by (used in) investing activities

\$ 157,874

Net Increase (Decrease) in Cash and Cash Equivalents

\$ (2,924,765)

Cash and Cash Equivalents at January 1

15,158,745

Cash and Cash Equivalents at December 31

\$ 12,233,980

Cash and Cash Equivalents - Statement of Net Position

Cash and investments	\$ 5,940,456
Restricted cash and investments	<u>6,293,524</u>

Total Cash and Cash Equivalents

\$ 12,233,980
(Continued)

**CROW WING COUNTY
BRAINERD, MINNESOTA**

**STATEMENT OF CASH FLOWS
LANDFILL ENTERPRISE FUND
FOR THE YEAR ENDED DECEMBER 31, 2019
Increase (Decrease) in Cash and Cash Equivalents
(Continued)**

**Reconciliation of Operating Income (Loss) to Net
Cash Provided by (Used in) Operating Activities**

Operating income (loss)	<u>\$ 277,255</u>
Adjustments to reconcile operating income (loss) to net cash provided by (used in) operating activities	
Depreciation expense	\$ 226,975
(Increase) decrease in accounts receivable	(11,084)
(Increase) decrease in due from other funds	31
(Increase) decrease in deferred outflows for pensions	4,930
(Increase) decrease in deferred outflow for other post employment benefits obligations	(23,501)
Increase (decrease) in accounts payable	(16,347)
Increase (decrease) in salaries payable	(99)
Increase (decrease) in compensated absences payable	(734)
Increase (decrease) in deferred inflow for pensions	(7,673)
Increase (decrease) in deferred outflow for other post employment benefits obligations	21,271
Increase (decrease) in other post employment benefits obligations	(3,862)
Increase (decrease) in pension liability	1,081
Increase (decrease) in landfill closure/postclosure costs liability	<u>(684,527)</u>
Total adjustments	<u>\$ (493,539)</u>
Net Cash Provided by (Used in) Operating Activities	<u>\$ (216,284)</u>

The notes to the financial statements are an integral part of this statement.

**CROW WING COUNTY
BRainerd, MINNESOTA**

**STATEMENT OF FIDUCIARY NET POSITION
FIDUCIARY FUNDS
DECEMBER 31, 2019**

	Custodial Funds	Private-Purpose Trust Funds
ASSETS		
Cash and investments	\$ 4,873,519	\$ 26,610
Due from other governments	635,582	-
Taxes for other governments	2,413,797	-
Total Assets	<u>7,922,898</u>	<u>26,610</u>
LIABILITIES		
Due to others	322,534	1,800
Due to other governments	2,267,658	-
Total Liabilities	<u>2,590,192</u>	<u>1,800</u>
DEFERRED INFLOWS OF RESOURCES		
Property taxes collected for subsequent period	<u>65,069</u>	<u>-</u>
NET POSITION		
Restricted for:		
Individuals, organizations, and other governments	<u>\$ 5,267,637</u>	<u>\$ 24,810</u>

**CROW WING COUNTY
BRAINERD, MINNESOTA**

**STATEMENT OF CHANGES IN FIDUCIARY NET POSITION
FIDUCIARY FUNDS
DECEMBER 31, 2019**

	Custodial Funds	Private-Purpose Trust Funds
ADDITIONS		
Contributions		
Individuals	\$ 842,425	\$ -
Gifts and contributions	857,396	140,750
Property tax collections for other governments	83,626,799	-
License and fees collected for state	17,011,331	-
Miscellaneous	3,416,603	1,410
Total Additions	<u>105,754,554</u>	<u>142,160</u>
DEDUCTIONS		
Beneficiary payments to individuals	835,060	138,705
Payments of property tax to other governments	83,227,677	-
Administrative expense	90,868	-
Payments to other entities	21,183,191	-
Total Deductions	<u>105,336,796</u>	<u>138,705</u>
NET INCREASE (DECREASE) IN FIDUCIARY NET POSITION	417,758	3,455
Fiduciary Net Position - January 1	-	4,882
Change in Account Principle	4,849,879	16,473
Fiduciary Net Position - January 1, as Restated	<u>4,849,879</u>	<u>21,355</u>
FIDUCIARY NET POSITION - END OF YEAR	<u><u>\$ 5,267,637</u></u>	<u><u>\$ 24,810</u></u>

**CROW WING COUNTY
BRainerd, MINNESOTA**

**NOTES TO THE FINANCIAL STATEMENTS
AS OF AND FOR THE YEAR ENDED DECEMBER 31, 2019**

I. Summary of Significant Accounting Policies

The County's financial statements are prepared in accordance with generally accepted accounting principles (GAAP) as of and for the year ended December 31, 2019. The Governmental Accounting Standards Board (GASB) is responsible for establishing GAAP for state and local governments through its pronouncements (statements and interpretations). This financial report has been prepared in conformity with GASB Statement No. 34, *Basic Financial Statements--and Management's Discussion and Analysis--for State and Local Governments*, issued in June 1999.

A. Financial Reporting Entity

Crow Wing County was established May 23, 1857, and is an organized county having the powers, duties, and privileges granted to counties by Minn. Stat. ch. 373. As required by accounting principles generally accepted in the United States of America, these financial statements present Crow Wing County. The County is governed by a five-member Board of Commissioners elected from districts within the County. The County Board is organized with a chair and vice chair elected at the annual meeting in January of each year. The County Administrator serves as the clerk of the County Board of Commissioners but has no vote.

Crow Wing County Housing and Redevelopment Authority

Crow Wing County Housing and Redevelopment Authority (HRA) was created to administer the public housing programs authorized by the United States Housing Act of 1937, as amended, and to carry out other housing assistance programs. The HRA is currently governed by a five-member Board of Directors appointed by the Crow Wing County Board of Commissioners. The HRA is not material and is therefore not disclosed in this report.

Joint Ventures

The County participates in several joint ventures described in Note IV.C. The County also participates in jointly-governed organizations described in Note IV.D.

B. Basic Financial Statements

Government-Wide Statements

The government-wide financial statements (the statement of net position and the statement of activities) display information about the government. These statements include the financial activities of the overall County government, except for fiduciary activities. The effect of interfund activity has been removed from these statements, but interfund services provided and used are not eliminated in the consolidation process. Governmental activities, which normally are supported by taxes and intergovernmental revenues, are reported separately from business-type activities, which rely to a significant extent on fees and charges to external parties for support.

In the government-wide statement of net position, both the governmental and business-type activities columns: (a) are presented on a consolidated basis by column; and (b) are reported on a full accrual, economic resource basis that recognizes all long-term assets and receivables as well as long-term debt and obligations. The County's net position is reported in three parts: (1) net investment in capital assets; (2)

CROW WING COUNTY BRAINERD, MINNESOTA

restricted net position; and (3) unrestricted net position. The County first utilizes restricted resources to finance qualifying activities.

The statement of activities demonstrates the degree to which the direct expenses of each function of the County's governmental activities and business-type activities are offset by program revenues. Direct expenses are those clearly identifiable with a specific function or activity. Program revenues include: (1) fees, fines, and charges paid by the recipients of goods, services, or privileges provided by a given function or activity; and (2) grants and contributions restricted to meeting the operational or capital requirements of a particular function or activity. Revenues not classified as program revenues, including all taxes, are presented as general revenues.

Fund Financial Statements

The fund financial statements provide information about the County's funds, including its fiduciary funds. Separate statements for each fund category – governmental, proprietary, and fiduciary – are presented. The emphasis of governmental and proprietary fund financial statements is on major individual governmental and enterprise funds, with each displayed in a separate column in the fund financial statements. All remaining governmental funds are aggregated and reported as nonmajor funds.

Proprietary funds distinguish operating revenues and expenses from nonoperating items. Operating revenues and expenses generally result from providing services and producing and delivering goods in connection with a proprietary fund's principal ongoing operations. The principal operating revenues of the Landfill Enterprise Fund are charges to customers for services provided and for the issuance of licenses and permits. Operating expenses for the Landfill Enterprise Fund include the cost of services, administrative expenses, depreciation, and costs relating to landfill closure and postclosure. All revenues and expenses not meeting this definition are reported as nonoperating revenues and expenses.

The County reports the following major governmental funds:

The General Fund is the County's primary operating fund. It is used to account for and report all financial resources not accounted for and reported in another fund.

The Highway Special Revenue Fund is used to account for all costs for maintenance and construction of streets and highways. Financing comes primarily from an annual property tax levy and restricted intergovernmental revenue from the state and federal governments.

The Community Services Special Revenue Fund is primarily used to account for all costs for health and human services. Financing comes mainly from an annual property tax levy and restricted intergovernmental revenue from the state and federal governments.

The Public Land Management Special Revenue Fund is used to account for financial transactions resulting from the management of Crow Wing County's tax-forfeited lands. Financing comes primarily from issuance of timber permits, timber sales, and the sale of tax-forfeited properties.

The Debt Service Fund is used to account for and report financial resources that are restricted, committed, or assigned to expenditure for principal and interest.

The Capital Projects Fund is used to account for and report financial resources that are restricted, committed, or assigned to expenditure for capital outlays, including the acquisition or construction of capital facilities and other capital assets.

CROW WING COUNTY BRAINERD, MINNESOTA

The County reports the following major enterprise fund:

The Landfill Enterprise Fund is used to account for the operation, maintenance, and development of the County's solid waste landfill.

Additionally, the County reports the following fund types:

The Permanent Fund is used to report resources legally restricted to the extent that only earnings, and not principal from the Environmental Trust Permanent Fund may be used for environmental purposes in accordance with Minn. Stat. § 373.475.

Private-purpose trust funds are used to report trust arrangements other than pension or investment trusts, under which principal and income benefit individuals, private organizations, or other governments. The County reports two private-purpose trust funds, the North Long Lake Sanitary Sewer District (NLLSSD) Trust, which is maintained as a long-term replacement fund for the sewer system of the District and the Social Welfare fund which accounts for the activity related to income received and payments made on behalf of individuals for whom the County is responsible to assist.

Custodial funds are custodial in nature. These funds are used for a variety of purposes: to account for the collection and disbursement of taxes on behalf of other local governments within the County; as an agent for a mental health collaborative, child protection services, and estate recoveries; as an agent for local lake improvement districts, recreational trails, and other environmental purposes; as an agent for a water quality awareness organization; as an agent for an adult mental health delivery system organization; as an agent for state revenue payments, and as an agent for the inmates of the Crow Wing County Jail.

C. Measurement Focus and Basis of Accounting

The government-wide, proprietary, and fiduciary fund financial statements are reported using the economic resources measurement focus and the accrual basis of accounting. Revenues are recorded when earned, and expenses are recorded when a liability is incurred, regardless of the timing of related cash flows. Property taxes are recognized as revenues in the year for which they are levied. Grants and similar items are recognized as revenue as soon as all eligibility requirements imposed by the provider have been met.

Governmental fund financial statements are reported using the current financial resources measurement focus and the modified accrual basis of accounting. Revenues are recognized as soon as they are both measurable and available. Crow Wing County considers all revenues as available if collected within 60 days after the end of the current period. Property taxes, special assessments, intergovernmental revenue, and interest are all considered susceptible to accrual. Expenditures are recorded when the related fund liability is incurred, except for principal and interest on general long-term debt, compensated absences, and claims and judgments, which are recognized as expenditures to the extent that they have matured. Proceeds of general long-term debt and acquisitions under capital leases are reported as other financing sources.

When both restricted and unrestricted resources are available for use, it is the County's policy to use restricted resources first, then unrestricted resources as they are needed.

**CROW WING COUNTY
BRAINERD, MINNESOTA**

D. Assets, Deferred Outflows of Resources, Liabilities, Deferred Inflows of Resources, and Net Position or Equity

1. Cash and Investments

The cash balances of substantially all funds are pooled and invested by the Administrative Services Director for the purpose of increasing earnings through investment activities. Investments are reported at their fair value at December 31, 2019. A market approach is used to value all investments other than external investment pools, which are measured at the net asset value or fair value per share. Pursuant to Minn. Stat. § 385.07, investment earnings on cash and pooled investments of governmental and fiduciary funds are credited to the General Fund. The pooled investment earnings for 2019 were \$1,808,042. Other funds received investment earnings based on other state statutes, grant agreements, contracts, and bond covenants.

Cash and cash equivalents are identified only for the purpose of the statement of cash flows reporting by the proprietary fund. Crow Wing County has defined cash and cash equivalents to include cash on hand, demand deposits, certificates of deposits, and short-term investments with original maturities of three months or less from the date of acquisition. Additionally, each fund's equity in the County's investment pool is treated as a cash equivalent because the funds can deposit or effectively withdraw cash at any time without prior notice or penalty.

2. Receivables and Payables

Activity between funds that are representative of lending/borrowing arrangements outstanding at the end of the fiscal year is referred to as either "due to/from other funds" (the current portion of interfund loans) or "advances to/from other funds" (the noncurrent portion of interfund loans).

All other outstanding balances between funds are reported as "due to/from other funds." Any residual balances outstanding between the governmental activities and business-type activities are reported in the government-wide financial statements as "internal balances."

3. Property Taxes

Property taxes are levied as of January 1st on property values assessed as of the same date. The tax levy notice is mailed in March with the first half payment due May 15th and the second half payment due October 15th or November 15th. Unpaid taxes at December 31st become liens on the respective property and are classified in the financial statements as delinquent taxes receivable.

4. Inventories and Prepaid Items

All inventories are valued at cost using the average cost method. Inventories in governmental funds are recorded as expenditures when purchased rather than when consumed. Reported inventories are equally offset by nonspendable fund balance to indicate that they do not constitute "available spendable resources." Inventories at the government-wide level are recorded as expenses when consumed.

Certain payments to vendors reflect costs applicable to future accounting periods and are recorded as prepaid items in both government-wide and fund financial statements. The cost of prepaid items is recorded as expenditures/expenses when consumed rather than when purchased.

**CROW WING COUNTY
BRainerd, MINNESOTA**

5. Restricted Assets

Restricted cash represents monies set aside to be used in the future for monitoring and closing County landfills. Interest earned on cash balances is allocated to cash and restricted cash balances.

6. Capital Assets

Capital assets, which include land; construction in progress; infrastructure – right-of-way; buildings; land improvements; machinery, furniture, and equipment; infrastructure; and landfill are reported in the applicable governmental or business-type activities column in the government-wide financial statements and in the Landfill Enterprise Fund. Capital assets are defined by the County as assets with an initial, individual cost of more than \$15,000 and an estimated useful life in excess of three years, and any motorized vehicle. Such assets are recorded at historical cost or estimated historical cost if purchased or constructed. Donated capital assets are recorded at acquisition value (entry price) on the date of donation.

The costs of normal maintenance and repairs that do not add to the value of the asset or materially extend the useful life of the asset are not capitalized.

Major outlays for capital assets and improvements are capitalized as projects are constructed. Interest incurred during the construction phase of capital assets of business-type activities is included as part of the capitalized value of the assets constructed. During the current period, the County did not have any capitalized interest.

Property, plant, and equipment of the government are depreciated using the straight-line method to allocate the cost on an annual basis over the following estimated useful lives:

<u>Assets</u>	<u>Years</u>
Buildings	30 – 100
Building improvements	7 – 30
Infrastructure	50 – 75
Machinery, furniture, and equipment	3 – 20
Improvements other than buildings	20 – 30
Landfill	4 – 25

7. Other Postemployment Benefits Liability (OPEB Liability)

For purposes of measuring the OPEB liability, deferred outflows/inflows of resources related to OPEB, and OPEB expense, information about the fiduciary net position of the County's Retiree Benefits Plan (the Plan) and additions to/deductions from the Plan's fiduciary net position have been determined on the same basis as they are reported by the Plan. For this purpose, the Plan recognized benefit payments when due and payable in accordance with the benefit term.

8. Pension Plan

For purposes of measuring the net pension liability, deferred outflows/inflows of resources, and pension expense, information about the fiduciary net position of the Public Employees Retirement Association (PERA) and additions to/deductions from PERA's fiduciary net position have been determined on the same basis as they are reported by PERA except that PERA's fiscal year end is June

CROW WING COUNTY BRAINERD, MINNESOTA

30. For this purpose, plan contributions are recognized as of employer payroll paid dates and benefit payments and refunds are recognized when due and payable in accordance with the benefit terms. Investments are reported at fair value. The pension liability is liquidated through the General Fund and other governmental funds that have personnel services, as well as the Landfill Enterprise Fund.

9. Deferred Outflows of Resources

In addition to assets, the statement of financial position reports a separate section for deferred outflows of resources. This separate financial statement element, *deferred outflows of resources*, represents a consumption of net position that applies to a future period(s) and so will not be recognized as an outflow of resources (expense/expenditure) until then. The County has three items that qualify for reporting in this category: deferred charge on refunding, deferred outflow for pensions, and deferred outflow for OPEB, all of which are reported in the government-wide statement of net position. A deferred charge on refunding results from the difference in the carrying value of refunded debt and its reacquisition price. This amount is deferred and amortized over the shorter of the life of the refunded debt or refunding debt. The pension obligation amounts consist of pension plan contributions paid subsequent to the measurement date, changes in actuarial assumptions, and the differences between projected and actual earnings on pension plan investments. The deferred outflow for OPEB is related to contributions subsequent to the plan's measurement date.

10. Compensated Absences

Compensated absences will be reported for paid time off (PTO) hours and vested extended leave bank (ELB) hours. The County accrues the compensated absences liability when incurred in both the government-wide and proprietary fund financial statements. The government-wide and proprietary fund financial statements report both current and noncurrent portions of compensated absences. The current portion is calculated using a trend analysis of current usage of PTO. The resulting percentage is then used to determine the current portion of compensated absences. The noncurrent portion consists of the remaining amount of compensated absences.

PTO

PTO hours are accrued by both full-time and part-time County employees. Under the County's personnel policies and union contracts, employees are granted PTO leave in varying amounts based on their years of service. PTO leave accrual varies from 21 to 34 days per year. County employees are allowed to carry a maximum balance of 480 hours (60 days) at any given time.

PTO Severance Pay – Employees leaving County service voluntarily and in good standing, and who provide proper advance notice, are entitled to receive 100 percent of their remaining accrued PTO leave at their current hourly rate.

PTO Current and Long-Term Compensated Absences – The County estimates that 90 percent of the year-end balances of PTO severance pay compensated absences will be used in the following year (assumes a FIFO methodology). Subsequently, ten percent of PTO severance pay compensated absences will be used beyond the following year.

ELB

ELB Severance Pay – Vested ELB applies only to employees who were hired before January 1, 1986, and who did not select the buy-out option. Vested ELB, up to 120 days, is paid upon retirement or, in

CROW WING COUNTY BRAINERD, MINNESOTA

the event of death, to the beneficiary. Any County employee separating his/her employment with the County will forfeit any accrued ELB other than the one exception listed above.

ELB Current and Long-Term Compensated Absences – ELB severance pay compensated absences are treated as current for employees that have met Public Employees Retirement Association (PERA) of Minnesota eligibility requirements for retirement in the following year and long-term for employees who will not have met PERA eligibility requirements in the following year.

11. Long-Term Obligations

In the government-wide financial statements and proprietary fund types in the fund financial statements, long-term debt and other long-term obligations are reported as liabilities in the applicable governmental activities, business-type activities, or proprietary fund type statement of net position. Bond premiums and discounts are deferred and amortized over the life of the bonds using the straight-line method. Bonds payable are reported net of the applicable bond premium or discount.

In the fund financial statements, governmental fund types recognize bond premiums and discounts, as well as bond issuance costs, during the current period. The face amount of the debt issued is reported as other financing sources, except in the case of an advance refunding where current year equity contributions are reported as a current expenditure – payment to refunded bond escrow agent, in addition to the face amount reported in other financing sources. Premiums received on debt issuances are reported as other financing sources, while discounts on debt issuances are reported as other financing uses. Issuance costs, whether or not withheld from the actual debt proceeds received, are reported as debt service expenditures.

Because the rates of interest paid on tax exempt debt are normally lower than those paid on taxable securities, it is sometimes possible for state and local governments to profit from this disparity in interest rates by temporarily reinvesting unexpended proceeds of lower interest tax exempt borrowings in higher yielding taxable securities. When the proceeds of tax-exempt debt are reinvested in this manner, the profits realized are referred to as “arbitrage earnings,” which must be rebated to the federal government.

12. Deferred Inflows of Resources

In addition to liabilities, the statement of net position reports a separate section for deferred inflows of resources. This separate financial statement element, *deferred inflows of resources*, represents an acquisition of net position that applies to a future period(s) and so will not be recognized as an inflow of resources (revenue or reduction of expense) until that time. The government has four types of items. The first, unavailable revenue, arises only under a modified accrual basis of accounting, and is reported only in the governmental funds balance sheet. This amount is deferred and recognized as an inflow of resources in the period that the amounts become available. The government also has deferred inflows related to pension obligations. The differences between expected and actual economic experience are recognized over a four or six year period, depending on retirement plan. The other deferred inflows related to pension are deferred and the length of the expense recognition period is equal to the average of the expected remaining services lives of all employees that are provided with pensions through the pension plan, determined as of the beginning of the measurement period. The deferred inflow for OPEB relates to primarily result from the changes in total OPEB liability and in the OPEB plan’s fiduciary net position. The final type occurs because the County collected property taxes prior to the year for which they were levied and, therefore, the County will report deferred inflows for these items.

**CROW WING COUNTY
BRAINERD, MINNESOTA**

13. Unearned Revenue

Governmental funds and government-wide financial statements report unearned revenue in connection with resources that have been received but not yet earned.

14. Classification of Net Position

Net position in the government-wide and proprietary fund financial statements is classified in the following categories:

Net investment in capital assets

The amount of net position representing capital assets net of accumulated depreciation and reduced by outstanding debt attributed to the acquisition, construction, or improvement of the assets.

Restricted net position

The amount of net position for which external restrictions have been imposed by creditors, grantors, contributors, or laws or regulations of other governments, and restrictions imposed by law through constitutional provisions or enabling legislation.

Unrestricted net position

The amount of net position that does not meet the definition of restricted or net investment in capital assets.

15. Classification of Fund Balances

Fund balance is divided into five classifications based primarily on the extent to which the County is bound to observe constraints imposed upon the use of the resources in the governmental funds. The classifications are as follows:

Nonspendable

The nonspendable fund balance category includes amounts that cannot be spent because they are not in spendable form, or are legally or contractually required to be maintained intact. The “not in spendable form” criterion includes items that are not expected to be converted to cash.

Restricted

The restricted fund balance category includes the portion of spendable fund balance that reflects constraints on spending because of legal restrictions stipulated by outside parties, or any legal restrictions based on state statutes or grant requirements placed on the use for specific purposes. In addition, funds imposed by law through constitutional provisions or enabling legislation are deemed “restricted.”

Committed

The committed fund balance classification includes the portion of spendable fund balance that reflects constraints that the County has imposed upon itself by a formal action of the County

CROW WING COUNTY BRAINERD, MINNESOTA

Board (for example, a resolution passed by the County Board). This constraint must be imposed prior to year end but the amount can be determined at a later date, and once adopted, the limitation imposed remains in place until a similar action (i.e., a resolution) is taken to remove or revise the limitation.

Assigned

The assigned fund balance is the portion of spendable fund balance that reflects funds intended to be used by the government for specific purposes assigned by more informal operational plans. In governmental funds other than the General Fund, assigned fund balance represents the amount that is not restricted or limited. The authority to assign fund balances for certain purposes resides with the County Administrator or Finance Director, in accordance with the *Fund Balance and Reserves Policy* adopted by the County Board.

Unassigned

Unassigned fund balance is the residual classification for the General Fund and includes all spendable amounts not contained in the other fund balance classifications. In other governmental funds, the unassigned classification is used *only* to report a deficit balance resulting from overspending for specific purposes for which amounts had been restricted, committed, or assigned.

Unassigned amounts are available for any purpose. These are the current resources available for which there are no government self-imposed limitations or set spending plan. Although there is generally no set spending plan for the unassigned portion, there is a need to maintain a certain funding level. Unassigned fund balance is commonly used for emergency expenditures not previously considered. In addition, the resources classified as unassigned can be used to cover expenditures for revenues not yet received.

The County applies restricted resources first when expenditures are incurred for purposes for which either restricted or unrestricted (committed, assigned, and unassigned) amounts are available. Similarly, within unrestricted fund balance, committed amounts are reduced first followed by assigned, and then unassigned amounts when expenditures are incurred for purposes for which amounts in any of the unrestricted fund balance classifications could be used.

16. Use of Estimates

The preparation of financial statements in conformity with accounting principles generally accepted in the United States of America requires management to make estimates and assumptions that affect amounts of assets and liabilities and disclosure of contingent assets and liabilities at the date of the financial statements and the reported amounts of revenues and expenses during the reporting period. Actual results could differ from such estimates.

E. Revenues

In accordance with GASB Statement No. 33, *Accounting and Financial Reporting for Nonexchange Transactions*, revenues for nonexchange transactions are recognized based on the principal characteristics of the revenue. Exchange transactions are recognized as revenue when the exchange occurs. The modified accrual basis of accounting is used by all governmental fund types. Under this basis, revenue is not recognized in the financial statements unless it is available to finance current expenditures.

CROW WING COUNTY BRAINERD, MINNESOTA

Imposed Nonexchange Transactions

Imposed nonexchange transactions result from assessments by governments on nongovernmental entities and individuals. Property taxes, fines and penalties, and property forfeitures are imposed nonexchange transactions. Revenues from property taxes are recognized in the period for which the taxes were levied, to the extent they are collected in the current period or soon enough thereafter to be used to pay liabilities of the current period. Property taxes receivable but not available are reported as unavailable revenue and will be recognized as revenue in the fiscal year that they become available. Fines and penalties and property forfeitures are recognized in the period received.

Intergovernmental

Government-mandated nonexchange transactions occur when a government at one level provides resources to a government at another level and requires that government to use them for a specific purpose. The provider government establishes purpose restrictions and also may establish time requirements. Federal and state grants mandating the County perform particular programs are government-mandated nonexchange transactions. Revenues are recognized when eligibility and time requirements are met, usually when the corresponding expenditure is incurred.

Voluntary nonexchange transactions result from legislative or contractual agreements, such as grants, entitlements, appropriations, and donations. The provider may establish purpose restrictions or eligibility requirements. Revenues are recognized in the year to which they apply according to the statute or contract. Gifts and contributions from individuals are also considered voluntary nonexchange transactions and are generally recognized when received.

Tax credits paid by the state are included in intergovernmental revenues and are recognized as revenue in the fiscal year that they become available. Subject to the availability criterion, state-aid highway allotments for highway maintenance and construction are recognized as revenue in the year of allotment.

Exchange Transactions

Special assessments levied against benefiting properties are recognized under the modified accrual basis when available to finance current expenditures. Other revenues, such as licenses and permits, charges for services, and investment income, are recognized as revenue when earned.

II. Stewardship, Compliance, and Accountability

A. Budgetary Information

The purpose of establishing an operating budget is to ensure the County's annual operating expenditures are based on a stable stream of revenues.

The County follows these procedures in establishing the budgetary data reflected in the financial statements:

1. Between April and August of each year, the County Administrator and Administrative Services Finance Division staff work with department heads to assist in budget entry into the financial system's budget module. Data is entered and maintained in the financial system.

**CROW WING COUNTY
BRainerd, MINNESOTA**

2. On or before September 15th, the County Administrator submits to the County Board of Commissioners a proposed operating budget for the fiscal year commencing the following January 1st. The operating budget includes proposed expenditures and the means of financing them.
3. In December, public meetings or hearings are conducted in accordance with the state truth-in-taxation statutes to obtain taxpayer comments and adopt the final tax levy and budgets for the General Fund, Special Revenue Funds, Capital Projects Fund, Debt Service Fund, Permanent Fund, and the Landfill Enterprise Fund.
4. Revisions that alter the net budgeted revenues or expenditures of any fund must be approved by the County Board of Commissioners.
5. Formal budgetary integration is employed as a management control device during the year for the General Fund, Special Revenue Funds, Capital Projects Fund, Debt Service Fund, Permanent Fund, and the Landfill Enterprise Fund.
6. Budgets are adopted on a basis consistent with generally accepted accounting principles. Budgeted amounts will be reported as originally adopted and as amended by the County Board of Commissioners on the budgetary comparison schedules.
7. Operating budgets are prepared and presented for the following funds: General; Highway, Community Services, Public Land Management, Solid Waste (Non-Landfill), Small Cities Development Program, Unorganized Townships, and Ditch Special Revenue Funds; Debt Service; Capital Projects; and Environmental Trust. Operating budgets are prepared, but not presented, for the Landfill Enterprise Fund.

B. Tax Abatements

Pursuant to Minn. Stat. § 469, the County is subject to tax abatements granted by cities within the County which meet the criteria for disclosure under GASB Statement No. 77, Tax Abatement Disclosures. Tax increment financing (TIF) can be used to encourage private development, redevelopment, renovation, renewal, growth in low-to-moderate-income housing, and economic development within a city. TIF captures the increase in tax capacity and property taxes (of all taxing jurisdictions, including the County) from development or redevelopment to provide funding for the related project.

In the case of the County, TIF agreements of other local governments have resulted in reductions of the County property tax revenues for the year ended December 31, 2019, as shown below:

City	Captured Net Tax Capacity	County Tax Rate	Abated County Tax
City of Baxter	\$ 632,768	32.689%	\$ 206,846
City of Brainerd	277,268	32.004%	88,737
City of Crosby	136,280	31.807%	43,347
City of Crosslake	20,932	32.689%	6,842
City of Ironton	5,189	31.928%	1,657
City of Nisswa	19,345	32.689%	6,324
Total	\$ 1,091,782		\$ 353,753

**CROW WING COUNTY
BRAINERD, MINNESOTA**

C. Expenditures in Excess of Budget

The following funds had expenditures in excess of budget at the fund level for the year ended December 31, 2019:

	<u>Expenditures</u>	<u>Final Budget</u>	<u>Excess</u>
Highway	\$ 17,517,167	\$ 15,350,615	\$ 2,166,552
Public Land Management	2,419,562	2,019,760	399,802
Capital Projects	5,497,652	4,480,485	1,017,167
Small Cities Development Program	47,688	17,380	30,308
Unorganized Townships	1,556,048	1,404,591	151,457
Ditch	23,178	14,201	8,977

The excess expenditures were funded with existing fund balance and greater than anticipated revenues.

D. Deficit Fund Balance

As of December 31, 2019, the Ditch Special Revenue Fund had deficit fund balance of \$1,902. This deficit will be eliminated with future specials assessments.

III. Detailed Notes on All Funds

A. Assets

1. Deposits and Investments

Reconciliation of the County's total cash and investments to the basic financial statements follows:

Government-wide statement of net position

Governmental activities

Cash and investments	\$ 39,479,560
----------------------	---------------

Business-type activities

Cash and investments	5,940,456
----------------------	-----------

Cash and investments - restricted assets	6,293,524
--	-----------

Statement of fiduciary net position

Cash and investments	4,900,129
----------------------	-----------

Total Cash and Investments	<u>\$ 56,613,669</u>
----------------------------	----------------------

Deposits	\$ 29,881,288
----------	---------------

Petty Cash and Change Funds	2,945
-----------------------------	-------

Investments	26,729,436
-------------	------------

Total	<u>\$ 56,613,669</u>
-------	----------------------

CROW WING COUNTY BRainerd, MINNESOTA

a) Deposits

Minn. Stat. §§ 118A.02 and 118A.04 authorize the County to designate a depository for public funds and to invest in certificates of deposit. Minn. Stat. § 118A.03 requires that all County deposits be protected by insurance, surety bond, or collateral. The market value of collateral pledged shall be at least ten percent more than the amount on deposit at the close of the financial institution's banking day, not covered by insurance or bonds.

Authorized collateral includes treasury bills, notes and bonds; issues of U.S. government agencies; general obligations rated "A" or better and revenue obligations rated "AA" or better; irrevocable standby letters of credit issued by the Federal Home Loan Bank; and certificates of deposit. Minnesota statutes require that securities pledged as collateral be held in safekeeping in a restricted account at the Federal Reserve Bank or in an account at a trust department of a commercial bank or other financial institution that is not owned or controlled by the financial institution furnishing the collateral.

Custodial Credit Risk – Deposits

Custodial credit risk is the risk that in the event of a financial institution failure, the County's deposits may not be returned to it. The County deposit policy for custodial credit risk follows Minnesota Statutes regarding pledging collateral. The market value of collateral must equal 110% of the deposits not covered by insurance or surety bonds. As of December 31, 2019, the County's deposits were fully covered by insurance, surety bonds, and collateral and were not exposed to custodial credit risk.

b) Investments

Minn. Stat. §§ 118A.04 and 118A.05 generally authorize the following types of investments as available to the County:

- (1) securities which are direct obligations or are guaranteed or insured issues of the United States, its agencies, its instrumentalities, or organizations created by an act of Congress, except mortgage-backed securities defined as "high risk" by Minn. Stat. § 118A.04, subd. 6;
- (2) mutual funds through shares of registered investment companies provided the mutual fund receives certain ratings depending on its investments;
- (3) general obligations of the State of Minnesota and its municipalities, and in certain state agency and local obligations of Minnesota and other states provided such obligations have certain specified bond ratings by a national bond rating service;
- (4) bankers' acceptances of United States banks;
- (5) commercial paper issued by United States corporations or their Canadian subsidiaries that is rated in the highest quality category by two nationally recognized rating agencies and matures in 270 days or less; and
- (6) with certain restrictions, in repurchase agreements, securities lending agreements, joint powers investment trusts, and guaranteed investment contracts.

**CROW WING COUNTY
BRAINERD, MINNESOTA**

c) Interest Rate Risk

Interest rate risk is the risk that changes in the market interest rates will adversely affect the fair value of an investment. Listed in Section V of the County's *Investment Policy*, the County minimizes its exposure to interest rate risk by investing in both short-term and long-term investments and by timing cash flows from maturities so that a portion of the portfolio is maturing or coming close to maturity evenly over time as necessary to provide the cash flow and liquidity needed for operations.

As of December 31, 2019, the County had the following investments and maturities:

	Credit Risk	Less Than 1 Year	1-5 Years	More Than 5 Years	Total Fair Value
U.S. Treasuries	NR	\$ -	\$ 300,984	\$ -	\$ 300,984
Mutual Funds	NR	38,290	-	-	38,290
Mortgage Backed Securities	N/A *	-	599,792	6,021,296	6,621,088
Federal Home Loan Mortgage Corporatio	N/A *	449,964	500,337	-	950,301
Federal Home Loan Bank	N/A *	258,007	808,000	860,906	1,926,913
Federal Farm Credit Banks	N/A *	774,551	305,286	1,115,600	2,195,437
Negotiable Certificates of Deposit	NR	391,578	-	151,070	542,648
Municipal Bonds	AA	928,324	4,963,218	2,434,072	8,325,614
Municipal Bonds	AAA	100,488	3,176,285	2,551,388	5,828,161
Total Investments		<u>\$ 2,941,202</u>	<u>\$ 10,653,902</u>	<u>\$ 13,134,332</u>	<u>\$ 26,729,436</u>

* Per GASB-S40:7, it is not necessary to disclose the credit ratings of obligations of the U.S. government or obligations explicitly guaranteed by the U.S. government.

d) Credit Risk

Generally, credit risk is the risk that an issuer of an investment will not fulfill its obligation to the holder of the investment. This is measured by the assignment of a rating by a nationally recognized statistical rating organization.

The risk of loss due to failure of the security issuer or backer will be minimized by:

- (1) Limiting investments to the types of securities listed in Section V of the County's *Investment Policy*.
- (2) Pre-qualifying the financial institutions, broker/dealers, and investment managers with which the County will do business in accordance with Section VI of the County's *Investment Policy*.
- (3) Diversifying the investment portfolio so that the impact of potential losses from any one type of security or from any one individual issuer will be minimized. Insurance or collateral may be required to ensure return of principal.

The County's exposure to credit risk as of December 31, 2019, is listed in the table above.

CROW WING COUNTY BRAINERD, MINNESOTA

e) Custodial Credit Risk

Custodial credit risk for investments is the risk that, in the event of the failure of the counterparty to a transaction, a government will not be able to recover the value of investment or collateral securities that are in the possession of an outside party. The County has no custodial credit risk for investments as of December 31, 2019.

As listed in Section VI of the County's *Investment Policy*, securities purchased shall be held in a segregated account for the County's benefit at a third party trustee as safekeeping agent. The investment dealer or bank in which the security is purchased shall issue a confirmation ticket to the County listing the specific instrument, issuer, coupon, maturity, CUSIP number, purchase or sale price, transaction date, and other pertinent information. The financial service provider which executes the transaction on the County's behalf shall deliver all securities on a delivery versus payment method (DVP) to the designated third party. Delivery versus payment (DVP) is a way of controlling the risk to which securities market participants are exposed. Delivery of securities (i.e. the change in their ownership) is done simultaneously with payment. This means that neither the buyer nor the seller is exposed to the risk that the other will default.

Investments, contracts, and agreements may be held in safekeeping with:

- (1) Any Federal Reserve bank;
- (2) Any bank authorized under the laws of the United States or any state to exercise corporate trust powers, including, but not limited to, the bank from which the investment is purchased;
- (3) A primary reporting dealer in United States government securities to the Federal Reserve Bank of New York; or
- (4) A securities broker-dealer, or affiliate of it, that meets the following requirements:
 - (a) It is registered as a broker-dealer under chapter 80A or is exempt from the registration requirements;
 - (b) It is regulated by the Securities and Exchange Commission; and
 - (c) It maintains insurance through the Securities Investor Protection Corporation or excess insurance coverage in an amount equal to or greater than the value of the securities held.

The County's ownership of all securities should be evidenced by written acknowledgments identifying the securities by:

- (1) The names of issuers
- (2) The maturity dates
- (3) The interest rates
- (4) CUSIP numbers or other distinguishing marks

f) Concentration of Credit Risk

Concentration of credit risk is the risk of loss that may be caused by the County's investment in a single issuer. It is the County's policy that U.S. Treasury securities, U.S. agency securities, and obligations backed by U.S. Treasury and/or U.S. agency securities may be held without limit. These investments are implicitly guaranteed by the U.S. government.

**CROW WING COUNTY
BRAINERD, MINNESOTA**

Diversification strategies will be implemented with the following constraints:

Issuer Type	Maximum % of Total Portfolio ²
Savings/demand deposits ¹	50%
Certificates of Deposit	75%
U.S. Treasury Obligations	100%
U.S. Agency Securities	100%
Municipal Securities	100%
Per issuer:	10%

¹ The savings/demand deposits held by the County will fluctuate significantly as a result of property tax collection and settlement. Ideally, the County will hold not more than 20% of its “core investments” in savings/demand deposits, and will ensure a minimum of \$5,000,000 is readily available.

² Due to fluctuations in the value of the portfolio, maximum percentages for a particular issuer or investment type may be exceeded at a point in time subsequent to the purchase or maturity of a particular security. Securities need not be liquidated to realign the portfolio; however, consideration should be given to this matter when future purchases are made.

More than 5% of the County’s investments are in Municipal Bonds rated AA (31%), Municipal Bonds rated AAA (22%), Mortgage Backed Securities (25%), Negotiable Certificates of Deposit (2%), Federal Home Loan Bank (8%), Federal Farm Credit Banks (7%), and Federal National Mortgage Association (4%). The County does not hold any investments in any one issuer that represent 5% or more of the County’s investments.

g) Fair Value Measurements

The County measures and records its investments using fair value measurement guidelines established by generally accepted accounting principles. These guidelines recognize a three-tiered fair value hierarchy, as follows:

- Level 1: Quoted prices for identical investments in active markets;
- Level 2: Observable inputs other than quoted market prices; and,
- Level 3: Unobservable inputs.

**CROW WING COUNTY
BRainerd, MINNESOTA**

At December 31, 2019, the County had the following recurring fair value measurements:

	December 31, 2019	Quoted Prices in Active Markets for Identical Assets (Level 1)	Significant Other Observable Inputs (Level 2)	Significant Unobservable Inputs (Level 3)
U.S. Treasuries	\$ 300,984	\$ -	\$ 300,984	\$ -
Mutual Funds	38,290	-	38,290	-
Mortgage Backed Securities	6,621,088	-	6,621,088	-
Federal Home Loan Mortgage Corporatio	950,301	-	950,301	-
Federal Home Loan Bank	1,926,913	-	1,926,913	-
Federal Farm Credit Banks	2,195,437	-	2,195,437	-
Negotiable Certificates of Deposit	542,648	-	542,648	-
Municipal Bonds	14,153,775	-	14,153,775	-
	<u>\$ 26,729,436</u>	<u>\$ -</u>	<u>\$ 26,729,436</u>	<u>\$ -</u>

Debt securities classified in Level 2 are valued using a market approach pricing technique.

2. Receivables

Receivables as of December 31, 2019, for the County's governmental activities are as follows:

	Total Receivables	Amounts Not Scheduled for Collection During the Subsequent Year
Taxes - delinquent	\$ 1,604,323	\$ -
Accounts	267,300	-
Accrued interest	364,936	-
Contracts	1,191,253	733,824
Due from other governments	7,822,727	-
Loans	156,387	145,687
Total Governmental Activities	<u>\$ 11,406,926</u>	<u>\$ 879,511</u>

Loans receivable relate to the amount of Small Cities Development grant funds anticipated to be collected as part of the County's development programs.

**CROW WING COUNTY
BRAINERD, MINNESOTA**

3. Capital Assets

Capital asset activity for the year ended December 31, 2019, was as follows:

Governmental Activities

	Beginning Balance	Additions	Retirements / Reclassifications	Ending Balance
Capital assets not depreciated				
Land	\$ 14,883,644	\$ 251,509	\$ -	\$ 15,135,153
Construction in progress	10,620,048	12,442,807	(13,947,381)	9,115,474
Infrastructure - right-of-way	6,991,003	13,388	-	7,004,391
Total capital assets not depreciated	\$ 32,494,695	\$ 12,707,704	\$ (13,947,381)	\$ 31,255,018
Capital assets depreciated				
Buildings	\$ 65,021,590	\$ 526,855	\$ -	\$ 65,548,445
Land improvements	3,008,335	66,905	-	3,075,240
Machinery, furniture, and equipment	20,614,194	1,283,141	(1,008,304)	20,889,031
Infrastructure	157,828,260	12,316,738	-	170,144,998
Total capital assets depreciated	\$ 246,472,379	\$ 14,193,639	\$ (1,008,304)	\$ 259,657,714
Less: accumulated depreciation for				
Buildings	\$ (23,634,998)	\$ (1,613,118)	\$ -	\$ (25,248,116)
Land improvements	(1,400,322)	(150,648)	-	(1,550,970)
Machinery, furniture, and equipment	(14,997,404)	(1,587,362)	958,256	(15,626,510)
Infrastructure	(41,380,521)	(3,354,232)	-	(44,734,753)
Total accumulated depreciation	\$ (81,413,245)	\$ (6,705,360)	\$ 958,256	\$ (87,160,349)
Total capital assets depreciated, net	\$ 165,059,134	\$ 7,488,279	\$ (50,048)	\$ 172,497,365
Governmental Activities Capital Assets, Net	\$ 197,553,829	\$ 20,195,983	\$ (13,997,429)	\$ 203,752,383

Depreciation expense for 2019 was charged to functions/programs of the government's governmental activities as follows:

Governmental Activities

General government	\$ 1,289,754
Public safety	1,194,603
Highways and streets (including depreciation of infrastructure assets)	4,003,734
Health and human services	152,249
Culture and recreation	45,662
Conservation of natural resources	19,358
Total Depreciation Expense - Governmental Activities	\$ 6,705,360

**CROW WING COUNTY
BRAINERD, MINNESOTA**

Business-Type Activities

	Beginning Balance	Additions	Retirements / Reclassifications	Ending Balance
Capital assets not depreciated				
Land	\$ 412,334	\$ -	\$ -	\$ 412,334
Construction in progress	1,081,106	2,958,005	-	4,039,111
Total capital assets not depreciated	<u>\$ 1,493,440</u>	<u>\$ 2,958,005</u>	<u>\$ -</u>	<u>\$ 4,451,445</u>
Capital assets depreciated				
Buildings	\$ 781,973	\$ -	\$ -	\$ 781,973
Landfill	13,563,186	295,546	-	13,858,732
Machinery, furniture, and equipment	301,079	-	-	301,079
Total capital assets depreciated	<u>\$ 14,646,238</u>	<u>\$ 295,546</u>	<u>\$ -</u>	<u>\$ 14,941,784</u>
Less: accumulated depreciation for				
Buildings	\$ (392,538)	\$ (28,542)	\$ -	\$ (421,080)
Landfill	(11,737,789)	(196,596)	-	(11,934,385)
Machinery, furniture, and equipment	(282,054)	(1,837)	-	(283,891)
Total accumulated depreciation	<u>\$ (12,412,381)</u>	<u>\$ (226,975)</u>	<u>\$ -</u>	<u>\$ (12,639,356)</u>
Total capital assets depreciated, net	<u>\$ 2,233,857</u>	<u>\$ 68,571</u>	<u>\$ -</u>	<u>\$ 2,302,428</u>
Business-Type Activities Capital Assets, Net	<u>\$ 3,727,297</u>	<u>\$ 3,026,576</u>	<u>\$ -</u>	<u>\$ 6,753,873</u>

Depreciation expense for 2019 was charged to functions/programs of the government's business-type activities as follows:

Business-Type Activities

Landfill	<u>\$ 226,975</u>
----------	-------------------

**CROW WING COUNTY
BRAINERD, MINNESOTA**

B. Interfund Receivables, Payables, and Transfers

The composition of interfund balances as of December 31, 2019, is as follows:

1. Due To/From Other Funds

<u>Receivable Fund</u>	<u>Payable Fund</u>	<u>Amount</u>	<u>Reason</u>
General	Public Land Management	\$ 412,926	Tax forfeited settlement
	Community Services	664,540	Negative cash balance
	Ditch	1,902	Negative cash balance
	Total Due to General Fund	<u>\$ 1,079,368</u>	
Highway	Unorganized Townships	<u>\$ 109,141</u>	Receivable for goods/services
Capital Projects	Public Land Management	<u>\$ 410,568</u>	Tax forfeited settlement
Landfill Enterprise	General	<u>\$ 90</u>	Receivable for goods/services
Total Due To/From Other Funds		<u><u>\$ 1,599,167</u></u>	

2. Interfund Transfers

Interfund transfers for the year ended December 31, 2019, consisted of the following:

<u>Transfer In Fund</u>	<u>Transfer Out Fund</u>	<u>Amount</u>
General	Highway	\$ 1,002,213
General	Environmental Trust	43,000
Solid Waste (Non-Landfill)	Landfill	157,874
Landfill	Solid Waste (Non-Landfill)	<u>157,874</u>
Total Interfund Transfers		<u><u>\$ 1,360,961</u></u>

Transfer between General Fund and Highway Fund was for a budgeted transfer for operations, transfer between General Fund and Environment Trust Fund was for a budgeted transfer for investment interest earned, and transfer between Solid Waste (Non-Landfill) Fund and Landfill was for interest earned from the Greater MN Landfill Clean Up funds.

C. Liabilities

1. Other Post Employment Benefits
Plan Description

The County provides health insurance benefits for certain retired employees under a single-employer fully-insured plan. The County provides benefits for retirees as required by Minnesota Statutes §471.61 subdivision 2b. County policy determines the County's contributions to the plan. Active employees who retire from the County when eligible to receive a retirement benefit from the Public Employees Retirement Association (PERA) of Minnesota (or similar plan) and do not participate in

CROW WING COUNTY BRAINERD, MINNESOTA

any other health benefits program providing coverage similar to that herein described, will be eligible to continue coverage with respect to both themselves and their eligible dependent(s) under the County's health benefits program.

Pursuant to the provisions of the plan, retirees are required to pay varying percentages of the total premium cost. Retirees hired after January 1, 2002 are required to pay 100% of the total premium cost. Crow Wing County contributed \$2,119,831 towards retiree health insurance. Since the premium is a blended rate and determined on the entire active and retiree population, the retirees are receiving an implicit rate subsidy.

As of December 31, 2019, there were 199 retirees receiving health benefits from the County's health plan. There are 466 active employees, zero inactive employees, and zero inactive employees entitled to but not yet receiving benefits.

Funding Policy

The County's OPEB plan is financed on a pay-as-you-go basis and currently has no assets that have been deposited into an irrevocable trust for future health benefits. Therefore, the actuarial value of assets is zero. Separate stand-alone financial statements are not issued for the plan.

Actuarial Methods and Assumptions

The County's OPEB liability was measured as of January 1, 2019, and the total OPEB liability was determined by an actuarial valuation as of January 1, 2019.

The total OPEB liability was determined by an actuarial valuation as of January 1, 2019, using the following actuarial assumptions, applied to all periods included in the measurement, unless otherwise specified:

Inflation	2.5%
Salary	Varies by service and contract groups
Health Care Trend Rates	6.5% Decreasing to 5.00% Over 6 Years

Mortality rates were based on the RPH-2014 adjusted to 2006 white collar mortality tables with MP-2016 Generational Improvement Scale (with Blue Collar adjustment for Police and Fire Personnel). The actuarial assumptions used in the January 1, 2019 valuation were based on the results of an actuarial experience study for the period January 1, 2017 to December 31, 2017.

The discount rate used to measure the total OPEB liability was 3.8%. The discount rate is equal to the 20-Year Municipal Bond Yield.

**CROW WING COUNTY
BRAINERD, MINNESOTA**

Since the most recent valuation, the following assumption changes have been made:

Years of Service	Public Safety Salary Increase	Others Salary Increase	Years of Service	Public Safety Salary Increase	Others Salary Increase
1	12.25%	11.25%	14	3.95%	3.65%
2	10.50%	8.25%	15	3.85%	3.65%
3	8.75%	6.75%	16	3.75%	3.60%
4	7.75%	5.75%	17	3.75%	3.55%
5	6.25%	5.25%	18	3.75%	3.50%
6	5.75%	4.95%	19	3.75%	3.50%
7	5.25%	4.65%	20	3.75%	3.50%
8	5.00%	4.55%	21	3.65%	3.50%
9	4.75%	4.45%	22	3.55%	3.45%
10	4.50%	4.25%	23	3.45%	3.35%
11	4.25%	4.00%	24	3.35%	3.35%
12	4.15%	3.85%	25	3.25%	3.35%
13	4.05%	3.75%	26 or more	3.25%	3.25%

- The health care trend rates were changed to better anticipate short term and long term medical increases.
- The mortality tables were updated from the RP-2014 Mortality Tables (Blue Collar for Public Safety, White Collar for Others) with MP-2016 Generational Improvement Scale to the Pub- 2010 Public Retirement Plans Headcount-Weighted Mortality Tables (General, Safety) with MP-2018 Generational Improvement Scale.
- The retirement and withdrawal tables for public safety employees were updated.
- The salary increase rates were changed from a flat 3.00% per year for all employees to rates which vary by service and contract group.
- The discount rate was changed from 3.30% to 3.80%.
- These changes decreased the liability \$4,519,233.

Changes in total OPEB liability

	Total OPEB liability
Balance as of January 1, 2019	\$ 40,801,737
Changes for the Year:	
Service Cost	428,012
Interest	1,326,826
Assumption Changes	(4,519,233)
Differences between Expected and Actual Experience	4,143,221
Benefit Payments	(2,062,513)
Net Change in Total OPEB Liability	(683,687)
Balance as of December 31, 2019	\$ 40,118,050

Of the \$40,118,050 total OPEB liability, \$2,125,920 is due within one year. The following presents the total OPEB liability of the County, as well as what the County's total OPEB liability would be if it were calculated using a discount rate one percentage point lower or one percentage point higher than the current discount rate:

**CROW WING COUNTY
BRainerd, MINNESOTA**

	1% Decrease (2.80%)	Discount Rate (3.80%)	1% Increase (4.80%)
Total OPEB Liability	\$ 45,341,815	\$ 40,118,050	\$ 35,800,029

The following presents the total OPEB liability of the County, as well as what the County's total OPEB liability would be if it were calculated using healthcare cost trend rates that are 1% lower (5.5% decreasing to 4.00% over 6 years) or 1% higher (7.5% decreasing to 6.00% over 5 years) than the current healthcare cost trend rates:

	1% Decrease (5.5% Decreasing to 4.00% over 6 years)	Current Trend Rates (6.5% Decreasing to 5.00% over 6 years)	1% Increase (7.5% Decreasing to 6.00% over 6 years)
Medical Trend Rate			
Total OPEB Liability	\$ 35,542,564	\$ 40,118,050	\$ 45,693,912

For the year ended December 31, 2019, the County recognized OPEB expense of \$1,692,169. The County reported deferred outflows of resources and deferred inflows of resources related to OPEB from the following sources:

Description	Deferred Outflows of Resources	Deferred Inflows of Resources
Changes in Actuarial Assumptions	\$ -	\$ 3,766,027
Liability Gain or Loss	3,452,684	-
Contributions		
Subsequent to the Measurement Date	2,351,704	-
Total	<u>\$ 5,804,388</u>	<u>\$ 3,766,027</u>

Amounts reported as deferred outflows of resources and deferred inflows of resources related to OPEB will be recognized in OPEB expense as follows:

Year Ended December 31	OPEB Expense Amount
2020	\$ (62,669)
2021	(62,669)
2022	(62,669)
2023	(62,669)
2024	(62,667)
Thereafter	-

**CROW WING COUNTY
BRAINERD, MINNESOTA**

2. Leases

Capital Leases

Crow Wing County has entered into a sub-lease with the City of Crosslake for financing a joint public works facility (County's portion of the building is 53 percent). This sub-lease agreement qualifies as a capital lease for accounting purposes and, therefore, was recorded at the present value of the future minimum lease payments as of the inception date. The present value of the building at the inception date was \$1,688,050. It is recorded as a governmental activity.

On January 1, 2012, the City of Crosslake issued General Obligation Refunding Bonds, Series 2012A to refinance the 2003 Lease. The total net present value benefit of the refunding was \$201,431.

The future minimum lease obligations and the net present value of these minimum lease payments as of December 31, 2019, were as follows:

<u>December 31</u>	<u>Lease Payments</u>
2020	\$ 111,725
2021	112,229
2022	112,544
2023	<u>112,636</u>
Total minimum lease payments	449,134
Less: amount representing interest	<u>(19,834)</u>
Present Value of Minimum Lease Payments	<u><u>\$ 429,300</u></u>

As of December 31, 2019 the total cost of this asset is \$1,688,050 with accumulated depreciation of \$540,537.

3. Long-Term Debt

Governmental Activities

Type of Indebtedness	Final Maturity	Installment Amounts	Interest Rate (%)	Original Issue Amount	Outstanding Balance December 31, 2019
2013A G.O. Refunding Capital Improvement Plan Bonds	2020	\$2,415,000 - \$3,035,000	2.00 - 5.00	\$ 19,040,000	\$ 3,035,000
2013A G.O. Refunding County Jail Bonds	2020	\$1,325,000 - \$1,675,000	2.00 - 5.00	10,480,000	1,675,000
2010A G.O. Refunding Airport Improvement Bonds (50% County Portion)	2022	\$72,500 - \$92,500	1.00 - 3.35	885,000	270,000
Total Indebtedness				<u><u>\$ 30,405,000</u></u>	<u><u>\$ 4,980,000</u></u>

**CROW WING COUNTY
BRAINERD, MINNESOTA**

4. Debt Service Requirements

Debt service requirements at December 31, 2019, were as follows:

Governmental Activities

<u>December 31</u>	<u>Long-Term Debt</u>	
	<u>Principal</u>	<u>Interest</u>
2020	\$ 4,797,500	\$ 133,371
2021	90,000	4,517
2022	92,500	1,549
Total	<u>\$ 4,980,000</u>	<u>\$ 139,437</u>

5. Changes in Long-Term Liabilities

Long-term liability activity for the year ended December 31, 2019, was as follows:

Governmental Activities

	<u>Beginning Balance</u>	<u>Additions</u>	<u>Reductions</u>	<u>Ending Balance</u>	<u>Due Within One Year</u>
General obligation bonds	\$ 9,557,500	\$ -	\$ 4,577,500	\$ 4,980,000	\$ 4,797,500
Plus: deferred amounts for issuance premiums (discounts)	599,375	-	555,905	43,470	43,470
General obligation debt subtotal	\$ 10,156,875	\$ -	\$ 5,133,405	\$ 5,023,470	\$ 4,840,970
Capital lease	530,000	-	100,700	429,300	103,350
Compensated absences	2,935,458	3,147,038	3,121,744	2,960,752	2,665,665
Governmental Activities Long-Term Liabilities	<u>\$ 13,622,333</u>	<u>\$ 3,147,038</u>	<u>\$ 8,355,849</u>	<u>\$ 8,413,522</u>	<u>\$ 7,609,985</u>

General obligation debt is paid from the General Fund and the Debt Service Fund. Compensated absences are paid from the General Fund and the Highway, Community Services, Public Land Management, and Solid Waste (Non-Landfill) Special Revenue Funds. Capital lease payments are paid from the Highway Special Revenue Fund.

Business-Type Activities

	<u>Beginning Balance</u>	<u>Additions</u>	<u>Reductions</u>	<u>Ending Balance</u>	<u>Due Within One Year</u>
Estimated liability for landfill closure and postclosure	\$ 4,960,072	\$ -	\$ 684,527	4,275,545	\$ -
Compensated absences	18,093	12,755	13,489	17,359	15,623
Business-Type Activities Long-Term Liabilities	<u>\$ 4,978,165</u>	<u>\$ 12,755</u>	<u>\$ 698,016</u>	<u>\$ 4,292,904</u>	<u>\$ 15,623</u>

CROW WING COUNTY BRAINERD, MINNESOTA

Conduit Debt

Pequot Lakes HRA

The Crow Wing County HRA is contingently liable for debt related to General Obligation Housing Revenue Bonds issued on behalf of the Pequot Lakes HRA. As additional security for these bonds, Crow Wing County approved the pledge by the County HRA of the County's full faith and credit and taxing powers to the payment of debt service on the bonds. The conduit bonds have an outstanding principal balance of \$945,000 for the year ended December 31, 2019.

6. Defined Benefit Pension Plans

a. Plan Description

The County participates in the following cost-sharing multiple-employer defined benefit pension plans administered by the Public Employees Retirement Association of Minnesota (PERA). PERA's defined benefit pension plans are established and administered in accordance with Minnesota Statutes, Chapters 353 and 356. PERA's defined benefit pension plans are tax qualified plans under Section 401(a) of the Internal Revenue Code.

1. General Employees Retirement Plan (General Employees Plan)

All full-time and certain part-time employees of the County, except for employees covered by Police and Fire Plan and the Coordinated Plan, are covered by the General Employees Plan. General Employees Plan members belong to the Coordinated Plan, and are covered by Social Security.

2. Public Employees Police and Fire Plan (Police and Fire Plan)

The Police and Fire Plan, originally established for police officers and firefighters not covered by a local relief association, now covers all police officers and firefighters hired since 1980. Effective July 1, 1999, the Police and Fire Plan also covers police officers and firefighters belonging to local relief associations that elected to merge with and transfer assets and administration to PERA.

3. Local Government Correctional Plan (Correctional Plan)

The Correctional Plan was established for correctional officers serving in county and regional corrections facilities. Eligible participants must be responsible for the security, custody, and control of the facilities and their inmates.

b. Benefits Provided

PERA provides retirement, disability, and death benefits. Benefit provisions are established by state statute and can only be modified by the state legislature. Vested, terminated employees who are entitled to benefits, but are not receiving them yet, are bound by the provisions in effect at the time they last terminated their public service.

1. General Employees Plan Benefits

General Employees Plan benefits are based on a member's highest average salary for any five successive years of allowable service, age, and years of credit at termination of service.

CROW WING COUNTY BRAINERD, MINNESOTA

Two methods are used to compute benefits for PERA's Coordinated Plan members. Members hired prior to July 1, 1989, receive the higher of Method 1 or Method 2 formulas. Only Method 2 is used for members hired after June 30, 1989. Under Method 1, the accrual rate for Coordinated members is 1.2 percent of average salary for each of the first 10 years of service and 1.7 percent of average salary for each additional year. Under Method 2, the accrual rate for Coordinated members is 1.7 percent of average salary for all years of service. For members hired prior to July 1, 1989, a full annuity is available when age plus years of service equal 90 and normal retirement age is 65. For members hired on or after July 1, 1989, normal retirement age is the age for unreduced Social Security benefits capped at 66.

Annuities, disability benefits, and survivor benefits are increased effective every January 1. Beginning January 1, 2019, the postretirement increase will be equal to 50 percent of the cost-of-living adjustment (COLA) announced by the SSA, with a minimum increase of at least 1 percent and a maximum of 1.5 percent. Recipients that have been receiving the annuity or benefit for at least a full year as of the June 30 before the effective date of the increase will receive the full increase. For recipients receiving the annuity or benefit for at least one month but less than a full year as of the June 30 before the effective date of the increase will receive a reduced prorated increase. For members retiring on January 1, 2024, or later, the increase will be delayed until normal retirement age (age 65 if hired prior to July 1, 1989, or age 66 for individuals hired on or after July 1, 1989). Members retiring under Rule of 90 are exempt from the delay to normal retirement.

2. Police and Fire Plan Benefits

Benefits for Police and Fire Plan members first hired after June 30, 2010, but before July 1, 2014, vest on a prorated basis from 50 percent after five years up to 100 percent after ten years of credited service. Benefits for Police and Fire Plan members first hired after June 30, 2014, vest on a prorated basis from 50 percent after ten years up to 100 percent after twenty years of credited service. The annuity accrual rate is 3 percent of average salary for each year of service. A full, unreduced pension is earned when members are age 55 and vested, or for members who were first hired prior to July 1, 1989, when age plus years of service equal at least 90.

Annuities, disability benefits, and survivor benefits are increased effective every January 1. Beginning January 1, 2019, the postretirement increase will be fixed at 1 percent. Recipients that have been receiving the annuity or benefit for at least 36 months as of the June 30 before the effective date of the increase will receive the full increase. For recipients receiving the annuity or benefit for at least 25 months but less than 36 months as of the June 30 before the effective date of the increase will receive a reduced prorated increase.

3. Correctional Plan Benefits

Benefits for Correctional Plan members first hired after June 30, 2010, vest on a prorated basis from 50 percent after five years up to 100 percent after ten years of credited service. The annuity accrual rate is 1.9 percent of average salary for each year of service in that plan. A full, unreduced pension is earned when members are age 55 and vested, or for members who were first hired prior to July 1, 1989, when age plus years of service equal at least 90.

Annuities, disability benefits, and survivor benefits are increased effective every January 1. Beginning January 1, 2019, the postretirement increase will be equal to 100 percent of the COLA announced by SSA, with a minimum increase of at least 1 percent and a maximum of 2.5 percent. If the plan's funding status declines to 85 percent or below for two consecutive

CROW WING COUNTY BRAINERD, MINNESOTA

years or 80 percent for one year, the maximum will be lowered from 2.5 percent to 1.5 percent. Recipients that have been receiving the annuity or benefit for at least a full year as of the June 30 before the effective date of the increase will receive the full increase. For recipients receiving the annuity or benefit for at least one month but less than a full year as of the June 30 before the effective date of the increase will receive a reduced prorated increase.

c. Contributions

Minnesota Statutes Chapter 353 sets the rates for employer and employee contributions. Contribution rates can only be modified by the state Legislature.

1. General Employees Fund Contributions

Coordinated Plan members were required to contribute 6.50 percent of their annual covered salary in calendar year 2019 and the County was required to contribute 7.50 percent for Coordinated Plan members. The County's contributions to the General Employees Fund for the year ended December 31, 2019, were \$1,506,442. The County's contributions were equal to the required contributions as set by state statute.

2. Police and Fire Fund Contributions

Plan members contribution rates increased from 10.8 percent of pay to 11.3 percent and the County's rate increased from 16.20 percent to 16.95 percent on January 1, 2019. The County's contributions to the Police and Fire Fund for the year ended December 31, 2019, were \$560,378. The County's contributions were equal to the required contributions as set by state statute.

3. Correctional Fund Contributions

Plan members were required to contribute 5.83 percent of their annual covered salary and the County was required to contribute 8.75 percent of pay for plan members in fiscal year 2019. The County's contributions to the Correctional Fund for the year ended December 31, 2019, were \$303,437. The County's contributions were equal to the required contributions as set by state statute.

d. Pension Costs

1. General Employees Fund Pension Costs

At December 31, 2019, the County reported a liability of \$15,502,212 for its proportionate share of the General Employees Fund's net pension liability. The County's net pension liability reflected a reduction due to the State of Minnesota's contribution of \$16 million to the fund in 2019. The State of Minnesota is considered a non-employer contributing entity and the state's contribution meets the definition of a special funding situation. The State of Minnesota's proportionate share of the net pension liability associated with the County totaled \$482,646. The net pension liability was measured as of June 30, 2019, and the total pension liability used to calculate the net pension liability was determined by an actuarial valuation as of that date. The County's proportionate share of the net pension liability was based on the County's contributions received by PERA during the measurement period for

**CROW WING COUNTY
BRAINERD, MINNESOTA**

employer payroll paid dates from July 1, 2018, through June 30, 2019, relative to the total employer contributions received from all of PERA's participating employers. At June 30, 2019, the County's proportionate share was 0.2804 percent which was a decrease of 0.0006 percent from its proportion measured as of June 30, 2018.

County's proportionate share of the net pension liability	\$ 15,502,212
State of Minnesota's proportionate share of the net position liability associated with the County	<u>482,646</u>
Total	<u><u>\$ 15,984,858</u></u>

For the year ended December 31, 2019, the County recognized pension expense of \$1,689,033 for its proportionate share of the General Employees Plan's pension expense. In addition, the County recognized an additional \$36,146 as pension expense (and grant revenue) for its proportionate share of the State of Minnesota's contribution of \$16 million to the General Employees Fund.

At December 31, 2019, the County reported its proportionate share of the General Employees Plan's deferred outflows of resources and deferred inflows of resources related to pensions from the following sources:

Description	Deferred Outflows of Resources	Deferred Inflows of Resources
Differences Between Expected and Actual Economic Experience	\$ 429,623	\$ -
Changes in Actuarial Assumptions	-	1,218,484
Net Difference Between Projected and Actual Changes in Proportion	124,640	1,571,332
County Contributions Subsequent to the Measurement Date	753,889	177,967
Total	<u><u>\$ 1,308,152</u></u>	<u><u>-</u></u>

\$753,889 reported as deferred outflows of resources related to pensions resulting from County contributions the General Employees Fund subsequent to the measurement date will be recognized as a reduction of the net pension liability in the year ended December 31, 2020. Other amounts reported as deferred outflows and deferred inflows of resources related to the General Employees Fund pensions will be recognized in pension expense as follows:

Year Ended December 31	Pension Expenses Amount
2020	\$ (786,601)
2021	(1,332,088)
2022	(319,812)
2023	24,981

2. Police and Fire Fund Pension Costs

At December 31, 2019, the County reported a liability of \$3,352,429 for its proportionate share of the Police and Fire Fund's net pension liability. The net pension liability was measured as of June 30, 2019, and the total pension liability used to calculate the net pension

**CROW WING COUNTY
BRAINERD, MINNESOTA**

liability was determined by an actuarial valuation as of that date. The County's proportion of the net pension liability was based on the County's contributions received by PERA during the measurement period for employer payroll paid dates from July 1, 2018, through June 30, 2019, relative to the total employer contributions received from all of PERA's participating employers.

At June 30, 2019, the County's proportionate share was 0.3149 percent which was an increase of 0.0129 percent from its proportion measured as of June 30, 2018. The County also recognized \$42,511 for the year ended December 31, 2019, as revenue and an offsetting reduction of net pension liability for its proportionate share of the State of Minnesota's on-behalf contributions to the Police and Fire Fund. Legislation passed in 2013 required the State of Minnesota to begin contributing \$9 million to the Police and Fire Fund each year until the plan is 90 percent funded or until the State Patrol Plan (administered by the Minnesota State Retirement System) is 90 percent funded, whichever occurs later. In addition, the state will pay \$4.5 million on October 1, 2018 and October 1, 2019 in direct state aid. Thereafter, by October 1 of each year, the state will pay \$9 million until full funding is reached or July 1, 2048, whichever is earlier.

For the year ended December 31, 2019, the County recognized pension expense of \$551,846 for its proportionate share of the Police and Fire Plan's pension expense. At December 31, 2019, the County reported its proportionate share of the Police and Fire Plan's deferred outflows of resources and deferred inflows of resources related to pensions from the following sources:

Description	Deferred Outflows of Resources	Deferred Inflows of Resources
Differences Between Expected and Actual		
Economic Experience	\$ 142,341	\$ 510,276
Changes in Actuarial Assumptions	2,781,984	3,763,748
Net Difference Between Projected and Actual		
Earnings on Pension Plan Investments	-	698,232
Changes in Proportion	397,716	72,025
County Contributions Subsequent to the Measurement Date	280,729	-
Total	<u>\$ 3,602,770</u>	<u>\$ 5,044,281</u>

\$280,729 reported as deferred outflows of resources related to pensions resulting from County contributions subsequent to the Police and Fire Fund to the measurement date will be recognized as a reduction of the net pension liability in the year ended December 31, 2020. Other amounts reported as deferred outflows and inflows of resources related to the Police and Fire Fund pensions will be recognized in pension expense as follows:

Year Ended December 31	Pension Expense Amount
2020	\$ (154,661)
2021	(420,068)
2022	(1,265,453)
2023	83,119
2024	34,823

**CROW WING COUNTY
BRAINERD, MINNESOTA**

3. Correctional Plan Pension Costs

At December 31, 2019, the County reported a liability of \$221,354 for its proportionate share of the Correctional Plan's net pension liability. The net pension liability was measured as of June 30, 2019, and the total pension liability used to calculate the net pension liability was determined by an actuarial valuation as of that date. The County's proportion of the net pension liability was based on the County's contributions received by PERA during the measurement period for employer payroll paid dates from July 1, 2018, through June 30, 2019, relative to the total employer contributions received from all of PERA's participating employers.

At December 31, 2019, the County's proportionate share was 1.5988 percent which was a decrease of 0.0137 percent from its proportion measured as of June 30, 2018.

For the year ended December 31, 2019, the County recognized pension expense of \$432,409 for its proportionate share of the Correctional Plan's pension expense.

At December 31, 2019, the County reported its proportionate share of the Correctional Plan's deferred outflows of resources and deferred inflows of resources related to pensions from the following sources:

Description	Deferred Outflows of Resources	Deferred Inflows of Resources
Differences Between Expected and Actual		
Economic Experience	\$ 8,138	\$ 36,187
Changes in Actuarial Assumptions	-	1,965,239
Net Difference Between Projected and Actual		
Earnings on Pension Plan Investments	-	284,832
Changes in Proportion	19,034	22,228
County Contributions Subsequent to the Measurement Date	151,257	-
Total	<u>\$ 178,429</u>	<u>\$ 2,308,486</u>

\$151,257 reported as deferred outflows of resources related to pensions resulting from County contributions to the Correctional Fund subsequent to the measurement date will be recognized as a reduction of the net pension liability in the year ended December 31, 2020. Other amounts reported as deferred outflows and inflows of resources related to Correctional Fund pensions will be recognized in pension expense as follows:

Year Ended December 31	Pension Expense Amount
2020	\$ (1,171,627)
2021	(1,037,644)
2022	(74,189)
2023	2,146

Total Pension Expense

The total pension expense for all plans recognized by the County for the year ended December 31, 2019, was \$2,709,434.

CROW WING COUNTY BRAINERD, MINNESOTA

e. Actuarial Assumptions

The total pension liability in the June 30, 2019, actuarial valuation was determined using the individual entry-age normal actuarial cost method and the following actuarial assumptions:

	GERF	PEFPF	PECF
Inflation	2.50 Percent per Year	2.50 Percent per Year	2.50 Percent per Year
Active Member Payroll Growth	3.25 Percent per Year	3.25 Percent per Year	3.25 Percent per Year
Investment Rate of Return	7.50 Percent	7.50 Percent	7.50 Percent

Salary increases were based on a service-related table. Mortality rates for active members, retirees, survivors, and disabilitants for all plans were based on RP 2014 tables for males or females, as appropriate, with slight adjustments to fit PERA's experience. Cost of living benefit increases after retirement for retirees are assumed to be 1.25 percent per year for the General Employees Plan, 1.0 percent per year for the Police and Fire Plan, and 2.0 percent per year for the Correctional Plan.

Actuarial assumptions used in the June 30, 2019 valuation were based on the results of actuarial experience studies. The most recent four-year experience study in the General Employees Plan was completed in 2019. The most recent four-year experience study for Police and Fire Plan was completed in 2016. The five-year experience study for the Correctional Plan, prepared by a former actuary, was completed in 2012. The mortality assumption for the Correctional Plan is based on the Police and Fire Plan experience study completed in 2016. Economic assumptions were updated in 2018 based on a review of inflation and investment return assumptions.

The following changes in actuarial assumptions occurred in 2019:

General Employees Fund

Changes in Actuarial Assumptions:

- The mortality projection scale was changed from MP-2017 to MP-2018.

Changes in Plan Provisions:

- The employer supplemental contribution was changed prospectively, decreasing from \$31.0 million to \$21.0 million per year. The State's special funding contribution was changed prospectively, requiring \$16.0 million due per year through 2031.

Police and Fire Fund

Changes in Actuarial Assumptions:

- The mortality projection scale was changed from MP-2017 to MP-2018.

Changes in Plan Provisions

- There have been no changes since the prior valuation.

Correctional Fund

Changes in Actuarial Assumptions:

- The mortality projection scale was changed from MP-2017 to MP-2018.

Changes in Plan Provisions

- There have been no changes since the prior valuation

**CROW WING COUNTY
BRAINERD, MINNESOTA**

The State Board of Investment, which manages the investments of PERA, prepares an analysis of the reasonableness on a regular basis of the long-term expected rate of return using a building-block method in which best-estimate ranges of expected future rates of return are developed for each major asset class. These ranges are combined to produce an expected long-term rate of return by weighting the expected future rates of return by the target asset allocation percentages. The target allocation and best estimates of geometric real rates of return for each major asset class are summarized in the following table:

Asset Class	Target Allocation	Long-Term Expected Real Rate of Return
Domestic Equity	35.50 %	5.10 %
Private Markets	25.00	5.90
Fixed Income	20.00	0.75
International Equity	17.50	5.90
Cash Equivalents	2.00	0.00
Totals	100.00 %	

f. Discount Rate

The discount rate used to measure the total pension liability in 2019 was 7.50 percent. The projection of cash flows used to determine the discount rate assumed that contributions from plan members and employers will be made at rates set in Minnesota Statutes. Based on these assumptions, the fiduciary net positions of the General Employees Fund, the Police and Fire Fund, and the Correctional Fund were projected to be available to make all projected future benefit payments of current plan members. Therefore, the long-term expected rate of return on pension plan investments was applied to all periods of projected benefit payments to determine the total pension liability.

g. Pension Liability Sensitivity

The following presents the County's proportionate share of the net pension liability for all plans it participates in, calculated using the discount rate disclosed in the preceding paragraph, as well as what the County's proportionate share of the net pension liability would be if it were calculated using a discount rate one percentage point lower or one percentage point higher than the current discount rate:

	Proportionate Share of the					
	General Employees Retirement Plan		Public Employees Police and Fire Plan		Public Employees Correctional Plan	
	Discount Rate	Net Pension Liability	Discount Rate	Net Pension Liability	Discount Rate	Net Pension Liability
1% Decrease	6.50%	\$ 25,484,802	6.50%	\$ 7,327,786	6.50%	\$ 2,359,173
Current	7.50%	15,502,212	7.50%	3,352,429	7.50%	221,354
1% Increase	8.50%	7,259,274	8.50%	65	8.50%	(1,489,250)

**CROW WING COUNTY
BRAINERD, MINNESOTA**

h. Pension Plan Fiduciary Net Position

Detailed information about each pension plan's fiduciary net position is available in a separately-issued PERA financial report that includes financial statements and required supplementary information. That report may be obtained online at www.mnpera.org.

7. Public Employees Defined Contribution Plan (Defined Contribution Plan)

Three of five County Commissioners of Crow Wing County are covered by the Defined Contribution Plan, a multiple-employer deferred compensation plan administered by PERA. The Defined Contribution Plan is a tax qualified plan under Section 401(a) of the Internal Revenue Code and all contributions by or on behalf of employees are tax deferred until time of withdrawal.

Plan benefits depend solely on amounts contributed to the plan plus investment earnings, less administrative expenses. Minnesota Statutes, Chapter 353D.03, specifies plan provisions, including the employee and employer contribution rates for those qualified personnel who elect to participate. An eligible elected official who decides to participate contributes five percent of salary which is matched by the elected official's employer. For ambulance service personnel, employer contributions are determined by the employer, and for salaried employees' contributions must be a fixed percentage of salary. Employer contributions for volunteer personnel may be a unit value for each call or period of alert duty. Employees who are paid for their services may elect to make member contributions in an amount not to exceed the employer share. Employer and employee contributions are combined and used to purchase shares in one or more of the seven accounts of the Minnesota Supplemental Investment Fund. For administering the plan, PERA receives two percent of employer contributions and twenty-five hundredths of one percent (0.25%) of the assets in each member's account annually.

Total contributions made by the County during fiscal year 2019 were:

<u>Contribution Amount</u>		<u>Percentage of Covered Payroll</u>		<u>Required</u>
<u>Employee</u>	<u>Employer</u>	<u>Employee</u>	<u>Employer</u>	
\$6,462	\$6,462	5%	5%	5%

8. Landfill Closure and Postclosure Care Costs

State and federal laws and regulations require the County to place a final cover on its landfill site when it stops accepting waste and to perform certain maintenance and monitoring functions at the site for 20 years after closure. Although closure and postclosure care costs will be paid only near or after the date that the landfill stops accepting waste, the County reports a portion of these closure and postclosure care costs as an operating expense in each period based on landfill capacity used as of each balance sheet date.

The \$4,275,545 landfill closure and postclosure care liability at December 31, 2019, represents the cumulative amount reported to date based on the use of 78.50 percent of the estimated capacity of the landfill. The County will recognize the remaining estimated cost of closure and postclosure care of \$1,267,259 as the remaining estimated capacity is filled. These amounts are based on what it would cost to perform all closure and postclosure care in 2019. The County expects to close the landfill in 2021. Actual cost may be higher due to inflation, changes in technology, or changes in regulations.

The County is required by state and federal laws and regulations to make annual contributions to a trust to finance closure and postclosure care. The County is in compliance with these requirements

CROW WING COUNTY BRAINERD, MINNESOTA

and, at December 31, 2019, investments of \$6,293,524 are held for these purposes. These are reported as restricted assets on the Landfill Enterprise Fund's statement of net position. Crow Wing County expects that future inflation costs will be paid from investment earnings on these annual contributions. However, if investment earnings are inadequate or additional postclosure care requirements are determined (due to changes in technology or applicable laws and regulations, for example), these costs may need to be covered by charges to future landfill users or from future tax revenue.

9. Risk Management

The County is exposed to various risks of loss related to torts; theft of, damage to, or destruction of assets; errors or omissions; injuries to employees; or natural disasters. The County has entered into a joint powers agreement with other Minnesota counties to form the Minnesota Counties Intergovernmental Trust (MCIT). The County is a member of both the MCIT Workers' Compensation and Property and Casualty Divisions. The County purchases commercial insurance for other risks of loss. There were no significant reductions in insurance from the prior year. The amount of settlements did not exceed insurance coverage for the past three fiscal years.

The Workers' Compensation Division of MCIT is self-sustaining based on the contributions charged, so that total contributions plus compounded earnings on these contributions will equal the amount needed to satisfy claims liabilities and other expenses. MCIT participates in the Workers' Compensation Reinsurance Association with coverage at \$500,000 per claim in 2019. Should the MCIT Workers' Compensation Division liabilities exceed assets, MCIT may assess the County in a method and amount to be determined by MCIT.

The Property and Casualty Division of MCIT is self-sustaining, and the County pays an annual premium to cover current and future losses. MCIT carries reinsurance for its property lines to protect against catastrophic losses. Should the MCIT Property and Casualty Division liabilities exceed assets, MCIT may assess the County in a method and amount to be determined by MCIT.

D. Deferred Inflows of Resources

Governmental funds report unavailable revenue in connection with receivables for revenues not considered available to liquidate liabilities of the current period. At the end of the current fiscal year, the various components of unavailable revenue reported in the governmental funds were as follows:

	Unavailable Revenue
Delinquent property taxes receivable	\$ 1,604,323
Prepaid property taxes	30,280
Contracts receivable	1,191,253
Charges for services	121,618
Highway aids receivable that do not provide current financial resources	2,303,377
Interest receivable that does not provide current financial resources	43,272
Loans receivable that do not provide current financial resources	156,387
Grants receivable that do not provide current financial resources	248,202
Total unavailable revenue for Governmental Funds	<u>\$ 5,698,712</u>

**CROW WING COUNTY
BRAINERD, MINNESOTA**

IV. Summary of Significant Contingencies and Other Items

A. Claims and Litigation

The County, in connection with the normal conduct of its affairs, is involved in various claims, judgments, and litigation. The County Attorney estimates that the potential claims resulting from such litigation and not covered by insurance would not materially affect the financial statements of the County.

B. Contingent Liability

During 2019, counties were notified by the Minnesota Department of Human Service (DHS) that DHS made errors in the calculation of Substance Use Disorder (SUD) for Institutes of Mental Disease (IMD) claims from January 2014 to June 2019. Based on these errors, DHS is requesting Minnesota counties repay \$8.8 million back to DHS. Crow Wing County's share of \$8.8 million is \$170,419. Minnesota counties have raised concerns over how the amount was calculated, the accuracy of the calculations and whether DHS has the legal/statutory authority to require the counties to repay the amounts. The Association of Minnesota Counties (AMC) has recommended counties to not repay this amount until these concerns have been addressed in hopes this matter is resolved by other means. Therefore, this amount has not been booked as a payable.

C. Joint Ventures

Brainerd Lakes Regional Airport

Crow Wing County and the City of Brainerd have an agreement whereby each contributes equally to all locally financed costs of the operation of the Brainerd Lakes Regional Airport. An Airport Commission is responsible for operations, and the City of Brainerd provides accounting services. Any appropriation by the County for the Airport Commission is recorded as an expenditure in the year it is approved by the County Board of Commissioners. Under the terms of the 2010A General Obligation Airport Improvements Refunding Bonds, issued on December 9, 2010, in the amount of \$1,770,000, the City and the County will equally contribute to debt service payments. Therefore, only 50 percent of the total debt will be reflected in the County's financial statements. The 2010A bonds will mature July 1, 2022.

On December 31, 2019, the outstanding amount of the bonds was \$540,000. The City of Brainerd's share of this amount is \$270,000, for which the County is only contingently liable.

In 2019, the County made an appropriation of \$157,000 for the Airport Commission. The Airport does not publish separate financial statements.

Investment in the joint venture on the statement of net position represents the County's 50% share of the airport. This investment in the Brainerd Lakes Regional Airport joint venture was valued at \$15,335,100 on December 31, 2018, the most recent data available, and is reported as an investment in joint venture on the government-wide statement of net position.

For 2018 (the most recent available audited information), the project reported \$31,730,105 of total assets, net position of \$30,670,199, operating revenues of \$2,805,000, operating expenses of \$3,850,766 and an overall decrease in net position of \$1,017,899. In 2017, the decrease in net position was \$2,593,388 for the project.

CROW WING COUNTY BRAINERD, MINNESOTA

Complete financial statements of the City of Brainerd can be obtained from:

Brainerd City Hall
502 Laurel Street
Brainerd, Minnesota 56401

Central Minnesota Emergency Medical Services Region

The Central Minnesota Emergency Medical Services Region (CMEMSR) was established in 2001 pursuant to Minn. Stat. § 471.59, and is currently operating under a memorandum of understanding between the Counties of Benton, Cass, Chisago, Crow Wing, Kanabec, Mille Lacs, Morrison, Pine, Sherburne, Stearns, Todd, Wadena, and Wright.

The purpose of the CMEMSR is to improve the planning, coordination, and implementation of emergency medical services within the member counties.

The CMEMSR has established a board which has general supervision over its activities. The Board consists of 13 County Commissioners, one from each of the member counties. Stearns County is the fiscal agent for the CMEMSR and reports the CMEMSR's activities in an agency fund in its financial statements. Complete financial information can be obtained from:

Ms. Marion Larson, Regional EMS Coordinator
Central Minnesota Emergency Medical Services Region
Stearns County Administration Center
P.O. Box 1107
St. Cloud, Minnesota 56302

Lakes Area Drug Investigation Division

The Lakes Area Drug Investigation Division (LADID) was created on August 1, 2001, stemming from the dissolution of the NET IV Drug Task Force. LADID is a multi-jurisdictional task force involving all law enforcement agencies in Crow Wing County, established under the authority of the Joint Powers Act, pursuant to Minn. Stat. § 471.59. The major emphasis of the joint venture is the investigation and enforcement of narcotics in Crow Wing County.

Fiscal agent responsibilities for the Task Force are with Crow Wing County. Financial information can be obtained from:

Crow Wing County Administrative Services – Finance Division
326 Laurel Street, Suite 22
Brainerd, MN 56401

Minnesota Counties Information Systems (MCIS)

Aitkin, Carlton, Cass, Chippewa, Cook, Crow Wing, Dodge, Itasca, Koochiching, Lac qui Parle, Lake, Sherburne, and St. Louis Counties entered into a joint powers agreement, pursuant to Minn. Stat. § 471.59, for the purpose of operating and maintaining data processing facilities and management information systems for use by its members.

CROW WING COUNTY BRAINERD, MINNESOTA

MCIS is governed by a 13-member Board, composed of a member appointed by each of the participating counties' Boards of Commissioners. Financing is obtained through user charges to the member. Cass County is the fiscal agent for MCIS.

Each County's share of the assets and liabilities cannot be accurately determined since it will depend on the number of counties that are members should the agreement dissolve.

In 2019, Crow Wing County did not make any contributions to MCIS.

Separate financial information can be obtained from:

Minnesota Counties Information Systems
413 Southeast 7th Avenue
Grand Rapids, Minnesota 55744

Mississippi Headwaters Board (MHB)

The Mississippi Headwaters Board was established on February 22, 1980, by Aitkin, Beltrami, Cass, Clearwater, Crow Wing, Hubbard, Itasca, and Morrison Counties pursuant to Minn. Stat. § 471.59. The purpose of the Board is to prepare, adopt, and implement a comprehensive land use plan design to protect and enhance the Mississippi River and related shoreland areas within the counties.

The Board consists of eight members, one appointed from each participating county. Crow Wing County maintains the accounting records of the MHB. Funding consists of federal, state, and local grants; donations; and contributions from each county.

In 2019, Crow Wing County contributed \$1,500 to the Mississippi Headwaters Board.

Financial information can be obtained from:

Mississippi Headwaters Board
Land Services Building
322 Laurel Street
Brainerd, Minnesota 56401

Email: mhb@mississippiheadwaters.org

Northeast Regional Emergency Communications Board

The Northeast Regional Emergency Communications Board (previously the Northeast Minnesota Regional Radio Board) was established through a joint powers agreement, pursuant to Minn. Stat. §§ 471.59 and 403.39, to provide for regional administration of enhancements to the Statewide Public Safety Radio and Communication System (ARMER) and to enhance and improve interoperable public safety communications.

The joint powers are the Counties of Aitkin, Carlton, Cass, Cook, Crow Wing, Itasca, Kanabec, Koochiching, Lake, Pine, and St. Louis; the Cities of Duluth, Hibbing, International Falls, and Virginia; and the Tribal Councils of the Leech Lake Band of Ojibwe and the Mille Lacs Band of Ojibwe. Control of the Northeast Regional Emergency Communications Board is vested in a Board of Directors composed of one County Commissioner from each of the member counties and one City Councilor from each of the member cities. In addition, there is one member from the Northeast Minnesota Regional Advisory

CROW WING COUNTY BRAINERD, MINNESOTA

Committee, one member from the Northeast Minnesota Regional Radio System User Committee, and one member from the Northeast Minnesota Owners and Operators Committee who are also voting members of the Board.

Itasca County is the fiscal agent for the Northeast Regional Emergency Communications Board. Funding is provided by grants and contributions from participating members. In 2019, Crow Wing County did not make any contributions to the Northeast Regional Emergency Communication Board.

Financial information can be obtained from:

Itasca County Auditor-Treasurer's Office
123 NE 4th Street
Grand Rapids, Minnesota 55744

Region V+ Adult Mental Health Initiative

Aitkin, Cass, Crow Wing, Morrison, Todd, and Wadena Counties entered into a joint powers agreement creating and operating Region V+ Adult Mental Health Initiative (AMHI) pursuant to Minnesota Statutes §§ 471.59 and 245.4661, to enhance services to vulnerable populations and implement a pilot project design, plan, and improve the mental health delivery system for adults with serious and persistent mental illnesses.

Control of the AMHI is vested in a Governing Board, which consists of each participating county's Director of Social Services, an additional representative of each county social services agency, three nonvoting consumer representatives, and one ex-officio nonvoting representative each from the Leech Lake Band of Ojibwe and the Mille Lacs Band of Ojibwe.

Any county may withdraw by providing twelve months written notice in advance of the annual meeting to the Board and each of the other remaining parties. During the year of withdrawal, the withdrawing party may attend all meetings but will have no official representation on the Board. Withdrawal does not act to discharge any liability incurred or chargeable to any county before the effective date of the withdrawal. Dissolution of the AMHI will occur by unanimous vote of the counties. Upon dissolution of the AMHI, all unused funds and surplus property held by AMHI shall be distributed in accordance with law or applicable contract.

Financing is predominantly provided by contributions, grants, donations, and gifts. Crow Wing County is the fiscal host. In 2019, Crow Wing County did not make any contributions to Region V + Adult Mental Health Initiative.

Complete financial information can be obtained from:

Crow Wing County Community Services
204 Laurel Street
Brainerd, MN 56401

**CROW WING COUNTY
BRAINERD, MINNESOTA**

D. Jointly-Governed Organizations

Crow Wing County, in conjunction with other local governmental entities and various private organizations, has formed the jointly-governed organizations listed below:

Crow Wing County Family Service Collaborative

The Crow Wing County Family Service Collaborative was established between Crow Wing County, Independent School District #181, Independent School District #182, Independent School District #186, and Tri-County Community Action to provide leadership and facilitation to families, youth, and providers. The goal of the Collaborative is to improve and redesign the local service delivery system in a way which improves quality of lives, supports choices, and promotes self-reliance. Crow Wing County Community Services is the fiscal agent of the Collaborative. Crow Wing County has no operational or financial control over the Collaborative.

The activities of this Collaborative are guided by a governance board consisting of, but not limited to, one member from each of the five participating agencies. Each of these board members is appointed by their respective governing body.

Separate financial information can be obtained from:

Crow Wing County Family Service Collaborative
P. O. Box 686
Brainerd, Minnesota 56401

Kitchigami Regional Library

The Kitchigami Regional Library was formed on January 1, 1992, pursuant to Minn. Stat. § 134.20, and includes Beltrami, Cass, Crow Wing, Hubbard, and Wadena Counties, and nine separate cities. Control of the Library is vested in the Kitchigami Regional Library Board, which is composed of 19 members with three-year terms made up of the following: one member appointed by each City Council and two members appointed by each County Board consisting of one County Commissioner and one lay person. Crow Wing County appropriated \$509,127 to the Library for the year ended December 31, 2019. Separate financial information can be obtained from:

Kitchigami Regional Library
P.O. Box 84
Pine River, Minnesota 56474
www.krls.org

**CROW WING COUNTY
BRAINERD, MINNESOTA**

Region Two – Northeast Minnesota Homeland Security Emergency Management Organization

The Region Two – Northeast Minnesota Security Emergency Management Organization (NEMHSEM) was established to provide for regional coordination of planning, training, purchase of equipment, and allocating emergency services and staff in order to better respond to emergencies and natural or other disasters within the NEMHSEM region. Control is vested in the Board, which is composed of representatives appointed by each Board of County Commissioners. Crow Wing County's responsibility does not extend beyond making this appointment.

Additional information can be obtained from:

Homeland Security and Emergency Management
445 Minnesota Street, Suite 223
St. Paul, MN 55101

V. Restatement for a Change in Accounting Principle

During the year ended December 31, 2019, the County adopted new accounting guidance by implementing the provisions of GASB Statement No. 84, Fiduciary Activities, which establishes criteria for identifying and reporting fiduciary activities. The implementation of this statement has resulted in changing the presentation of the financial statements by adding revenue to the General fund and Governmental Activities, recording the Social Welfare Private Purpose Trust Fund that was not previously reported, and including accruals and ending net position to custodial funds not previously required. Beginning net position has been restated to reflect this change.

	<u>Governmental Activities</u>	<u>General</u>
Net Position, January 1, 2019 as Previously Reported	\$ 188,126,107	\$ 12,724,405
Restatement	<u>3,675</u>	<u>3,675</u>
Net Position, January 1, 2019, as Restated	<u><u>\$ 188,129,782</u></u>	<u><u>\$ 12,728,080</u></u>
	<u>Social Welfare Private Purpose Trust Fund</u>	<u>Custodial Funds</u>
Net Position, January 1, 2019 as Previously Reported	\$ -	\$ -
Restatement	<u>16,473</u>	<u>4,849,879</u>
Net Position, January 1, 2019, as Restated	<u><u>\$ 16,473</u></u>	<u><u>\$ 4,849,879</u></u>

**CROW WING COUNTY
BRAINERD, MINNESOTA**

VI. Prior Period Adjustment

During the current year it was determined that certain tax revenues were not recognized as revenue in the proper period. In accordance with the provisions of GASB Statement No. 33, derived tax revenue should be recognized when both the exchange transactions on which the tax is imposed have occurred and the resources are available.

To correct this error, beginning fund balance of the Highway Fund and beginning net position of governmental activities were each restated by an increase of \$515,000.

	Governmental Activities	Highway
Net Position, January 1, 2019 as Previously Reported	\$ 188,126,107	\$ 14,958,242
Restatement	<u>515,000</u>	<u>515,000</u>
Net Position, January 1, 2019, as Restated	<u>\$ 188,641,107</u>	<u>\$ 15,473,242</u>

The net effect of the change in accounting restatement (from Note V) and prior period adjustment to the governmental activities is \$518,675.

VII. Subsequent Event

Subsequent to year end, the World Health Organization declared the spread of Coronavirus Disease (COVID-19) a worldwide pandemic. The COVID-19 pandemic is having significant effects on global markets, supply chains, businesses, and communities. Specific to the County, COVID-19 may impact various parts of its 2020 operations and financial results including, but not limited to, costs for emergency preparedness and shortages of personnel. Management believes the County is taking appropriate actions to mitigate the negative impact. However, the full impact of COVID-19 is unknown and cannot be reasonably estimated as these events occurred subsequent to year end and are still developing.

**CROW WING COUNTY
BRAINERD, MINNESOTA**

**BUDGETARY COMPARISON SCHEDULE
GENERAL FUND
FOR THE YEAR ENDED DECEMBER 31, 2019**

	Budgeted Amounts		Actual	Variance with
	Original	Final	Amounts	Final Budget
REVENUES				
Taxes	\$ 19,777,935	\$ 19,777,935	\$ 19,112,952	\$ (664,983)
Licenses and permits	534,785	534,785	554,717	19,932
Intergovernmental	2,219,133	2,219,133	2,858,295	639,162
Charges for services	4,444,105	4,444,105	3,832,728	(611,377)
Fines and forfeits	35,000	35,000	68,671	33,671
Gifts and contributions	-	-	26,385	26,385
Investment earnings	947,190	947,190	1,643,780	696,590
Miscellaneous	1,198,990	1,198,990	1,266,813	67,823
Total Revenues	\$ 29,157,138	\$ 29,157,138	\$ 29,364,341	\$ 207,203
EXPENDITURES				
Current				
General government				
Governance Services				
Commissioners	\$ 334,154	\$ 330,694	\$ 331,191	\$ (497)
Courts	287,510	287,510	305,112	(17,602)
Law library	70,000	70,000	75,380	(5,380)
Administrator	363,016	363,016	378,021	(15,005)
Attorney	2,440,455	2,443,645	2,431,155	12,490
Veterans service officer	283,143	283,143	279,327	3,816
Appropriations	242,769	242,769	257,258	(14,489)
Other general government	50,908	50,908	51,589	(681)
Administrative Services				
Finance	804,799	804,799	759,814	44,985
Elections	192,076	192,076	204,637	(12,561)
Human resources and risk management	578,777	578,777	588,821	(10,044)
Information technology	1,896,348	1,978,138	1,812,395	165,743
Facilities	2,534,847	2,610,366	2,457,403	152,963
Land Services				
Customer services	1,136,590	1,138,969	1,161,946	(22,977)
Recorder	97,500	97,500	104,809	(7,309)
Environmental services	1,322,763	1,311,071	1,296,916	14,155
Assessing services	1,654,615	1,677,315	1,639,119	38,196
Total general government	\$ 14,290,270	\$ 14,460,696	\$ 14,134,893	\$ 325,803

(Continued)

**CROW WING COUNTY
BRAINERD, MINNESOTA**

**BUDGETARY COMPARISON SCHEDULE
GENERAL FUND
FOR THE YEAR ENDED DECEMBER 31, 2019
(Continued)**

	Budgeted Amounts		Actual	Variance with
	Original	Final	Amounts	Final Budget
EXPENDITURES				
Current (Continued)				
Public safety				
Public Safety Services				
Patrol	\$ 4,884,899	\$ 4,886,794	\$ 4,496,366	\$ 390,428
Investigations	1,283,628	1,284,729	1,181,332	103,397
Operations	235,065	245,340	254,679	(9,339)
Support	1,823,398	1,825,801	2,301,451	(475,650)
Jail	6,819,781	6,819,781	6,728,306	91,475
Other public safety services	112,691	112,691	244,181	(131,490)
Total public safety	\$ 15,159,462	\$ 15,175,136	\$ 15,206,315	\$ (31,179)
Highways and streets				
Transportation Services				
Administration	\$ 2,400	\$ 2,400	\$ 2,400	\$ -
Culture and recreation				
Governance Services				
Kitchigami library	\$ 509,127	\$ 509,127	\$ 509,127	\$ -
Appropriations	39,000	39,000	39,000	-
Land Services				
Recreation	104,824	104,824	133,617	(28,793)
Total culture and recreation	\$ 652,951	\$ 652,951	\$ 681,744	\$ (28,793)
Conservation of natural resources				
Administrative Services				
County extension	\$ 119,398	\$ 119,398	\$ 119,478	\$ (80)
Capital outlay				
General government	\$ 160,000	\$ 168,563	\$ 362,650	\$ (194,087)
Public safety	178,961	180,281	222,708	(42,427)
Culture and recreation	50,000	50,000	66,905	(16,905)
Total capital outlay	\$ 388,961	\$ 398,844	\$ 652,263	\$ (253,419)
Total Expenditures	\$ 30,613,442	\$ 30,809,425	\$ 30,797,093	\$ 12,332
Excess of Revenues Over (Under)				
Expenditures	\$ (1,456,304)	\$ (1,652,287)	\$ (1,432,752)	\$ 219,535
OTHER FINANCING SOURCES (USES)				
Transfers in	\$ 1,045,213	\$ 1,045,213	\$ 1,045,213	\$ -
Insurance proceeds	-	-	33,305	33,305
Total Other Financing Sources (Uses)	\$ 1,045,213	\$ 1,045,213	\$ 1,078,518	\$ 33,305
Net Change in Fund Balance	\$ (411,091)	\$ (607,074)	\$ (354,234)	\$ 252,840
Fund Balance - January 1	12,724,405	12,724,405	12,724,405	-
Restatement (See Note V)	-	-	3,675	3,675
Fund Balance - January 1, as Restated	12,724,405	12,724,405	12,728,080	3,675
Fund Balance - December 31	\$ 12,313,314	\$ 12,117,331	\$ 12,373,846	\$ 256,515

The notes to the required supplementary information are an integral part of this schedule.

**CROW WING COUNTY
BRainerd, MINNESOTA**

**BUDGETARY COMPARISON SCHEDULE
HIGHWAY SPECIAL REVENUE FUND
FOR THE YEAR ENDED DECEMBER 31, 2019**

	Budgeted Amounts		Actual	Variance with
	Original	Final	Amounts	Final Budget
REVENUES				
Taxes	\$ 7,644,114	\$ 7,644,114	\$ 8,842,687	\$ 1,198,573
Intergovernmental	7,691,570	7,691,570	8,379,234	687,664
Charges for services	655,600	655,600	2,365,561	1,709,961
Miscellaneous	28,000	28,000	66,691	38,691
Total Revenues	\$ 16,019,284	\$ 16,019,284	\$ 19,654,173	\$ 3,634,889
EXPENDITURES				
Current				
Highways and streets				
Transportation Services				
Administration	\$ 582,177	\$ 582,197	\$ 567,206	\$ 14,991
Maintenance	2,229,126	2,229,126	2,483,992	(254,866)
Engineering/construction	1,445,070	1,445,070	1,441,854	3,216
Equipment maintenance and shop	1,305,221	1,305,221	1,333,865	(28,644)
Local option sales tax	2,016,371	2,016,371	1,200,543	815,828
Total highways and streets	\$ 7,577,965	\$ 7,577,985	\$ 7,027,460	\$ 550,525
Capital outlay				
Highways and streets	\$ 7,659,500	\$ 7,659,500	\$ 9,957,548	\$ (2,298,048)
Intergovernmental				
Highways and streets	\$ -	\$ -	\$ 420,909	\$ (420,909)
Debt service				
Principal	\$ 100,700	\$ 100,700	\$ 100,700	\$ -
Interest	12,430	12,430	10,416	2,014
Administrative charges	-	-	134	(134)
Total debt service	\$ 113,130	\$ 113,130	\$ 111,250	\$ 1,880
Total Expenditures	\$ 15,350,595	\$ 15,350,615	\$ 17,517,167	\$ (2,166,552)
Excess of Revenues Over (Under)				
Expenditures	\$ 668,689	\$ 668,669	\$ 2,137,006	\$ 1,468,337
OTHER FINANCING SOURCES (USES)				
Transfers out	(1,002,213)	(1,002,213)	(1,002,213)	-
Insurance proceeds	10,000	10,000	2,758	(7,242)
Total Other Financing Sources (Uses)	(992,213)	(992,213)	(999,455)	(7,242)
Net Change in Fund Balance	\$ (323,524)	\$ (323,544)	\$ 1,137,551	\$ 1,461,095
Fund Balance - January 1	14,958,242	14,958,242	14,958,242	-
Restatement (See Note VI)	-	-	515,000	515,000
Fund balance - January 1, as Restated	14,958,242	14,958,242	15,473,242	515,000
Increase (decrease) in inventories	-	-	102,072	102,072
Fund Balance - December 31	\$ 14,634,718	\$ 14,634,698	\$ 16,712,865	\$ 2,078,167

**CROW WING COUNTY
BRainerd, Minnesota**

**BUDGETARY COMPARISON SCHEDULE
COMMUNITY SERVICES SPECIAL REVENUE FUND
FOR THE YEAR ENDED DECEMBER 31, 2019**

	Budgeted Amounts		Actual	Variance with
	Original	Final	Amounts	Final Budget
REVENUES				
Taxes	\$ 10,991,621	\$ 10,991,621	\$ 10,658,796	\$ (332,825)
Intergovernmental	16,329,134	16,357,823	14,075,302	(2,282,521)
Charges for services	1,001,610	1,001,610	968,238	(33,372)
Gifts and contributions	10,000	10,000	10,600	600
Investment Earnings	-	-	-	-
Miscellaneous	652,700	652,700	444,051	(208,649)
Total Revenues	\$ 28,985,065	\$ 29,013,754	\$ 26,156,987	\$ (2,856,767)
EXPENDITURES				
Current				
Public safety				
Community Services				
Juvenile detention	\$ 1,333,858	\$ 1,333,858	\$ 948,485	\$ 385,373
Community corrections	1,906,501	1,943,003	1,935,727	7,276
Total public safety	\$ 3,240,359	\$ 3,276,861	\$ 2,884,212	\$ 392,649
Health and human services				
Community Services				
Income maintenance	\$ 6,756,061	\$ 6,793,479	\$ 7,187,138	\$ (393,659)
Social services	17,705,927	17,746,971	16,222,754	1,524,217
Health	1,413,718	1,413,718	1,378,627	35,091
Total health and human services	\$ 25,875,706	\$ 25,954,168	\$ 24,788,519	\$ 1,165,649
Total Expenditures	\$ 29,116,065	\$ 29,231,029	\$ 27,672,731	\$ 1,558,298
Excess of Revenues Over (Under) Expenditures	\$ (131,000)	\$ (217,275)	\$ (1,515,744)	\$ (1,298,469)
OTHER FINANCING SOURCES (USES)				
Insurance Proceeds	-	-	3,671	3,671
Net Change in Fund Balance	\$ (131,000)	\$ (217,275)	\$ (1,512,073)	\$ (1,294,798)
Fund Balance - January 1	2,248,608	2,248,608	2,248,608	-
Fund Balance - December 31	\$ 2,117,608	\$ 2,031,333	\$ 736,535	\$ (1,294,798)

The notes to the required supplementary information are an integral part of this schedule.

**CROW WING COUNTY
BRainerd, MINNESOTA**

**BUDGETARY COMPARISON SCHEDULE
PUBLIC LAND MANAGEMENT SPECIAL REVENUE FUND
FOR THE YEAR ENDED DECEMBER 31, 2019**

	Budgeted Amounts		Actual	Variance with
	Original	Final	Amounts	Final Budget
REVENUES				
Special assessments	\$ -	\$ -	\$ 1,718	\$ 1,718
Licenses and permits	652,000	652,000	887,823	235,823
Intergovernmental	142,376	142,376	99,809	(42,567)
Charges for services	-	-	70,650	70,650
Investment earnings	20,000	20,000	73,363	53,363
Sales	802,000	802,000	1,228,569	426,569
Miscellaneous	68,400	68,400	76,382	7,982
Total Revenues	\$ 1,684,776	\$ 1,684,776	\$ 2,438,314	\$ 753,538
EXPENDITURES				
Current				
Conservation of natural resources				
Land Services				
County land management	\$ 1,657,901	\$ 1,658,331	\$ 2,112,557	\$ (454,226)
Capital outlay				
Conservation of natural resources	\$ 361,429	\$ 361,429	\$ 307,005	\$ 54,424
Total Expenditures	\$ 2,019,330	\$ 2,019,760	\$ 2,419,562	\$ (399,802)
Excess of Revenues Over (Under)				
Expenditures	(334,554)	(334,984)	18,752	353,736
Net Change in Fund Balance	\$ (334,554)	\$ (334,984)	\$ 18,752	\$ 353,736
Fund Balance - January 1	551,415	551,415	551,415	-
Fund Balance - December 31	\$ 216,861	\$ 216,431	\$ 570,167	\$ 353,736

**CROW WING COUNTY
BRAINERD, MINNESOTA**

**SCHEDULE OF CHANGES IN THE TOTAL OPEB LIABILITY, RELATED
RATIOS, AND NOTES
LAST 10 FISCAL YEARS**

	Measurement Date January 1, 2018	Measurement Date January 1, 2019
Total OPEB Liability		
Service Cost	\$ 584,968	\$ 428,012
Interest	1,334,431	1,326,826
Changes of Assumptions	-	(4,519,233)
Differences between expected and actual experience		4,143,221
Benefit Payments	(1,743,435)	(2,062,513)
Net Change in Total OPEB Liability	175,964	(683,687)
Total OPEB Liability - Beginning	\$ 40,625,773	\$ 40,801,737
Total OPEB Liability - Ending	<u>\$ 40,801,737</u>	<u>\$ 40,118,050</u>
 Covered-Employee Payroll	 \$ 25,450,999	 \$ 26,160,825
 County's OPEB Liability as a Percentage of Covered Employee Payroll	 160.3%	 153.4%

Note 1: The County implemented GASB Statement No. 75 in 2018, the above table will be expanded to ten years of information as the information becomes available.

Note 2: No assets are accumulated in a trust

The notes to the required supplementary information are an integral part of this schedule.

**CROW WING COUNTY
BRAINERD, MINNESOTA**

**SCHEDULE OF PROPORTIONATE SHARE OF NET PENSION LIABILITY
PERA GENERAL EMPLOYEES RETIREMENT PLAN
DECEMBER 31, 2019**

Measurement Date	Employer's Proportion of the Net Pension Liability (Asset)	Employer's Proportionate Share of the Net Pension Liability (Asset) (a)	State's Proportionate Share of the Net Pension Liability Associated with Crow Wing County (b)	Employer's Proportionate Share of the Net Pension Liability and the State's Related Share of the Net Pension Liability (Asset) (a + b)	Covered Payroll (c)	Employer's Proportionate Share of the Net Pension Liability (Asset) as a Percentage of Covered Payroll (a/c)	Plan Fiduciary Net Position as a Percentage of the Total Pension Liability
2019	0.280%	\$ 15,502,212	\$ 482,646	\$ 15,984,858	\$ 19,807,600	78.26%	80.23%
2018	0.281	15,588,757	511,308	16,100,065	18,883,808	82.55	79.50
2017	0.286	18,250,721	229,464	18,480,185	18,314,733	99.65	75.90
2016	0.277	22,495,756	293,868	22,789,624	17,127,800	131.34	68.91
2015	0.298	15,428,399	N/A	15,428,399	17,553,437	87.89	78.19

This schedule is intended to show information for ten years. Additional years will be displayed as they become available.

The measurement date for each year is June 30.

N/A - Not Applicable

**CROW WING COUNTY
BRAINERD, MINNESOTA**

**SCHEDULE OF CONTRIBUTIONS
PERA GENERAL EMPLOYEES RETIREMENT PLAN
DECEMBER 31, 2019**

Year Ending	Statutorily Required Contributions (a)	Actual Contributions in Relation to Statutorily Required Contributions (b)	Contribution (Deficiency) Excess (b-a)	Covered Payroll (c)	Actual Contributions as a Percentage of Covered Payroll (b/c)
2019	\$ 1,511,484	\$ 1,511,484	\$ -	\$ 20,085,893	7.50%
2018	1,454,741	1,454,741	-	19,396,544	7.50
2017	1,385,906	1,385,906	-	18,478,747	7.50
2016	1,331,356	1,331,356	-	17,751,413	7.50
2015	1,286,105	1,286,105	-	17,148,067	7.50

This schedule is intended to show information for ten years. Additional years will be displayed as they become available.
The County's year-end is December 31.

**CROW WING COUNTY
BRainerd, MINNESOTA**

**SCHEDULE OF PROPORTIONATE SHARE OF NET PENSION LIABILITY
PERA PUBLIC EMPLOYEES POLICE AND FIRE PLAN
DECEMBER 31, 2019**

Measurement Date	Employer's Proportion of the Net Pension Liability (Asset)	Employer's Proportionate Share of the Net Pension Liability (Asset) (a)	Covered Payroll (b)	Employer's Proportionate Share of the Net Pension Liability (Asset) as a Percentage of Covered Payroll (a/b)	Plan Fiduciary Net Position as a Percentage of the Total Pension Liability
2019	0.315%	\$ 3,352,429	\$ 3,399,080	98.63%	89.26%
2018	0.302	3,219,009	3,182,924	101.13	88.80
2017	0.286	3,861,340	2,933,235	131.64	85.43
2016	0.292	11,718,468	2,815,068	416.28	63.88
2015	0.298	3,385,977	2,727,702	124.13	86.61

This schedule is intended to show information for ten years. Additional years will be displayed as they become available.
The measurement date for each year is June 30.

**CROW WING COUNTY
BRainerd, MINNESOTA**

**SCHEDULE OF CONTRIBUTIONS
PERA PUBLIC EMPLOYEES POLICE AND FIRE PLAN
DECEMBER 31, 2019**

Year Ending	Statutorily Required Contributions (a)	Actual Contributions in Relation to Statutorily Required Contributions (b)	Contribution (Deficiency) Excess (b-a)	Covered Payroll (c)	Actual Contributions as a Percentage of Covered Payroll (b/c)
2019	\$ 560,378	\$ 560,378	\$ -	\$ 3,306,065	16.95%
2018	542,196	542,196	-	3,346,890	16.20
2017	486,552	486,552	-	3,003,407	16.20
2016	463,631	463,631	-	2,861,920	16.20
2015	455,731	455,731	-	2,813,154	16.20

This schedule is intended to show information for ten years. Additional years will be displayed as they become available.
The County's year-end is December 31.

**CROW WING COUNTY
BRAINERD, MINNESOTA**

**SCHEDULE OF PROPORTIONATE SHARE OF NET PENSION LIABILITY
PERA PUBLIC EMPLOYEES CORRECTIONAL PLAN
DECEMBER 31, 2019**

Measurement Date	Employer's Proportion of the Net Pension Liability (Asset)	Employer's Proportionate Share of the Net Pension Liability (Asset) (a)	Covered Payroll (b)	Employer's Proportionate Share of the Net Pension Liability (Asset) as a Percentage of Covered Payroll (a/b)	Plan Fiduciary Net Position as a Percentage of the Total Pension Liability
2019	1.599%	\$ 221,354	\$ 3,410,309	6.49%	98.17%
2018	1.613	265,208	3,293,380	8.05	97.60
2017	1.620	4,617,016	3,234,149	142.76	67.89
2016	1.580	5,771,961	2,979,177	193.74	58.16
2015	1.600	247,360	2,871,120	8.62	96.95

This schedule is intended to show information for ten years. Additional years will be displayed as they become available.
The measurement date for each year is June 30.

**CROW WING COUNTY
BRAINERD, MINNESOTA**

**SCHEDULE OF CONTRIBUTIONS
PERA PUBLIC EMPLOYEES CORRECTIONAL PLAN
DECEMBER 31, 2019**

Year Ending	Statutorily Required Contributions (a)	Actual Contributions in Relation to Statutorily Required Contributions (b)	Contribution (Deficiency) Excess (b-a)	Covered Payroll (c)	Actual Contributions as a Percentage of Covered Payroll (b/c)
2019	\$ 303,437	\$ 303,437	\$ -	\$ 3,467,851	8.75%
2018	293,425	293,425	-	3,353,426	8.75
2017	286,591	286,591	-	3,275,326	8.75
2016	274,356	274,356	-	3,135,497	8.75
2015	251,713	251,713	-	2,876,720	8.75

This schedule is intended to show information for ten years. Additional years will be displayed as they become available.
The County's year-end is December 31.

The notes to the required supplementary information are an integral part of this schedule.

**CROW WING COUNTY
BRainerd, MINNESOTA**

**NOTES TO THE REQUIRED SUPPLEMENTARY INFORMATION
FOR THE YEAR ENDED DECEMBER 31, 2019**

1. Budgetary Information

Annual budgets are adopted on a basis consistent with generally accepted accounting principles for all governmental funds and are presented in the Comprehensive Annual Financial Report.

On or before mid-August of each year, all departments and agencies submit requests for appropriations to the County Administrator so that a budget can be prepared. On or before September 30, the proposed budget is presented to the County Board for review. The Board holds public hearings, and a final budget must be prepared and adopted no later than December 27.

The appropriated budget is prepared by fund, function, and department. Revisions that alter the budgeted revenues or expenditures of any fund must be approved by the County Board of Commissioners. The legal level of budgetary control (the level at which expenditures may not legally exceed appropriations) is the agency level. During the year, supplemental budgetary appropriations in the Capital Projects Fund totaling \$553,200 is considered significant. The amendment for the Capital Projects Fund was due to County Board authorization to reallocate projects to the current year.

2. Excess of Expenditures Over Appropriations at the Fund Level

The County Board holds department heads responsible for their budget at the agency level; that is, the sum total of all areas of responsibility for each department head, which in some instances consists of departments and divisions across multiple funds. For financial statement reporting, the County reports budgetary comparison schedules at the fund level. For the year ended December 31, 2019, expenditures exceeded appropriations in the following funds: Highway and Public Land Management.

Expenditures exceeded appropriations in the Highway Fund by \$2,166,552 largely due to an increase in capital outlay of \$2,299,048. This was offset with excess appropriations over expenditures for local option sales tax of \$7,003,669. Expenditures exceeded appropriations in the Public Land Management Fund by \$399,802 largely due to salary and benefit increases.

3. Other Post Employment Benefits

As disclosed on the Schedule of Funding Progress, no assets have been irrevocably deposited in a trust to advance fund the employer's obligation. Therefore, the actuarial value of assets is zero.

Since the most recent valuation, the follow assumption change has been made:

2019

- The health care trend rates were changed to better anticipate short term and long term medical increases.
- The mortality tables were updated from the RP-2014 Mortality Tables (Blue Collar for Public Safety, White Collar for Others) with MP-2016 Generational Improvement Scale to the Pub- 2010 Public Retirement Plans Headcount-Weighted Mortality Tables (General, Safety) with MP-2018 Generational Improvement Scale.
- The retirement and withdrawal tables for public safety employees were updated.
- The salary increase rates were changed from a flat 3.00% per year for all employees to rates which vary by service and contract group.

**CROW WING COUNTY
BRAINERD, MINNESOTA**

**NOTES TO THE REQUIRED SUPPLEMENTARY INFORMATION
FOR THE YEAR ENDED DECEMBER 31, 2019**

- The discount rate was changed from 3.30% to 3.80%.
- These changes decreased the liability \$4,519,233.

2018

- The discount rate was changed from 3.50% to 3.30%

4. Changes in Significant Plan Provisions, Actuarial Methods, and Assumptions - Pension

The following changes were reflected in the valuation performed on behalf of the Public Employees Retirement Association for the year ended June 30:

A. General Employees Fund

2019

Changes in Actuarial Assumptions:

- The mortality projection scale was changed from MP-2017 to MP-2018.

Changes in Plan Provisions:

- The employer supplemental contribution was changed prospectively, decreasing from \$31.0 million to \$21.0 million per year. The State's special funding contribution was changed prospectively, requiring \$16.0 million due per year through 2031.

2018

- The mortality projection scale was changed from MP-2015 to MP-2017.
- The assumed post-retirement benefit increase was changed from 1.0% per year through 2044 and 2.50% per year thereafter to 1.25% per year.

2017

- The Combined Service Annuity (CSA) loads were changed from 0.8% for active members and 60% for vested and non-vested deferred members. The revised CSA loads are now 0.0% for active member liability, 15.0% for vested deferred member liability and 3.0% for non-vested deferred member liability.
- The assumed post-retirement benefit increase rate was changed from 1.0% per year for all years to 1.0% per year through 2044 and 2.5 % per year thereafter.

2016

- The assumed post-retirement benefit increase rate was changed from 1.0% per year through 2035 and 2.5% per year thereafter to 1.0% per year for all future years.

**CROW WING COUNTY
BRainerd, MINNESOTA**

**NOTES TO THE REQUIRED SUPPLEMENTARY INFORMATION
FOR THE YEAR ENDED DECEMBER 31, 2019**

- The assumed investment return was changed from 7.9% to 7.5%. The single discount rate was changed from 7.9% to 7.5%.
- Other assumptions were changed pursuant to the experience study dated June 30, 2015. The assumed future salary increases, payroll growth, and inflation were decreased by 0.25% to 3.25% for payroll growth and 2.50% for inflation.

B. Police and Fire Fund

2019

Changes in Actuarial Assumptions:

- The mortality projection scale was changed from MP-2017 to MP-2018.

Changes in Plan Provisions:

- There have been no changes since the prior valuation.

2018

- The mortality projection scale was changed from MP-2016 to MP-2017.
- As set by statute, the assumed post-retirement benefit increase was changed from 1.0% per year through 2064 and 2.5% per year, thereafter, to 1.0% for all years, with no trigger.
- An end date of July 1, 2048, was added to the existing \$9.0 million state contribution. Additionally, annual state aid will equal \$4.5 million in fiscal years 2019 and 2020, and \$9.0 million thereafter, until the plan reaches 100 percent funding, or July 1, 2048 if earlier.
- Member contributions were changed effective January 1, 2019, and January 1, 2020, from 10.80 percent to 11.30 and 11.80 percent of pay, respectively.
- Employer contributions were changed effective January 1, 2019, and January 1, 2020, from 16.20 percent to 16.95 and 17.70 percent of pay, respectively. Interest credited on member contributions decreased from 4.00 percent to 3.00 percent, beginning July 1, 2018.
- Deferred augmentation was changed to 0.00 percent, effective January 1, 2019. Augmentation that has already accrued for deferred members will still apply.
- Actuarial equivalent factors were updated to reflect revised mortality and interest assumptions.

2017

- Assumed salary increases were changed as recommended in the June 30, 2016 experience study. The net effect is proposed rates that average 0.34% lower than the previous rates.
- Assumed rates of retirement were changed, resulting in fewer retirements.
- The Combined Service Annuity (CSA) load was 30% for vested and non-vested deferred members. The CSA has been changed to 33% for vested members and 2% for non-vested members.
- The base mortality table for healthy annuitants was changed from the RP-2000 fully generational table to the RP-2014 fully generational table (with a base year of 2006), with male rates adjusted by a factor of 0.96. The mortality improvement scale was changed from Scale AA to Scale MP-2016. The base

**CROW WING COUNTY
BRainerd, MINNESOTA**

**NOTES TO THE REQUIRED SUPPLEMENTARY INFORMATION
FOR THE YEAR ENDED DECEMBER 31, 2019**

mortality table for disabled annuitants was changed from the RP-2000 disabled mortality table to the mortality tables assumed for healthy retirees.

- Assumed termination rates were decreased to 3.0% for the first three years of service. Rates beyond the select period of three years were adjusted, resulting in more expected terminations overall.
- Assumed percentage of married female members was decreased from 65% to 60%.
- Assumed age difference was changed from separate assumptions for male members (wives assumed to be three years younger) and female members (husbands assumed to be four years older) to the assumption that males are two years older than females.
- The assumed percentage of female members electing Joint and Survivor annuities was increased.
- The assumed post-retirement benefit increase rate was changed from 1.00% for all years to 1.00% per year through 2064 and 2.50% thereafter.
- The single discount rate was changed from 5.6% per annum to 7.5% percent per annum.

2016

- The assumed post-retirement benefit increase rate was changed from 1.0% per year through 2037 and 2.5% thereafter to 1.0% per year for all future years.
- The assumed investment return was changed from 7.9% to 7.5%. The single discount rate changed from 7.9% to 5.6%.
- The assumed future salary increases, payroll growth, and inflation were decreased by 0.25% to 3.25% for payroll growth and 2.50% for inflation.

C. Correctional Fund

2019

Changes in Actuarial Assumptions:

- The mortality projection scale was changed from MP-2017 to MP-2018.

Changes in Plan Provisions:

- There have been no changes since the prior valuation.

2018

- The Single Discount Rate was changed from 5.96% per annum to 7.50% per annum.
- The mortality projection scale was changed from MP-2016 to MP-2017.
- The assumed post-retirement benefit increase was changed from 2.50% per year to 2.00% per year.

2017

- The base mortality table for healthy annuitants was changed from the RP-2000 fully generational table to the RP-2014 fully generational table (with a base year of 2006), with male rates adjusted by a factor of 0.96. The mortality improvement scale was changed from Scale AA to Scale MP-2016 and is applied to healthy and disabled members. The base mortality table for disabled annuitants was changed

**CROW WING COUNTY
BRAINERD, MINNESOTA**

**NOTES TO THE REQUIRED SUPPLEMENTARY INFORMATION
FOR THE YEAR ENDED DECEMBER 31, 2019**

from the RP-2000 disabled mortality table to the RP-2014 disabled annuitant mortality table (with future mortality improvement according to MP-2016).

- The Combined Service Annuity (CSA) load was 30% for vested and non-vested, deferred members. The CSA has been changed to 35% for vested members and 1% for non-vested members.
- The Single Discount Rate was changed from 5.31% per annum to 5.96% per annum.

2016

- The assumed investment return was changed from 7.9% to 7.5%. The single discount rate changed from 7.9% to 5.31%.
- The assumed future salary increases, payroll growth, and inflation were decreased by 0.25% to 3.25% for payroll growth and 2.50% for inflation.

**CROW WING COUNTY
BRainerd, MINNESOTA**

**BUDGETARY COMPARISON SCHEDULE
DEBT SERVICE FUND
FOR THE YEAR ENDED DECEMBER 31, 2019**

	Budgeted Amounts		Actual Amounts	Variance with Final Budget
	Original	Final		
REVENUES				
Taxes	\$ 5,130,749	\$ 5,130,749	\$ 4,971,718	\$ (159,031)
Intergovernmental	2,090	2,090	90,169	88,079
Miscellaneous	-	-	4	4
Total Revenues	\$ 5,132,839	\$ 5,132,839	\$ 5,061,891	\$ (70,948)
EXPENDITURES				
Debt service				
Principal	\$ 4,582,500	\$ 4,582,500	\$ 4,577,500	\$ 5,000
Interest	356,434	356,434	357,590	(1,156)
Administrative charges	2,475	2,475	1,500	975
Total Expenditures	\$ 4,941,409	\$ 4,941,409	\$ 4,936,590	\$ 4,819
Excess of Revenues Over (Under) Expenditures	191,430	191,430	125,301	(66,129)
Net Change in Fund Balance	\$ 191,430	\$ 191,430	\$ 125,301	\$ (66,129)
Fund Balance - January 1	4,925,670	4,925,670	4,925,670	-
Fund Balance - December 31	\$ 5,117,100	\$ 5,117,100	\$ 5,050,971	\$ (66,129)

**CROW WING COUNTY
BRainerd, MINNESOTA**

**BUDGETARY COMPARISON SCHEDULE
CAPITAL PROJECTS FUND
FOR THE YEAR ENDED DECEMBER 31, 2019**

	Budgeted Amounts		Actual	Variance with
	Original	Final	Amounts	Final Budget
REVENUES				
Taxes	\$ 250,000	\$ 250,000	\$ 421,438	\$ 171,438
Intergovernmental	2,209,661	2,209,661	2,277,028	67,367
Miscellaneous	80,488	80,488	87,946	7,458
Total Revenues	\$ 2,540,149	\$ 2,540,149	\$ 2,786,412	\$ 246,263
EXPENDITURES				
Current				
General government				
Administrative Services				
Information technology	211,660	264,415	143,785	120,630
Facilities	560,000	881,227	427,999	453,228
Total general government	\$ 771,660	\$ 1,145,642	\$ 571,784	\$ 573,858
Public safety				
Public Safety Services				
Sheriff	\$ 296,050	\$ 308,919	\$ 263,913	\$ 45,006
Health and human services				
Community Services				
Human services	\$ 106,000	\$ 98,612	\$ 79,243	\$ 19,369
Capital outlay				
General government	\$ 97,500	\$ 182,706	\$ 897,880	\$ (715,174)
Public safety	2,092,575	2,076,057	3,034,398	(958,341)
Highways and streets	494,000	599,049	607,547	(8,498)
Health and human services	69,500	69,500	42,887	26,613
Total capital outlay	\$ 2,753,575	\$ 2,927,312	\$ 4,582,712	\$ (1,655,400)
Total Expenditures	\$ 3,927,285	\$ 4,480,485	\$ 5,497,652	\$ (1,017,167)
Excess of Revenues Over (Under)				
Expenditures	\$ (1,387,136)	\$ (1,940,336)	\$ (2,711,240)	\$ (770,904)
OTHER FINANCING SOURCES (USES)				
Proceeds from sale of capital assets	\$ 50,000	\$ 50,000	\$ 61,663	\$ 11,663
Net Change in Fund Balance	\$ (1,337,136)	\$ (1,890,336)	\$ (2,649,577)	\$ (759,241)
Fund Balance - January 1	3,246,460	3,246,460	3,246,460	-
Fund Balance - December 31	\$ 1,909,324	\$ 1,356,124	\$ 596,883	\$ (759,241)

This page was left blank intentionally

Nonmajor Governmental Funds

Special Revenue Funds

Solid Waste (Non-Landfill) – The Solid Waste (Non-Landfill) fund is used to account for the County's recycling program.

Small Cities Development Program – This fund is used to account for the activity of an economic development grant.

Unorganized Townships – This fund is used to account for the activity of the First Assessment District and the Second Assessment District. Since they are unorganized townships, the County Board is responsible for oversight.

Ditch – This fund is used to account for special assessments and expenditures for ditch improvements.

Permanent Fund

Environmental Trust – This fund is used to report resources legally restricted to the extent that only earnings, and not principal, may be used for environmental purposes in accordance with Minn. Stat. § 373.475.

**COMBINING BALANCE SHEET
NONMAJOR GOVERNMENTAL FUNDS**

**COMBINING BALANCE SHEET
NONMAJOR GOVERNMENTAL FUNDS
DECEMBER 31, 2019**

	Special Revenue Funds			
	Solid Waste (Non-Landfill)	Small Cities Development Program	Unorganized Townships	Ditch
ASSETS				
Cash and investments	\$ 3,006,618	\$ 4,049	\$ 808,151	\$ -
Taxes receivable - delinquent	-	-	28,156	-
Accounts receivable	24,616	-	-	-
Accrued interest receivable	-	105	-	-
Due from other governments	-	-	55,823	-
Loans receivable	-	156,387	-	-
Prepaid items	626	-	-	-
Total Assets	\$ 3,031,860	\$ 160,541	\$ 892,130	\$ -
LIABILITIES				
Accounts payable	\$ 10,300	\$ -	\$ 684	\$ -
Salaries payable	11,455	-	-	-
Accrued payroll taxes payable	1,598	-	-	-
Due to other funds	-	-	109,141	1,902
Total Liabilities	\$ 23,353	\$ -	\$ 109,825	\$ 1,902
DEFERRED INFLOWS OF RESOURCES				
Unavailable revenue (Note III.D.)	\$ -	\$ 156,387	\$ 28,156	\$ -
FUND BALANCES				
Nonspendable:				
Prepays	\$ 626	\$ -	\$ -	\$ -
Environmental trust corpus	-	-	-	-
Restricted for:				
Solid waste (non-landfill)	2,147,617	-	-	-
Greater Minnesota Landfill Cleanup Fee	568,451	-	-	-
Economic development revolving loans	-	4,154	-	-
Environmental uses	-	-	-	-
Unorganized townships	-	-	754,149	-
Assigned for:				
Solid waste (non-landfill)	291,813	-	-	-
Unassigned	-	-	-	(1,902)
Total Fund Balances	\$ 3,008,507	\$ 4,154	\$ 754,149	\$ (1,902)
Total Liabilities, Deferred Inflows of Resources, and Fund Balances	\$ 3,031,860	\$ 160,541	\$ 892,130	\$ -

<u>Permanent Fund</u>		
<u>Total Special Revenue Funds</u>	<u>Environmental Trust</u>	<u>Total</u>
\$ 3,818,818	\$ 1,960,045	\$ 5,778,863
28,156	-	28,156
24,616	-	24,616
105	2,974	3,079
55,823	-	55,823
156,387	-	156,387
626	-	626
<u>\$ 4,084,531</u>	<u>\$ 1,963,019</u>	<u>\$ 6,047,550</u>
\$ 10,984	\$ -	\$ 10,984
11,455	-	11,455
1,598	-	1,598
111,043	-	111,043
<u>\$ 135,080</u>	<u>\$ -</u>	<u>\$ 135,080</u>
<u>\$ 184,543</u>	<u>\$ -</u>	<u>\$ 184,543</u>
\$ 626	\$ -	\$ 626
-	1,846,499	1,846,499
2,147,617	-	2,147,617
568,451	-	568,451
4,154	-	4,154
-	116,520	116,520
754,149	-	754,149
291,813	-	291,813
(1,902)	-	(1,902)
<u>\$ 3,764,908</u>	<u>\$ 1,963,019</u>	<u>\$ 5,727,927</u>
<u>\$ 4,084,531</u>	<u>\$ 1,963,019</u>	<u>\$ 6,047,550</u>

**CROW WING COUNTY
BRainerd, MINNESOTA**

**COMBINING STATEMENT OF REVENUES, EXPENDITURES, AND CHANGES IN FUND BALANCES
NONMAJOR GOVERNMENTAL FUNDS
FOR THE YEAR ENDED DECEMBER 31, 2019**

	Special Revenue Funds			
	Solid Waste (Non-Landfill)	Small Cities Development Program	Unorganized Townships	Ditch
REVENUES				
Taxes	\$ -	\$ -	\$ 949,736	\$ -
Special assessments	590,037	-	16,536	14,015
Licenses and permits	-	-	138	-
Intergovernmental	259,022	-	66,361	-
Charges for services	353,573	-	-	-
Investment earnings	-	2,973	-	-
Miscellaneous	76,469	44,411	12	-
Total Revenues	\$ 1,279,101	\$ 47,384	\$ 1,032,783	\$ 14,015
EXPENDITURES				
Current				
General government	\$ -	\$ -	\$ 102,831	\$ -
Public safety	-	-	172,086	-
Highways and streets	-	-	1,281,131	-
Conservation of natural resources	1,150,757	-	-	23,178
Economic development	-	47,688	-	-
Capital outlay				
Conservation of natural resources	524,837	-	-	-
Total Expenditures	\$ 1,675,594	\$ 47,688	\$ 1,556,048	\$ 23,178
Excess of Revenues Over (Under) Expenditures	\$ (396,493)	\$ (304)	\$ (523,265)	\$ (9,163)
OTHER FINANCING SOURCES (USES)				
Transfers in	\$ 157,874	\$ -	\$ -	\$ -
Transfers out	(157,874)	-	-	-
Total Other Financing Sources (Uses)	\$ -	\$ -	\$ -	\$ -
Net Change in Fund Balances	\$ (396,493)	\$ (304)	\$ (523,265)	\$ (9,163)
Fund Balance - January 1	3,405,000	4,458	1,277,414	7,261
Fund Balance - December 31	\$ 3,008,507	\$ 4,154	\$ 754,149	\$ (1,902)

	<u>Permanent Fund</u>	
<u>Total Special Revenue Funds</u>	<u>Environmental Trust</u>	<u>Total</u>
\$ 949,736	\$ -	\$ 949,736
620,588	-	620,588
138	-	138
325,383	-	325,383
353,573	-	353,573
2,973	144,158	147,131
120,892	-	120,892
<u>\$ 2,373,283</u>	<u>\$ 144,158</u>	<u>\$ 2,517,441</u>
\$ 102,831	\$ -	\$ 102,831
172,086	-	172,086
1,281,131	-	1,281,131
1,173,935	3,615	1,177,550
47,688	-	47,688
524,837	-	524,837
<u>\$ 3,302,508</u>	<u>\$ 3,615</u>	<u>\$ 3,306,123</u>
<u>\$ (929,225)</u>	<u>\$ 140,543</u>	<u>\$ (788,682)</u>
\$ 157,874	\$ -	\$ 157,874
(157,874)	(43,000)	(200,874)
<u>\$ -</u>	<u>\$ (43,000)</u>	<u>\$ (43,000)</u>
<u>\$ (929,225)</u>	<u>\$ 97,543</u>	<u>\$ (831,682)</u>
<u>4,694,133</u>	<u>1,865,476</u>	<u>6,559,609</u>
<u><u>\$ 3,764,908</u></u>	<u><u>\$ 1,963,019</u></u>	<u><u>\$ 5,727,927</u></u>

**CROW WING COUNTY
BRainerd, MINNESOTA**

**BUDGETARY COMPARISON SCHEDULE
SOLID WASTE (NON-LANDFILL) SPECIAL REVENUE FUND
FOR THE YEAR ENDED DECEMBER 31, 2019**

	Budgeted Amounts		Actual	Variance with
	Original	Final	Amounts	Final Budget
REVENUES				
Special assessments	\$ 597,000	\$ 597,000	\$ 590,037	\$ (6,963)
Intergovernmental	211,000	211,000	259,022	48,022
Charges for services	347,000	347,000	353,573	6,573
Miscellaneous	70,725	70,725	76,469	5,744
Total Revenues	\$ 1,225,725	\$ 1,225,725	\$ 1,279,101	\$ 53,376
EXPENDITURES				
Current				
Conservation of natural resources				
Solid waste (non-landfill)	\$ 1,339,244	\$ 1,339,826	\$ 1,150,757	\$ 189,069
Capital outlay				
Conservation of natural resources	\$ 700,000	\$ 700,000	\$ 524,837	\$ 175,163
Total Expenditures	\$ 2,039,244	\$ 2,039,826	\$ 1,675,594	\$ 364,232
Excess of Revenues Over (Under) Expenditures	\$ (813,519)	\$ (814,101)	\$ (396,493)	\$ 417,608
OTHER FINANCING SOURCES (USES)				
Transfers in	\$ 122,000	\$ 122,000	\$ 157,874	\$ 35,874
Transfers out	(122,000)	(122,000)	(157,874)	(35,874)
Total Other Financing Sources (Uses)	\$ -	\$ -	\$ -	\$ -
Net Change in Fund Balance	\$ (813,519)	\$ (814,101)	\$ (396,493)	\$ 417,608
Fund Balance - January 1	3,405,000	3,405,000	3,405,000	-
Fund Balance - December 31	\$ 2,591,481	\$ 2,590,899	\$ 3,008,507	\$ 417,608

**CROW WING COUNTY
BRainerd, MINNESOTA**

**BUDGETARY COMPARISON SCHEDULE
SMALL CITIES DEVELOPMENT PROGRAM SPECIAL REVENUE FUND
FOR THE YEAR ENDED DECEMBER 31, 2019**

	Budgeted Amounts		Actual	Variance with
	Original	Final	Amounts	Final Budget
REVENUES				
Investment earnings	\$ 3,113	\$ 3,113	\$ 2,973	\$ (140)
Miscellaneous	14,267	14,267	44,411	30,144
Total Revenues	\$ 17,380	\$ 17,380	\$ 47,384	\$ 30,004
EXPENDITURES				
Current				
Economic development				
Redevelopment	17,380	17,380	47,688	(30,308)
Net Change in Fund Balance	\$ -	\$ -	\$ (304)	\$ (304)
Fund Balance - January 1	4,458	4,458	4,458	-
Fund Balance - December 31	\$ 4,458	\$ 4,458	\$ 4,154	\$ (304)

**CROW WING COUNTY
BRainerd, MINNESOTA**

**BUDGETARY COMPARISON SCHEDULE
UNORGANIZED TOWNSHIPS SPECIAL REVENUE FUND
FOR THE YEAR ENDED DECEMBER 31, 2019**

	Budgeted Amounts		Actual	Variance with
	Original	Final	Amounts	Final Budget
REVENUES				
Taxes	\$ 959,780	\$ 959,780	\$ 949,736	\$ (10,044)
Special assessments	-	-	16,536	16,536
Licenses and permits	-	-	138	138
Intergovernmental	47,000	47,000	66,361	19,361
Miscellaneous	-	-	12	12
Total Revenues	\$ 1,006,780	\$ 1,006,780	\$ 1,032,783	\$ 26,003
EXPENDITURES				
Current				
General government				
Unorganized township general revenue	\$ 104,400	\$ 104,400	\$ 102,831	\$ 1,569
Public safety				
Unorganized township fire	171,976	171,976	172,086	(110)
Highways and streets				
Unorganized township roads	1,128,215	1,128,215	1,281,131	(152,916)
Total Expenditures	\$ 1,404,591	\$ 1,404,591	\$ 1,556,048	\$ (151,457)
Net Change in Fund Balance	\$ (397,811)	\$ (397,811)	\$ (523,265)	\$ (125,454)
Fund Balance - January 1	1,277,414	1,277,414	1,277,414	-
Fund Balance - December 31	\$ 879,603	\$ 879,603	\$ 754,149	\$ (125,454)

**CROW WING COUNTY
BRainerd, MINNESOTA**

**BUDGETARY COMPARISON SCHEDULE
DITCH SPECIAL REVENUE FUND
FOR THE YEAR ENDED DECEMBER 31, 2019**

	<u>Budgeted Amounts</u>		<u>Actual</u>	<u>Variance with</u>
	<u>Original</u>	<u>Final</u>	<u>Amounts</u>	<u>Final Budget</u>
REVENUES				
Special assessments	\$ 14,201	\$ 14,201	\$ 14,015	\$ (186)
EXPENDITURES				
Current				
Conservation of natural resources				
Ditch	14,201	14,201	23,178	(8,977)
Net Change in Fund Balance	\$ -	\$ -	\$ (9,163)	\$ (9,163)
Fund Balance - January 1	7,261	7,261	7,261	-
Fund Balance - December 31	\$ 7,261	\$ 7,261	\$ (1,902)	\$ (9,163)

**CROW WING COUNTY
BRainerd, MINNESOTA**

**BUDGETARY COMPARISON SCHEDULE
ENVIRONMENTAL TRUST PERMANENT FUND
FOR THE YEAR ENDED DECEMBER 31, 2019**

	Budgeted Amounts		Actual	Variance with
	Original	Final	Amounts	Final Budget
REVENUES				
Investment earnings	\$ 43,000	\$ 43,000	\$ 144,158	\$ 101,158
EXPENDITURES				
Current				
Conservation of natural resources				
Environmental services	43,000	43,000	3,615	39,385
Excess of Revenues Over (Under)				
Expenditures	\$ -	\$ -	\$ 140,543	\$ 140,543
OTHER FINANCING SOURCES (USES)				
Transfer out	-	-	(43,000)	(43,000)
Net Change in Fund Balance	\$ -	\$ -	\$ 97,543	\$ 97,543
Fund Balance - January 1	1,865,476	1,865,476	1,865,476	-
Fund Balance - December 31	\$ 1,865,476	\$ 1,865,476	\$ 1,963,019	\$ 97,543

Fiduciary Funds

Custodial Funds

Collaborative – This fund is used to account for the activities of the family services collaborative. The collaborative sets goals to address the health, development, educational, and family-related needs of children and youth and uses outcome-based indicators to measure progress toward achieving those goals.

Child Protection Team – The Crow Wing County Child Protection Team fund was created to account for funds raised from the Annual Regional Radiothon to End Child Abuse. The Crow Wing County Child Protection Team consists of various agencies within Crow Wing County that are responsible for deciding how these funds should be used to help prevent child abuse. Currently there are 19 agencies that are members of the CWC Child Protection Team.

Taxes and Penalties – This fund is used to account for the inflows of tax collections and the disbursement of taxes during the settlement process.

MN Estate Recoveries – This fund is used to hold the estates of deceased parties within the County until such a time they can be analyzed and disbursed appropriately.

Snowmobile, ATV, Ski Trails – This fund is used to account for grants received for trail maintenance and trail equipment.

Mississippi Headwaters Board – This fund is used to account for the grants or appropriations received by the Board, and the disbursements made in the effort to increase water quality awareness around the Mississippi River.

Lake Improvement Districts – This fund is used to account for the activity of eleven lake improvement districts within the County.

Canteen – This fund is used to account for deposits and withdrawals made by inmates of the Crow Wing County Jail.

Region V+ Adult Mental Health Initiative – This fund is used to account for activity related to enhanced services to vulnerable populations and improve the mental health delivery system for adults with serious and persistence mental illnesses.

State Revenue – This fund is used for the collection of fees on behalf of the State.

Private-Purpose Trust Funds

North Long Lake Sanitary Sewer District (NLLSSD) Trust – This fund is used as a long-term replacement fund for the sewer system of the District.

Social Welfare – This fund is used to account for the activity related to income received and payments made on behalf of individuals for whom the County is responsible to assist in accordance with Minn. Stat. § 256.8.

**CROW WING COUNTY
BRAINERD, MINNESOTA**

**COMBINING STATEMENT OF FIDUCIARY NET POSITION
FIDUCIARY FUNDS - CUSTODIAL FUNDS
DECEMBER 31, 2019**

	Custodial Funds			
	Collaborative	Child Protection Team	Taxes and Penalties	MN Estate Recoveries
ASSETS				
Cash and investments	\$ 672,971	\$ 40,091	\$ 1,910,091	\$ 524,040
Due from other governments	83,389	-	-	-
Taxes for other governments	-	-	2,413,797	-
Total Assets	<u>756,360</u>	<u>40,091</u>	<u>4,323,888</u>	<u>524,040</u>
LIABILITIES				
Due to others	-	2,500	12,167	285,427
Due to other governments	74,505	-	1,832,855	-
Total Liabilities	<u>74,505</u>	<u>2,500</u>	<u>1,845,022</u>	<u>285,427</u>
DEFERRED INFLOWS OF RESOURCES				
Property taxes collected for subsequent period	-	-	65,069	-
NET POSITION				
Restricted for:				
Individuals, organizations, and other governments	<u>\$ 681,855</u>	<u>\$ 37,591</u>	<u>\$ 2,413,797</u>	<u>\$ 238,613</u>

Custodial Funds						Total Custodial Funds
Snowmobile, ATV, Ski Trails	Mississippi Headwaters Board	Lake Improvement Districts	Jail Canteen	Region V + Adult Mental Health Initiative	State Revenue	
\$ -	\$ 335,865	\$ 640,105	\$ 39,641	\$ 350,593	\$ 360,122	\$ 4,873,519
16,739	-	-	-	535,278	176	635,582
-	-	-	-	-	-	2,413,797
16,739	335,865	640,105	39,641	885,871	360,298	7,922,898
16,739	5,701	-	-	-	-	322,534
-	-	-	-	-	360,298	2,267,658
16,739	5,701	-	-	-	360,298	2,590,192
-	-	-	-	-	-	65,069
\$ -	\$ 330,164	\$ 640,105	\$ 39,641	\$ 885,871	\$ -	\$ 5,267,637

**CROW WING COUNTY
BRainerd, MINNESOTA**

**COMBINING STATEMENT OF CHANGES IN FIDUCIARY NET POSITION
FIDUCIARY FUNDS - CUSTODIAL FUNDS
DECEMBER 31, 2019**

	Custodial Funds			
	Collaborative	Child Protection Team	Taxes and Penalties	MN Estate Recoveries
ADDITIONS				
Contributions				
Individuals	\$ -	\$ -	\$ -	\$ -
Gifts and contributions	816,512	40,884	-	-
Property tax collections for other governments	-	-	83,626,799	-
License and fees collected for state	-	-	-	-
Miscellaneous	-	-	-	338,559
Total Additions	<u>816,512</u>	<u>40,884</u>	<u>83,626,799</u>	<u>338,559</u>
DEDUCTIONS				
Beneficiary payments to individuals	-	-	-	-
Payments of property tax to other governments	-	-	83,227,677	-
Administrative expense	89,379	-	-	-
Payments to other entities	893,591	38,670	-	370,131
Total Deductions	<u>982,970</u>	<u>38,670</u>	<u>83,227,677</u>	<u>370,131</u>
NET INCREASE (DECREASE)				
IN FIDUCIARY NET POSITION	(166,458)	2,214	399,122	(31,572)
Fiduciary Net Position - Beginning of Year	-	-	-	-
Restatement (See Note V)	848,313	35,377	2,014,675	270,185
Fiduciary Net Position - Beginning of Year, as Restated	<u>848,313</u>	<u>35,377</u>	<u>2,014,675</u>	<u>270,185</u>
FIDUCIARY NET POSITION - END OF YEAR	<u>\$ 681,855</u>	<u>\$ 37,591</u>	<u>\$ 2,413,797</u>	<u>\$ 238,613</u>

Custodial Funds						Total Custodial Funds
Snowmobile, ATV, Ski Trails	Mississippi Headwaters Board	Lake Improvement Districts	Jail Canteen	Region V + Adult Mental Health Initiative	State Revenue	
\$ -	\$ -	\$ -	\$ 842,425	\$ -	\$ -	\$ 842,425
-	-	-	-	-	-	857,396
-	-	-	-	-	-	83,626,799
-	-	-	-	-	17,011,331	17,011,331
352,909	262,158	305,430	-	2,157,547	-	3,416,603
352,909	262,158	305,430	842,425	2,157,547	17,011,331	105,754,554
-	-	-	835,060	-	-	835,060
-	-	-	-	-	-	83,227,677
-	1,489	-	-	-	-	90,868
352,909	259,490	227,337	-	2,029,732	17,011,331	21,183,191
352,909	260,979	227,337	835,060	2,029,732	17,011,331	105,336,796
-	1,179	78,093	7,365	127,815	-	417,758
-	-	-	-	-	-	-
-	328,985	562,012	32,276	758,056	-	4,849,879
-	328,985	562,012	32,276	758,056	-	4,849,879
\$ -	\$ 330,164	\$ 640,105	\$ 39,641	\$ 885,871	\$ -	\$ 5,267,637

**CROW WING COUNTY
BRAINERD, MINNESOTA**

**COMBINING STATEMENT OF FIDUCIARY NET POSITION
FIDUCIARY FUNDS - PRIVATE-PURPOSE TRUST FUNDS
DECEMBER 31, 2019**

	<u>Private-Purpose Trust</u>		<u>Total</u>
	<u>NLLSSD</u>	<u>Social Welfare</u>	<u>Private-Purpose Trust Funds</u>
ASSETS			
Cash and investments	\$ 6,292	\$ 20,318	\$ 26,610
LIABILITIES			
Due to others	-	1,800	1,800
NET POSITION			
Restricted for:			
Individuals, organizations, and other governments	\$ 6,292	\$ 18,518	\$ 24,810

**CROW WING COUNTY
BRAINERD, MINNESOTA**

**COMBINING STATEMENT OF CHANGES IN FIDUCIARY NET POSITION
FIDUCIARY FUNDS - PRIVATE-PURPOSE TRUST FUNDS
DECEMBER 31, 2019**

	Private-Purpose Trust		Total
	NLLSSD	Social Welfare	Private-Purpose Trust Funds
ADDITIONS			
Contributions			
Gifts and contributions	\$ -	\$ 140,750	\$ 140,750
Miscellaneous	1,410	-	1,410
Total Additions	<u>1,410</u>	<u>140,750</u>	<u>142,160</u>
DEDUCTIONS			
Beneficiary payments to individuals	<u>-</u>	<u>138,705</u>	<u>138,705</u>
NET INCREASE (DECREASE) IN FIDUCIARY NET POSITION	1,410	2,045	3,455
Fiduciary Net Position - Beginning of Year	4,882	-	4,882
Restatement (See Note V)	<u>-</u>	<u>16,473</u>	<u>16,473</u>
Fiduciary Net Position - Beginning of Year, as Restated	4,882	16,473	21,355
FIDUCIARY NET POSITION - END OF YEAR	<u>\$ 6,292</u>	<u>\$ 18,518</u>	<u>\$ 24,810</u>

This page was left blank intentionally

**CROW WING COUNTY
BRAINERD, MINNESOTA**

**SCHEDULE OF INTERGOVERNMENTAL REVENUE
FOR THE YEAR ENDED DECEMBER 31, 2019**

	Governmental Funds	Enterprise Funds	Total Primary Government
Shared Revenues			
State			
Highway users tax	\$ 8,377,145	\$ -	\$ 8,377,145
Market value credit	143,200	-	143,200
Supplemental homestead credit	476,661	-	476,661
PERA rate reimbursement	82,902	595	83,497
Pension contribution	87,374	-	87,374
Aquatic invasive species aid	443,109	-	443,109
Out of home placement aid	34,424	-	34,424
Disparity reduction aid	21,131	-	21,131
County program aid	2,209,661	-	2,209,661
Police aid	383,174	-	383,174
E-911	148,826	-	148,826
Total Shared Revenues	\$ 12,407,607	\$ 595	\$ 12,408,202
Reimbursement for Services			
State			
Minnesota Department of Human Services	\$ 3,475,407	\$ -	\$ 3,475,407
Payments			
Local			
Local contributions	\$ 24,090	\$ -	\$ 24,090
Payments in lieu of taxes	573,695	-	573,695
Total Payments	\$ 597,785	\$ -	\$ 597,785

(Continued)

**CROW WING COUNTY
BRAINERD, MINNESOTA**

**SCHEDULE OF INTERGOVERNMENTAL REVENUE
FOR THE YEAR ENDED DECEMBER 31, 2019
(Continued)**

	Governmental Funds	Enterprise Funds	Total Primary Government
Grants			
State			
Minnesota Department of			
Agriculture	\$ 1,863	\$ -	\$ 1,863
Corrections	949,470	-	949,470
Health	438,051	-	438,051
Human Services	2,382,542	-	2,382,542
Natural Resources	103,681	-	103,681
Public Safety	22,973	-	22,973
Transportation	11,158	-	11,158
Trial Courts	37,387	-	37,387
Veterans Affairs	15,000	-	15,000
Historical Society	67,357	-	67,357
Peace Officers Board	45,732	-	45,732
Pollution Control Agency	257,159	-	257,159
Water and Soil Resources	74,258	-	74,258
Total State	\$ 4,406,631	\$ -	\$ 4,406,631
Federal			
Department of			
Agriculture	964,085	-	964,085
Health and Human Services	5,874,981	-	5,874,981
Homeland Security	234,207	-	234,207
Justice	59,361	-	59,361
Transportation	85,158	-	85,158
Total Federal	\$ 7,217,792	\$ -	\$ 7,217,792
Total State and Federal Grants	\$ 11,624,423	\$ -	\$ 11,624,423
Total Intergovernmental Revenue	\$ 28,105,222	\$ 595	\$ 28,105,817

**CROW WING COUNTY
BRainerd, MINNESOTA**

**SCHEDULE OF EXPENDITURES OF FEDERAL AWARDS
FOR THE YEAR ENDED DECEMBER 31, 2019**

Federal Grantor Pass-Through Agency Grant Program Title	Federal CFDA Number	Contract Number/ Pass-Through Grant Number	Expenditures	Passed Through to Subrecipients
U.S. Department of Agriculture				
Passed Through Minnesota Department of Health WIC Special Supplemental Nutrition Program for Women, Infants, and Children	10.557	Not provided	\$ 360,464	\$ -
Passed Through Minnesota Department of Human Services State Administrative Matching Grants for the Supplemental Nutrition Assistance Program (Part of SNAP Cluster)	10.561	192MN101S2514	637,170	-
Total U.S. Department of Agriculture			\$ 997,634	\$ -
U.S. Department of Justice				
Direct Bulletproof Vest Partnership Program	16.607	Not provided	\$ 2,152	\$ -
Passed Through Minnesota Department of Public Safety Missing Children's Assistance	16.543	Not provided	6,959	-
Crime Victim Assistance	16.575	F-CVSP-2018-CROWWAO	50,250	-
Total U.S. Department of Justice			\$ 59,361	\$ -
U.S. Department of Transportation				
Passed Through Minnesota Department of Trial Courts Minimum Penalties for Repeat Offenders for Driving While Intoxicated	20.608	Not provided	85,158	-
Total U.S. Department of Transportation			\$ 85,158	\$ -
U.S. Department of Health and Human Services				
Passed Through Minnesota Department of Health Public Health Emergency Preparedness Comprehensive Community Mental Health Services for Children with Serious Emotional Disturbances (SED)	93.069	Not provided	\$ 36,006	\$ -
Early Hearing Detection and Intervention	93.104	Not provided	277	-
Early Hearing Detection and Intervention Information System (EHDI-IS)	93.251	Not provided	450	-
Surveillance Program	93.314	Not provided	75	-
PPHF Capacity Building Assistance to Strengthen Public Health Immunization Infrastructure and Performance financed in part by Prevention and Public Health Funds	93.539	Not provided	525	-
Temporary Assistance for Needy Families (Part of TANF Cluster) (Total Temporary Assistance for Needy Families 93.558 \$832,855)	93.558	1901MNTANF	119,981	-
Maternal and Child Health Services Block Grant to the States	93.994	Not provided	65,120	-
(Continued)				

**CROW WING COUNTY
BRainerd, MINNESOTA**

**SCHEDULE OF EXPENDITURES OF FEDERAL AWARDS
FOR THE YEAR ENDED DECEMBER 31, 2019
(Continued)**

Federal Grantor Pass-Through Agency Grant Program Title	Federal CFDA Number	Contract Number/ Pass-Through Grant Number	Expenditures	Passed Through to Subrecipients
U.S. Department of Health and Human Services (Continued)				
Passed Through Minnesota Department of Human Services				
Promoting Safe and Stable Families	93.556	G-1801MNFPS	\$ 7,716	\$ -
Temporary Assistance for Needy Families (Part of TANF Cluster)	93.558	1901MNTANF	712,904	-
(Total Temporary Assistance for Needy Families 93.558 \$832,855)				
Child Support Enforcement	93.563	1901MNCES	1,162,301	-
Refugee and Entrant Assistance State/Replacement Designee Administered Programs	93.566	1901MNRMA	588	-
Community-Based Child Abuse Prevention Grants	93.590	G-1801MNBCAP	13,470	-
Child Care Mandatory and Matching Funds of the Child Care and Development Fund (Part of Child Care Cluster)	93.596	G1901MNCDF	71,064	-
Stephanie Tubbs Jones Child Welfare Services Program	93.645	G-1801MNCWSS	5,691	-
Foster Care - Title IV-E	93.658	1901MNFOS	599,209	-
Social Services Block Grant	93.667	G-1901MNSOSR	341,123	-
John H. Chafee Foster Care Program for Successful Transition to Adulthood	93.674	G-1901MNCILP	11,598	-
Children's Health Insurance Program	93.767	1905MN5021	640	-
Medical Assistance Program (Part of Medicaid Cluster)	93.778	1905MN5ADM	\$ 2,597,168	-
	93.778	1905MN5MAP	39,095	-
			<u>2,636,263</u>	<u>-</u>
Total U.S. Department of Health and Human Services			\$ 5,785,001	\$ -
U.S. Department of Homeland Security				
Passed Through Minnesota Department of Natural Resources				
Boating Safety Financial Assistance	97.012	Not provided	\$ 39,213	\$ -
Passed Through Minnesota Department of Public Safety				
Homeland Security Grant Program	97.067	F-SHSP-2018-CROWWICO	194,994	-
Total U.S. Department of Homeland Security			\$ 234,207	\$ -
Total Federal Awards			\$ 7,161,361	\$ -

Clusters of programs are groupings of closely related programs that share common requirements.

Total expenditures by cluster are:

SNAP Cluster	\$ 637,170
TANF Cluster	832,885
Child Care Cluster	71,064
Medicaid Cluster	2,636,263

The notes to the Schedule of Expenditures of Federal Awards are an integral part of this statement.

**CROW WING COUNTY
BRainerd, MINNESOTA**

**NOTES TO THE SCHEDULE OF EXPENDITURES OF FEDERAL AWARDS
FOR THE YEAR ENDED DECEMBER 31, 2019**

1. Reporting Entity

The Schedule of Expenditures of Federal Awards presents the activities of federal award programs expended by Crow Wing County. The County's reporting entity is defined in Note I.A. to the financial statements.

2. Basis of Presentation

The accompanying Schedule of Expenditures of Federal Awards includes the federal grant activity of Crow Wing County under programs of the federal government for the year ended December 31, 2019. The information in this schedule is presented in accordance with the requirements of Title 2 U.S. *Code of Federal Regulations* Part 200, *Uniform Administrative Requirements, Cost Principles, and Audit Requirements for Federal Awards* (Uniform Guidance). Because the schedule presents only a selected portion of the operations of Crow Wing County, it is not intended to and does not present the financial position, changes in net position, or cash flows of Crow Wing County.

3. Summary of Significant Accounting Policies

Expenditures reported on the schedule are reported on the modified accrual basis of accounting. Such expenditures are recognized following Uniform Guidance, wherein certain types of expenditures are not allowable or are limited as to reimbursement. Crow Wing County has elected not to use the ten percent de minimus indirect cost rate allowed under the Uniform Guidance.

**CROW WING COUNTY
BRainerd, MINNESOTA**

Reconciliation to Schedule of Intergovernmental Revenue

Federal grant revenue per Schedule of Intergovernmental Revenue	\$ 7,217,792
Grants received more than 60 days after year-end, deferred in 2019	
WIC Special Supplemental Nutrition Program for Women, Infants, and Children	33,549
Public Health Emergency Preparedness	5,740
Early Hearing Detection and Intervention	450
Temporary Assistance for Needy Families (Part of TANF Cluster)	16,238
Promoting Safe and Stable Families	225
Stephanie Tubbs Jones Child Welfare Services Program	674
Foster Care - Title IV-E	116,299
John H. Chafee Foster Care Program for Successful Transition to Adulthood	6,008
Deferred in 2018, recognized as revenue in 2019	
Medical Assistance Program (Part of Medicaid Cluster)	(31,840)
John H. Chafee Foster Care Program for Successful Transition to Adulthood	(5,127)
Community-Based Child Abuse Prevention Grants	(6,294)
Promoting Safe and Stable Families	(3,168)
Stephanie Tubbs Jones Child Welfare Services Program	(2,824)
Temporary Assistance for Needy Families (Part of TANF Cluster)	(186,361)
Expenditures Per Schedule of Federal Awards	<u>\$ 7,161,361</u>

Statistical Section

This part of Crow Wing County's Comprehensive Annual Financial Report presents detailed information to provide context in understanding the financial statements, note disclosures, and required supplementary information. All portions of this report should be considered when examining the County's overall financial health.

	<u>Page</u>
FINANCIAL TRENDS	
Net Position by Component	132
Changes in Net Position	134
Fund Balances, Governmental Funds	138
Changes in Fund Balances, Governmental Funds	140
REVENUE CAPACITY	
Assessed Value and Estimated Actual Value of Taxable Property	142
Direct and Overlapping Property Tax Rates	144
Principal Property Taxpayers	145
Property Tax Levies and Collections	146
DEBT CAPACITY	
Ratios of Outstanding Debt by Type	147
Ratios of Net General Bonded Debt Outstanding	148
Direct and Overlapping Governmental Activities Debt	149
Legal Debt Margin Information	150
DEMOGRAPHIC AND ECONOMIC INFORMATION	
Demographic and Economic Statistics	152
Principal Employers	153
OPERATING INFORMATION	
Full-Time Equivalent County Government Employees by Function/Program	154
Operating Indicators by Function/Program	156
Capital Asset Statistics by Function/Program	158

Financial Trends schedules contain trend information to help the reader understand how the County's financial performance and well-being have changed over time.

Revenue Capacity schedules contain information to help the reader assess the County's most significant local revenue source, the property tax.

Debt Capacity schedules present information to help the reader assess the affordability of the County's current levels of outstanding debt and the County's ability to issue additional debt in the future.

Demographic and Economic Information schedules offer demographic and economic indicators to help the reader understand the environment within which the County's financial activities take place.

Operating Information schedules contain service and infrastructure data to help the reader understand how the information in the County's financial report relates to the services the County provides and the activities it performs.

Sources: Unless otherwise noted, the information in these schedules is derived from the Comprehensive Annual Financial Report for the relevant year.

CROW WING COUNTY
NET POSITION BY COMPONENT
LAST TEN FISCAL YEARS
(accrual basis of accounting)

	Fiscal Year			
	2010	2011	2012	2013
Governmental activities				
Net investment in capital assets	\$ 110,096,199	\$ 111,954,940	\$ 132,167,372	\$ 137,032,435
Restricted	13,172,796	16,532,198	14,924,912	15,100,842
Unrestricted	43,336,787	45,124,298	46,594,361	43,888,807
Total governmental activities net position	<u>\$ 166,605,782</u>	<u>\$ 173,611,436</u>	<u>\$ 193,686,645</u>	<u>\$ 196,022,084</u>
Business-type activities				
Net investment in capital assets	\$ 4,965,555	\$ 4,985,481	\$ 4,601,273	\$ 4,137,889
Restricted	-	-	-	1,823,923
Unrestricted	6,282,130	6,467,921	7,127,230	6,358,525
Total business-type activities net position	<u>\$ 11,247,685</u>	<u>\$ 11,453,402</u>	<u>\$ 11,728,503</u>	<u>\$ 12,320,337</u>
Primary government				
Net investment in capital assets	\$ 115,061,754	\$ 116,940,421	\$ 136,768,645	\$ 141,170,324
Restricted	13,172,796	16,532,198	14,924,912	16,924,765
Unrestricted	49,618,917	51,592,219	53,721,591	50,247,332
Total primary governments activities net position	<u>\$ 177,853,467</u>	<u>\$ 185,064,838</u>	<u>\$ 205,415,148</u>	<u>\$ 208,342,421</u>

(Unaudited)

Fiscal Year					
2014	2015	2016	2017	2018	2019
\$ 146,262,282	\$ 154,361,324	\$ 161,945,002	\$ 175,970,678	\$ 187,498,002	\$ 197,283,976
14,440,695	14,387,092	16,098,569	23,365,483	26,628,305	28,026,886
40,448,984	18,313,794	11,487,228	(1,205,633)	(26,000,200)	(29,246,724)
<u>\$ 201,151,961</u>	<u>\$ 187,062,210</u>	<u>\$ 189,530,799</u>	<u>\$ 198,130,528</u>	<u>\$ 188,126,107</u>	<u>\$ 196,064,138</u>
\$ 3,714,862	\$ 3,230,662	\$ 2,939,450	\$ 2,821,144	\$ 3,727,297	\$ 6,367,272
1,678,777	1,470,941	1,436,133	1,260,375	1,175,578	2,017,980
7,138,379	7,664,239	8,335,332	9,022,817	8,677,817	5,631,164
<u>\$ 12,532,018</u>	<u>\$ 12,365,842</u>	<u>\$ 12,710,915</u>	<u>\$ 13,104,336</u>	<u>\$ 13,580,692</u>	<u>\$ 14,016,416</u>
\$ 149,977,144	\$ 157,591,986	\$ 164,884,452	\$ 178,791,822	\$ 191,225,299	\$ 203,651,248
16,119,472	15,858,033	17,534,702	24,625,858	27,803,883	30,044,866
47,587,363	25,978,033	19,822,560	7,817,184	(17,322,383)	(23,615,560)
<u>\$ 213,683,979</u>	<u>\$ 199,428,052</u>	<u>\$ 202,241,714</u>	<u>\$ 211,234,864</u>	<u>\$ 201,706,799</u>	<u>\$ 210,080,554</u>

(Unaudited)

CROW WING COUNTY
CHANGES IN NET POSITION
LAST TEN FISCAL YEARS
(accrual basis of accounting)

	Fiscal Year			
	2010	2011	2012	2013
Expenses				
Governmental activities				
General government	\$ 12,871,344	\$ 12,969,897	\$ 12,956,270	\$ 13,436,948
Public safety	13,036,830	13,825,942	13,437,415	17,320,145
Highways and streets	6,919,926	8,380,127	7,008,995	8,871,390
Sanitation	147,328	28,694	-	-
Health and human services ¹	20,416,383	21,153,044	20,570,268	20,173,438
Health ¹	1,684,246	1,741,968	1,555,816	1,504,136
Culture and recreation	684,631	647,975	669,106	683,872
Conservation of natural resources	1,342,948	1,271,937	1,589,004	1,755,941
Economic development	217,807	352,710	-	-
Interest	2,153,652	1,973,785	1,928,665	763,965
Total governmental activities expenses	<u>\$ 59,475,095</u>	<u>\$ 62,346,079</u>	<u>\$ 59,715,539</u>	<u>\$ 64,509,835</u>
Business-type activities				
Solid waste	<u>\$ 1,631,721</u>	<u>\$ 2,070,766</u>	<u>\$ 2,131,373</u>	<u>\$ 1,703,792</u>
Total primary governments activities expenses	<u><u>\$ 61,106,816</u></u>	<u><u>\$ 64,416,845</u></u>	<u><u>\$ 61,846,912</u></u>	<u><u>\$ 66,213,627</u></u>
Program Revenues				
Governmental activities				
Charge for services:				
General government	\$ 1,858,545	\$ 1,675,797	\$ 1,829,766	\$ 1,851,275
Public safety	1,927,995	1,440,474	1,586,547	2,177,386
Highways and streets	496,205	497,846	589,297	429,836
Health and human services ¹	1,647,435	2,052,157	2,030,299	1,227,820
Health ¹	471,753	300,551	257,855	233,016
Culture and recreation	-	-	-	-
Conservation of natural resources	1,461,012	1,505,233	1,421,929	1,674,068
Economic development	2,691	8,599	11,497	13,252
Operating grants and contributions	23,131,686	18,684,965	19,091,574	19,929,435
Capital grants and contributions	1,362,606	4,526,177	13,883,256	903,557
Total governmental activities program revenues	<u>\$ 32,359,928</u>	<u>\$ 30,691,799</u>	<u>\$ 40,702,020</u>	<u>\$ 28,439,645</u>
Business-type activities				
Charges for services:				
Solid Waste	\$ 1,989,639	\$ 1,920,174	\$ 2,064,133	\$ 1,986,447
Operating grants and contributions	-	-	-	-
Total business-type activities program revenues	<u>\$ 1,989,639</u>	<u>\$ 1,920,174</u>	<u>\$ 2,064,133</u>	<u>\$ 1,986,447</u>
Total primary governments activities program revenues	<u><u>\$ 34,349,567</u></u>	<u><u>\$ 32,611,973</u></u>	<u><u>\$ 42,766,153</u></u>	<u><u>\$ 30,426,092</u></u>
Net (Expense) Revenue				
Governmental activities	\$ (27,115,167)	\$ (31,654,280)	\$ (19,013,519)	\$ (36,070,190)
Business-type activities	357,918	(150,592)	(67,240)	282,655
Total primary government net expense	<u><u>\$ (26,757,249)</u></u>	<u><u>\$ (31,804,872)</u></u>	<u><u>\$ (19,080,759)</u></u>	<u><u>\$ (35,787,535)</u></u>

¹In 2015 the County combined the functions of Health and Human Services.

(Unaudited)

Fiscal Year					
2014	2015	2016	2017	2018	2019
\$ 16,542,474	\$ 16,937,785	\$ 17,685,593	\$ 16,513,663	\$ 16,819,477	\$ 17,623,743
14,045,336	16,111,366	20,329,416	19,750,170	17,875,341	18,519,174
9,130,552	10,277,136	10,924,855	10,997,480	15,980,286	13,760,044
-	1,102,479	12,833	249	8,333	5,533
20,730,571	22,537,452	24,189,396	24,748,890	24,937,883	25,616,323
1,448,443	-	-	-	-	-
741,199	720,945	707,490	822,656	720,633	712,275
1,994,144	1,909,052	1,967,863	2,331,978	2,384,527	3,055,512
-	17,053	72,562	50,872	56,416	47,689
1,214,835	1,018,348	828,184	616,015	398,779	169,040
<u>\$ 65,847,554</u>	<u>\$ 70,631,616</u>	<u>\$ 76,718,192</u>	<u>\$ 75,831,973</u>	<u>\$ 79,181,675</u>	<u>\$ 79,509,333</u>
\$ 1,981,974	\$ 2,466,616	\$ 2,459,765	\$ 2,560,056	\$ 2,593,282	\$ 2,632,683
<u>\$ 67,829,528</u>	<u>\$ 73,098,232</u>	<u>\$ 79,177,957</u>	<u>\$ 78,392,029</u>	<u>\$ 81,774,957</u>	<u>\$ 82,142,016</u>
\$ 1,826,772	\$ 2,065,967	\$ 2,166,648	\$ 2,296,987	\$ 3,041,026	\$ 3,021,334
2,608,265	2,335,386	3,330,412	3,890,005	3,065,290	2,800,353
336,177	327,438	419,817	231,767	1,469,000	2,304,444
1,786,393	1,861,936	1,913,528	1,610,358	1,418,144	1,440,180
157,675	-	-	-	-	-
-	-	74	22	456	-
2,368,173	1,854,236	1,950,817	2,095,457	2,604,681	2,933,867
13,656	13,881	13,990	275,152	3,743	-
21,384,878	22,449,358	24,608,021	27,224,671	24,411,021	23,751,768
1,232,623	3,597,081	1,185,355	804,528	6,942,389	7,620
<u>\$ 31,714,612</u>	<u>\$ 34,505,283</u>	<u>\$ 35,588,662</u>	<u>\$ 38,428,947</u>	<u>\$ 42,955,750</u>	<u>\$ 36,259,566</u>
\$ 2,132,298	\$ 2,327,381	\$ 2,721,935	\$ 2,838,890	\$ 2,921,411	\$ 2,909,938
-	-	596	46	-	-
<u>\$ 2,132,298</u>	<u>\$ 2,327,381</u>	<u>\$ 2,722,531</u>	<u>\$ 2,838,936</u>	<u>\$ 2,921,411</u>	<u>\$ 2,909,938</u>
<u>\$ 33,846,910</u>	<u>\$ 36,832,664</u>	<u>\$ 38,311,193</u>	<u>\$ 41,267,883</u>	<u>\$ 45,877,161</u>	<u>\$ 39,169,504</u>
\$ (34,132,942)	\$ (36,126,333)	\$ (41,129,530)	\$ (37,403,026)	\$ (36,225,925)	\$ (43,249,767)
150,324	(139,235)	262,766	278,880	328,129	277,255
<u>\$ (33,982,618)</u>	<u>\$ (36,265,568)</u>	<u>\$ (40,866,764)</u>	<u>\$ (37,124,146)</u>	<u>\$ (35,897,796)</u>	<u>\$ (42,972,512)</u>

(Continued)

(Unaudited)

CROW WING COUNTY
CHANGES IN NET POSITION
LAST TEN FISCAL YEARS
(accrual basis of accounting)
(Continued)

	Fiscal Year			
	2010	2011	2012	2013
General Revenues and Other Changes in Net Position				
Governmental activities:				
Taxes				
Property taxes	\$ 35,585,536	\$ 35,213,383	\$ 35,814,571	\$ 35,488,689
Transportation sales and use tax	-	-	-	-
Mortgage registry and deed tax	71,796	65,367	86,114	92,199
Payments in lieu of tax	360,402	429,856	429,758	515,879
Unrestricted grants and contributions	2,065,541	2,071,218	1,293,122	2,261,079
Investment income	329,226	255,744	201,695	(33,980)
Miscellaneous	532,861	830,054	610,553	331,763
Gain on sale of capital assets	51,976	44,312	17,915	-
Transfers	(150,000)	(250,000)	(250,000)	(250,000)
Total governmental activities	<u>\$ 38,847,338</u>	<u>\$ 38,659,934</u>	<u>\$ 38,203,728</u>	<u>\$ 38,405,629</u>
Business-type activities:				
Unrestricted grants and contributions	\$ 595	\$ 595	\$ 595	\$ 595
Investment income	103,566	105,714	91,746	58,584
Miscellaneous	-	-	-	-
Transfers	150,000	250,000	250,000	250,000
Total business-type activities	<u>\$ 254,161</u>	<u>\$ 356,309</u>	<u>\$ 342,341</u>	<u>\$ 309,179</u>
Total primary government	<u>\$ 39,101,499</u>	<u>\$ 39,016,243</u>	<u>\$ 38,546,069</u>	<u>\$ 38,714,808</u>
Change in Net Position				
Governmental activities	\$ 11,732,171	\$ 7,005,654	\$ 19,190,209	\$ 2,335,439
Business-type activities	612,079	205,717	275,101	591,834
Total primary government	<u>\$ 12,344,250</u>	<u>\$ 7,211,371</u>	<u>\$ 19,465,310</u>	<u>\$ 2,927,273</u>

(Unaudited)

Fiscal Year					
2014	2015	2016	2017	2018	2019
\$ 35,541,480	\$ 35,684,227	\$ 35,457,806	\$ 36,033,341	\$ 36,269,538	\$ 38,217,125
-	-	4,020,905	6,077,340	6,417,078	7,003,669
72,421	73,139	94,583	106,854	105,494	112,094
505,570	505,242	505,634	492,162	562,442	573,695
2,570,579	2,814,469	2,752,954	2,651,420	2,839,173	2,933,555
348,758	450,410	436,639	353,506	897,569	1,650,168
224,011	291,139	329,598	288,132	222,925	178,817
-	-	-	-	-	-
-	-	-	-	-	-
\$ 39,262,819	\$ 39,818,626	\$ 43,598,119	\$ 46,002,755	\$ 47,314,219	\$ 50,669,123
\$ 595	\$ 595	\$ 595	\$ 595	\$ 595	\$ 595
60,762	73,736	81,712	108,861	140,327	157,874
-	-	-	5,085	-	-
-	-	-	-	-	-
\$ 61,357	\$ 74,331	\$ 82,307	\$ 114,541	\$ 140,922	\$ 158,469
\$ 39,324,176	\$ 39,892,957	\$ 43,680,426	\$ 46,117,296	\$ 47,455,141	\$ 50,827,592
\$ 5,129,877	\$ 3,692,293	\$ 2,468,589	\$ 8,599,729	\$ 11,088,294	\$ 7,419,356
211,681	(64,904)	345,073	393,421	469,051	435,724
\$ 5,341,558	\$ 3,627,389	\$ 2,813,662	\$ 8,993,150	\$ 11,557,345	\$ 7,855,080

(Unaudited)

CROW WING COUNTY
FUND BALANCES, GOVERNMENTAL FUNDS
LAST TEN FISCAL YEARS
(modified accrual basis of accounting)

	Fiscal Year			
	2010	2011	2012	2013
General Fund				
Prior to GASB No. 54 ¹				
Reserved	\$ 2,482,487	\$ -	\$ -	\$ -
Unreserved	15,347,549	-	-	-
After GASB No. 54 ¹				
Nonspendable	-	15,000	15,000	15,000
Restricted	-	2,618,717	2,545,786	2,399,772
Committed	-	3,958,743	1,669,644	1,387,066
Unassigned	-	12,578,723	15,857,951	11,643,351
Total General Fund	<u>\$ 17,830,036</u>	<u>\$ 19,171,183</u>	<u>\$ 20,088,381</u>	<u>\$ 15,445,189</u>
All Other Governmental Funds				
Prior to GASB No. 54 ¹				
Reserved	\$ 10,530,555	\$ -	\$ -	\$ -
Unreserved, reported in:				
Special revenue funds	15,477,400	-	-	-
Capital projects funds	686,390	-	-	-
Permanent funds	146,507	-	-	-
After GASB No. 54 ¹				
Nonspendable	-	2,641,606	793,537	2,782,100
Restricted	-	12,051,982	5,976,805	9,903,970
Committed	-	-	-	7,566,908
Assigned	-	15,199,114	18,578,042	13,774,715
Unassigned	-	-	-	-
Total all other governmental funds	<u>\$ 26,840,852</u>	<u>\$ 29,892,702</u>	<u>\$ 25,348,384</u>	<u>\$ 34,027,693</u>

¹The Governmental Accounting Standards Board (GASB) Statement No. 54, Fund Balance Reporting and Governmental Fund Type Definitions, was implemented in 2011. Statement No. 54 recategorized fund balances, going from two to five classifications with different requirements and parameters. There are no parallel classifications between categories of reserved or unreserved and the GASB No. 54 categories.

(Unaudited)

Fiscal Year					
2014	2015	2016	2017	2018	2019
\$ -	\$ -	\$ -	\$ -	\$ -	\$ -
-	-	-	-	-	-
115,000	15,000	88,478	722,070	482,643	442,045
2,316,891	1,534,345	1,342,572	1,230,717	1,403,453	1,107,828
1,405,253	1,592,561	1,713,514	1,903,387	2,214,897	1,955,062
12,444,007	13,265,687	13,286,490	9,839,901	8,623,412	8,868,911
<u>\$ 16,281,151</u>	<u>\$ 16,407,593</u>	<u>\$ 16,431,054</u>	<u>\$ 13,696,075</u>	<u>\$ 12,724,405</u>	<u>\$ 12,373,846</u>
\$ -	\$ -	\$ -	\$ -	\$ -	\$ -
-	-	-	-	-	-
-	-	-	-	-	-
-	-	-	-	-	-
2,844,125	2,888,674	2,954,769	2,795,080	2,762,192	2,834,890
9,164,679	9,949,073	11,712,750	13,417,206	16,595,773	17,063,285
6,447,090	3,635,338	4,267,218	3,063,645	3,803,621	3,800,188
14,972,976	13,875,559	11,802,920	12,323,648	9,477,041	5,007,122
-	-	-	-	(148,623)	689,863
<u>\$ 33,428,870</u>	<u>\$ 30,348,644</u>	<u>\$ 30,737,657</u>	<u>\$ 31,599,579</u>	<u>\$ 32,490,004</u>	<u>\$ 29,395,348</u>

(Unaudited)

CROW WING COUNTY
CHANGES IN FUND BALANCES, GOVERNMENTAL FUNDS
LAST TEN FISCAL YEARS
(modified accrual basis of accounting)

	Fiscal Year					
	2010	2011	2012	2013	2014	2015
REVENUES						
Taxes	\$ 35,641,804	\$ 35,501,017	\$ 36,054,509	\$ 35,764,319	\$ 35,692,434	\$ 35,867,692
Special assessments	594,613	596,915	609,522	609,115	613,607	608,992
Licenses and permits	1,181,471	1,055,128	1,287,873	1,048,897	1,073,536	1,281,108
Intergovernmental	26,628,793	23,389,156	34,811,026	21,373,104	28,043,509	28,052,796
Charges for services	5,413,339	4,825,317	4,998,184	5,640,717	5,883,900	5,434,236
Fines and forfeits	48,453	96,562	82,796	58,800	41,724	45,354
Gifts and contributions	27,201	25,654	25,145	48,129	31,681	71,420
Investment earnings	441,877	354,183	253,954	11,981	364,783	529,616
Sales	161,048	174,159	166,959	131,836	364,344	622,047
Miscellaneous	2,712,556	3,784,059	3,385,313	3,251,407	2,728,398	2,492,269
Total Revenues	\$ 72,851,155	\$ 69,802,150	\$ 81,675,281	\$ 67,938,305	\$ 74,837,916	\$ 75,005,530
EXPENDITURES						
Current						
General government	\$ 12,003,338	\$ 12,159,749	\$ 12,232,650	\$ 12,492,804	\$ 13,828,033	\$ 14,461,781
Public safety	11,773,055	13,118,501	13,599,885	12,636,973	12,605,736	14,225,602
Highways and streets	13,420,833	8,729,183	11,255,631	6,189,673	6,579,224	7,011,820
Health and human services ¹	20,561,887	20,298,268	19,519,474	19,321,787	20,762,422	22,113,076
Health ¹	1,768,773	1,793,644	1,452,535	1,429,224	1,410,744	-
Sanitation	116,827	-	-	-	-	1,239,329
Culture and recreation	894,537	728,832	716,183	667,685	727,300	663,326
Conservation of natural resources	1,660,163	1,628,504	13,110,749	1,897,142	2,276,905	2,777,174
Economic development	217,807	352,710	-	-	-	17,053
Capital outlay ²	885,952	585,517	1,223,403	-	-	-
General government	-	-	-	382,325	443,895	436,883
Public safety	-	-	-	957,440	1,004,799	434,930
Highways and streets	-	-	-	5,028,125	8,707,930	9,195,148
Health and human services ¹	-	-	-	31,068	47,000	20,072
Culture and recreation	-	-	-	-	25,211	18,992
Conservation of natural resources	-	-	-	91,538	57,229	57,229
Intergovernmental						
Highways and streets	303,523	330,466	350,996	360,631	331,178	350,932
Debt service						
Principal	5,430,950	3,618,600	3,786,400	2,372,450	4,432,750	3,907,750
Interest	2,230,621	2,026,341	1,885,639	923,233	1,421,596	1,203,941
Bond issuance costs	22,860	-	-	124,981	-	-
Payment to refunded bond escrow agent	-	-	-	4,943,110	-	-
Administrative charges	5,175	2,313	4,288	2,538	850	5,675
Total Expenditures	\$ 71,296,301	\$ 65,372,628	\$ 79,137,833	\$ 69,852,727	\$ 74,662,802	\$ 78,140,713
Excess of revenues over (under) expenditures	\$ 1,554,854	\$ 4,429,522	\$ 2,537,448	\$ (1,914,422)	\$ 175,114	\$ (3,135,183)
OTHER FINANCING SOURCES (USES)						
Transfers in	\$ 1,562,546	\$ 3,004,178	\$ 1,652,782	\$ 9,381,540	\$ 122,772	\$ 187,110
Transfers out	(1,712,546)	(3,254,178)	(1,902,782)	(9,631,540)	(122,772)	(187,110)
Discount on bonds/notes issued	(15,929)	-	-	-	-	-
Refunding bonds issued	1,770,000	-	-	29,520,000	-	-
Bonds and notes issued	-	-	-	-	-	136,850
Payment to refunded bond escrow agent	-	-	-	(33,061,540)	-	-
Premium on bonds/notes issued	-	-	-	3,669,102	-	-
Proceeds from sale of capital assets	51,976	44,312	17,915	-	-	-
Insurance proceeds	-	-	-	-	-	-
Compensation for loss of capital assets	-	-	-	-	-	-
Total Other Financing Sources (Uses)	\$ 1,656,047	\$ (205,688)	\$ (232,085)	\$ (122,438)	\$ -	\$ 136,850
Net Change in Fund Balances	\$ 3,210,901	\$ 4,223,834	\$ 2,305,363	\$ (2,036,860)	\$ 175,114	\$ (2,998,333)
Debt service as a percentage of noncapital expenditures	12.6%	9.2%	9.8%	5.2%	9.1%	7.5%

¹In 2015 the County combined the functions of Health and Human Services.

²Beginning with the 2013 Comprehensive Annual Financial Report, the County reported capital outlay by function.

(Unaudited)

Fiscal Year			
2016	2017	2018	2019
\$ 39,712,574	\$ 42,436,831	\$ 42,467,215	\$ 44,957,327
621,398	724,944	632,609	622,306
1,050,158	1,697,062	1,389,658	1,442,678
28,124,758	30,508,611	34,554,701	28,105,222
6,139,651	6,330,045	6,941,495	7,590,750
64,349	92,135	90,609	68,671
64,024	58,690	42,060	36,985
616,672	427,982	965,654	1,864,274
753,533	831,225	1,248,078	1,228,569
2,954,330	2,525,559	2,280,653	2,062,777
<u>\$ 80,101,447</u>	<u>\$ 85,633,084</u>	<u>\$ 90,612,732</u>	<u>\$ 87,979,559</u>
\$ 14,650,561	\$ 14,076,747	\$ 14,575,517	\$ 14,809,508
15,577,683	17,246,989	17,983,983	18,526,526
7,715,638	7,031,539	11,673,819	8,310,991
23,440,807	23,005,362	23,377,256	24,867,762
-	-	-	-
58,868	3,533	-	-
688,256	767,105	676,807	681,744
2,503,865	3,435,452	3,047,423	3,409,585
72,562	50,872	56,416	47,688
-	-	-	-
1,170,319	1,490,007	2,216,513	1,260,530
343,511	904,588	530,386	3,257,106
7,603,072	13,833,479	10,689,220	10,565,095
12,753	-	-	42,887
434,752	63,266	54,737	66,905
57,229	81,172	277,771	831,842
364,361	364,212	424,552	420,909
4,091,205	4,284,050	4,650,065	4,678,200
1,010,687	807,095	592,652	368,006
-	-	-	-
-	-	-	-
4,974	1,183	2,887	1,634
<u>\$ 79,801,103</u>	<u>\$ 87,446,651</u>	<u>\$ 90,830,004</u>	<u>\$ 92,146,918</u>
<u>\$ 300,344</u>	<u>\$ (1,813,567)</u>	<u>\$ (217,272)</u>	<u>\$ (4,167,359)</u>
\$ 304,050	\$ 3,130,795	\$ 1,065,950	\$ 1,203,087
(304,050)	(3,130,795)	(1,065,950)	(1,203,087)
-	-	-	-
-	-	-	-
46,035	3,284	-	-
-	-	-	-
-	-	-	-
-	124,263	35,691	61,663
-	111,815	83,217	39,734
-	-	-	-
<u>\$ 46,035</u>	<u>\$ 239,362</u>	<u>\$ 118,908</u>	<u>\$ 101,397</u>
<u>\$ 346,379</u>	<u>\$ (1,574,205)</u>	<u>\$ (98,364)</u>	<u>\$ (4,065,962)</u>
7.3%	7.2%	6.8%	6.6%

(Unaudited)

CROW WING COUNTY
ASSESSED VALUE AND ESTIMATED ACTUAL VALUE OF TAXABLE PROPERTY
LAST TEN FISCAL YEARS

Assessment Year Ended December 31	Payable Year Ended December 31¹	Residential Homestead Property	Residential Non - Homestead Property	Commercial Industrial Property	Agricultural Property	Commercial Residential Seasonal/Rec. Property
2009	2010	\$ 47,776,496 36.80%	\$ 7,995,948 6.16	\$ 18,388,161 14.16	\$ 5,729,136 4.41	\$ 50,522,580 38.91
2010	2011	44,123,956 36.62%	7,365,485 6.11	17,118,660 14.21	7,165,335 5.95	45,008,661 37.35
2011	2012	37,437,781 34.63%	6,904,894 6.39	15,857,928 14.67	6,370,119 5.89	41,372,915 38.26
2012	2013	34,920,502 34.39%	6,380,632 6.28	15,661,644 15.42	5,773,778 5.69	38,655,486 38.07
2013	2014	33,817,682 34.36%	6,193,124 6.29	15,357,315 15.60	5,449,292 5.54	37,448,265 38.04
2014	2015	34,354,193 34.51%	6,545,894 6.57	15,149,613 15.22	5,235,764 5.26	38,132,690 38.30
2015	2016	36,087,799 35.16%	6,808,652 6.64	14,786,101 14.41	5,314,328 5.18	39,472,324 38.47
2016	2017	37,829,072 35.56%	7,082,810 6.66	14,941,071 14.05	5,321,937 5.00	40,843,109 38.40
2017	2018	39,112,439 36.17%	7,115,058 6.58	14,580,066 13.48	5,541,411 5.12	41,283,081 38.18
2018	2019	41,239,092 36.71%	7,181,167 6.39	14,948,409 13.31	5,709,185 5.08	42,946,574 38.23

Source: Land Services

¹Applicable taxes are collectible in the subsequent year.

²Total direct tax rate shown is for the payable year.

³Property estimated market value is for the assessment year indicated.

(Unaudited)

Other Property	Personal Property	Less: Tax Incremented Financing	Total Taxable Assessed Value	Total Direct Tax Rate²	Estimated Actual Taxable Value³	Assessed Value as a Percentage of Actual Value
\$ 271,191 0.21	\$ 939,529 0.72	\$ 1,790,113 (1.37)	\$ 129,832,928 100.00%	28.029%	\$ 12,018,042,400	1.080%
251,534 0.21	1,040,146 0.86	1,576,387 (1.31)	120,497,390 100.00%	29.785%	11,189,135,100	1.077%
224,307 0.21	1,071,195 0.99	1,115,686 (1.04)	108,123,453 100.00%	32.408%	10,013,341,000	1.080%
209,522 0.21	1,074,665 1.06	1,139,183 (1.12)	101,537,046 100.00%	34.342%	9,399,678,500	1.080%
185,960 0.19	1,121,697 1.14	1,139,339 (1.16)	98,433,996 100.00%	35.269%	9,121,473,200	1.079%
167,745 0.17	1,108,003 1.11	1,130,367 (1.14)	99,563,535 100.00%	34.653%	9,235,920,600	1.078%
166,072 0.16	1,144,562 1.12	1,170,572 (1.14)	102,609,266 100.00%	33.574%	9,548,387,800	1.075%
175,891 0.17	1,213,309 1.14	1,042,600 (0.98)	106,364,599 100.00%	32.308%	9,885,450,596	1.076%
232,899 0.22	1,286,454 1.19	1,018,439 (0.94)	108,132,969 100.00%	31.741%	10,077,476,226	1.073%
173,599 0.15	1,238,974 1.10	1,091,785 (0.97)	112,345,215 100.00%	32.689%	10,476,197,170	1.072%

(Unaudited)

**CROW WING COUNTY
DIRECT AND OVERLAPPING PROPERTY TAX RATES
LAST TEN FISCAL YEARS**

	Year Taxes Are Payable									
	2010	2011	2012	2013	2014	2015	2016	2017	2018	2019
County Direct Rates										
General revenue	13.468 %	14.515 %	15.398 %	17.422 %	18.303 %	18.483 %	17.953 %	16.575 %	15.684 %	16.175 %
Road and bridge	3.081	3.357	3.621	3.835	3.904	3.644	3.343	1.966	1.886	1.681
Community services	6.375	6.595	7.101	6.412	6.344	5.904	5.705	7.209	8.552	9.781
Capital Projects	-	-	1.742	1.855	0.917	0.906	1.048	1.241	0.390	-
Bonded debt	4.510	4.674	3.874	4.115	5.100	5.034	4.884	4.711	4.634	4.484
Transit system	0.028	0.030	0.033	0.034	0.036	0.035	0.014	0.002	0.002	-
Airport bonds	0.087	0.101	0.098	0.103	0.101	0.090	0.087	0.084	0.082	0.079
Library	0.480	0.513	0.541	0.566	0.564	0.557	0.540	0.520	0.511	0.489
Total direct rate	28.029 %	29.785 %	32.408 %	34.342 %	35.269 %	34.653 %	33.574 %	32.308 %	31.741 %	32.689 %
Cities										
Baxter	43.975 %	48.422 %	51.474 %	53.613 %	54.563 %	53.281 %	53.426 %	50.313 %	51.423 %	52.949 %
Brainerd	45.839	48.003	54.540	58.941	64.879	71.659	74.579	75.058	77.420	80.385
Breezy Point	33.137	33.895	39.281	42.202	44.389	44.175	42.683	42.454	42.870	42.048
Crosby	99.464	102.835	123.070	123.670	121.245	117.873	116.408	106.766	103.187	104.352
Crosslake	17.516	19.496	21.287	22.900	23.824	24.518	27.643	28.134	29.088	30.157
Cuyuna	33.680	37.081	49.064	54.002	57.443	60.047	55.893	57.466	61.128	57.432
Deerwood	70.807	74.769	88.211	92.043	92.880	93.798	95.337	95.395	90.776	95.971
Emily	25.747	27.813	30.934	35.833	40.146	41.507	39.278	41.665	41.632	41.457
Fifty Lakes	19.639	21.635	24.451	24.177	24.122	24.944	24.390	23.480	23.452	22.305
Fort Ripley	20.665	21.830	24.692	25.063	26.224	25.202	26.339	27.830	27.577	29.068
Garrison	55.249	60.063	66.237	71.709	68.487	67.769	69.215	71.537	70.426	71.531
Ironton	109.463	117.350	161.394	155.436	146.417	156.855	115.073	126.202	108.297	105.692
Jenkins	48.620	49.007	51.425	54.264	56.787	62.062	57.126	56.120	56.748	58.132
Manhattan Beach	23.781	26.365	28.272	26.618	26.541	27.011	27.094	23.602	23.999	22.060
Nisswa	21.253	23.421	26.804	29.058	30.996	31.029	30.778	30.428	31.577	33.215
Pequot Lakes	67.190	69.311	74.466	75.464	71.181	63.037	57.118	56.577	57.140	57.385
Riverton	48.660	47.316	54.056	43.619	46.641	45.075	46.551	42.496	40.409	38.454
Trommald	30.074	31.137	39.082	44.387	45.947	46.111	44.676	42.711	40.829	39.794
Townships										
Bay Lake fire district 1	5.340	5.404	5.848	5.856	6.148	6.446	9.343	9.037	9.706	8.825
Bay Lake fire district 2	5.398	5.863	6.352	6.419	6.652	6.797	9.938	9.603	9.482	9.224
Center	13.398	13.994	15.826	17.601	17.644	17.429	17.334	16.397	16.160	16.403
Crow Wing	25.617	20.283	20.136	19.725	20.483	21.529	20.152	30.875	29.795	27.252
Daggett Brook	19.421	20.861	25.377	26.528	24.230	25.005	23.794	22.614	20.700	18.062
Deerwood	10.415	10.990	12.412	13.365	15.624	17.074	17.356	17.347	17.964	20.059
Fairfield	16.638	17.378	19.470	20.867	21.821	21.925	21.436	21.868	21.191	20.102
Fort Ripley	17.386	17.013	18.894	20.162	16.907	14.039	13.532	5.660	7.867	12.501
Gail Lake	6.194	6.464	7.042	7.391	10.232	10.415	10.090	9.780	9.522	9.191
Garrison	10.821	11.655	12.603	13.417	13.747	14.003	16.476	17.999	19.882	21.704
Ideal	7.264	8.171	8.750	9.965	10.324	10.537	10.610	10.452	10.723	10.250
Irondale	38.388	40.816	45.381	46.983	51.190	50.748	47.054	45.366	44.401	45.161
Jenkins	10.688	9.521	9.570	13.185	10.784	13.094	13.077	12.425	11.823	10.942
Lake Edward	7.615	7.836	8.866	9.344	9.714	9.607	9.315	9.032	8.836	8.367
Little Pine	21.725	22.355	25.683	25.935	26.908	33.396	31.105	31.228	29.022	29.134
Long Lake	10.019	12.356	14.333	14.595	16.507	17.408	16.630	17.300	17.663	15.922
Maple Grove	8.176	8.806	9.845	11.487	12.763	13.002	11.780	10.381	10.039	9.990
Mission	11.088	13.594	15.198	15.328	17.642	18.045	18.483	18.665	17.329	17.768
Nokay Lake	19.867	21.626	22.811	23.422	25.591	25.746	25.894	24.949	29.182	31.504
Oak Lawn	16.366	17.402	20.023	21.044	21.863	22.149	20.286	19.252	19.176	18.098
Pelican	7.262	8.674	9.295	8.981	9.186	10.217	10.687	11.253	11.975	12.090
Perry Lake	6.095	7.076	8.703	9.678	10.689	11.797	12.259	12.166	12.142	11.894
Platte Lake	12.506	14.257	16.560	17.466	18.115	18.370	17.704	24.459	17.341	16.829
Rabbit Lake	23.618	26.339	28.977	30.719	30.696	30.840	30.255	28.294	28.460	27.096
Roosevelt	13.369	14.241	17.294	18.759	19.988	20.180	25.045	25.019	24.000	18.064
Ross Lake	7.096	7.456	9.293	9.979	11.309	10.998	9.623	9.929	10.848	10.955
St. Mathias	17.122	19.106	20.797	22.251	23.674	25.096	25.889	24.019	24.830	24.105
Timothy	5.898	6.328	5.779	6.294	6.514	6.622	6.618	6.566	6.565	6.480
Wolford	12.003	12.876	13.393	14.355	16.349	15.892	15.787	15.804	16.919	16.669
Unorganized - Dean Lake	10.640	14.794	19.233	27.003	31.214	33.972	32.889	35.055	34.462	34.471
Unorganized - 1st Asmnt	7.665	8.426	8.769	9.551	10.300	10.231	9.938	10.360	11.169	11.816
School Districts										
001 - Aitkin	2.727	2.825	2.868	3.135	3.029	3.400	4.604	4.030	4.435	4.068
181 - Brainerd	20.952	21.820	23.638	24.415	24.952	25.520	25.443	24.739	24.833	29.988
182 - Crosby	11.360	12.364	14.171	14.656	15.452	15.291	15.056	15.087	15.536	15.524
186 - Pequot Lakes	8.590	9.261	12.745	14.667	14.807	13.768	14.019	12.954	12.833	12.809
480 - Onamia	12.412	12.952	18.326	20.246	19.415	13.622	22.369	19.704	19.837	21.572
482 - Little Falls	14.955	12.060	18.237	15.624	14.160	14.648	14.544	21.395	21.104	21.060
484 - Pierz	15.857	15.358	18.383	21.096	21.089	19.595	18.695	18.789	16.672	28.851
2174 - Pine River	4.430	4.544	4.956	5.027	6.332	6.060	6.560	5.447	7.022	6.741
Special Districts										
Region five	0.095	0.106	0.119	0.128	0.133	0.133	0.131	0.131	0.134	0.133
County HRA	0.049	0.053	0.058	0.062	0.064	0.063	0.062	0.103	0.101	0.098
Cuyuna hospital district	0.881	0.938	1.057	1.125	1.181	1.174	1.141	1.114	1.083	1.052
Thirty lakes watershed	1.317	1.191	1.152	-	-	-	-	-	-	-
Brainerd HRA	1.554	1.671	1.836	1.625	1.677	1.702	1.669	1.687	1.725	1.719
Pequot Lakes HRA	1.031	1.037	1.378	1.399	1.483	1.442	1.406	1.355	1.334	1.292
Mille Lacs sewer district	4.852	8.719	13.577	20.817	21.676	21.766	23.062	22.968	22.593	22.025

Source: Land Services

(Unaudited)

**CROW WING COUNTY
PRINCIPAL PROPERTY TAXPAYERS
CURRENT YEAR AND NINE YEARS AGO**

Taxpayer	2019			2010		
	Net Tax Capacity Value	Rank	Percentage of Total Taxable Net Tax Capacity Value	Net Tax Capacity Value	Rank	Percentage of Total Taxable Net Tax Capacity Value
Minnesota Power and Light	\$ 797,065	1	0.71 %	\$ 343,924	3	0.27 %
Burlington Northern Santa Fe Railroad	638,858	2	0.57			
Brainerd Lakes Integrated Health	631,928	3	0.56	268,430	9	0.21
Etoc Co. Inc.	536,834	4	0.48	282,657	6	0.22
Mills Property Investments LLC	522,219	5	0.46			
Northern States Power	490,722	6	0.44	292,312	5	0.23
SUSO 2 Brainerd LP	472,496	7	0.42			
Mills Properties Inc.	348,215	8	0.31	876,042	1	0.68
Great River Energy	326,864	9	0.29	281,370	7	0.22
Crow Wing Coop Power & Light	308,747	10	0.27			
Potlatch Forest Holdings				302,954	4	0.23
Whitebitch Inc.				348,754	2	0.27
KTJ Limited Partnership				278,086	8	0.22
Wal-Mart Stores Inc.				258,077	10	0.20
Total	<u>\$ 5,073,948</u>		<u>4.51 %</u>	<u>\$ 3,532,606</u>		<u>2.75 %</u>

Source: Land Services; 2010 Comprehensive Annual Financial Report

(Unaudited)

**CROW WING COUNTY
PROPERTY TAX LEVIES AND COLLECTIONS
LAST TEN FISCAL YEARS**

Fiscal Year Ended December 31	Taxes Levied for the Fiscal Year¹	Collected within the Fiscal Year of the Levy		Collections in Subsequent Years	Total Collections to Date	
		Amount	Percentage of Levy		Amount	Percentage of Levy
2010	\$ 34,036,631	\$ 33,063,192	97.14 %	\$ 944,152	\$ 34,007,344	99.91 %
2011	33,443,998	32,694,209	97.76	679,111	33,373,320	99.79
2012	34,156,910	33,461,342	97.96	639,222	34,100,564	99.84
2013	34,031,875	33,420,595	98.20	558,229	33,978,824	99.84
2014	33,998,443	33,431,295	98.33	516,988	33,948,283	99.85
2015	33,812,569	33,267,090	98.39	431,068	33,698,158	99.66
2016	33,803,532	33,284,458	98.46	401,060	33,685,518	99.65
2017	33,759,283	33,299,392	98.64	311,699	33,611,091	99.56
2018	33,735,266	33,252,082	98.57	377,032	33,629,114	99.69
2019	35,947,543	35,055,616	97.52	-	35,055,616	97.52

Source: Land Services

¹The net levy has been adjusted for abatements and additions

(Unaudited)

CROW WING COUNTY
RATIOS OF OUTSTANDING DEBT BY TYPE
LAST TEN FISCAL YEARS

Fiscal Year	Governmental Activities				Total Primary Government	Percentage of Personal Income (1)	Per Capita (1)
	General Obligation Bonds	Revenue Notes (3)	Lease Payable to Component Unit	Capital Lease			
2010	\$ 46,245,061	\$ -	\$ -	\$ 1,295,850	\$ 47,540,911	2.30 %	\$ 759
2011	41,778,708	-	-	1,232,250	43,010,958	1.96	686
2012	38,045,839	-	-	1,097,100	39,142,939	1.73	623
2013	33,636,404	-	-	1,009,650	34,646,054	1.49	549
2014	28,740,498	-	-	916,900	29,657,398	1.20	469
2015	24,369,592	136,850	-	824,150	25,330,592	0.98	399
2016	19,818,686	182,080	-	728,750	20,729,516	0.77	324
2017	15,082,780	179,364	-	630,700	15,892,844	0.58	248
2018	10,156,876	-	-	530,000	10,686,876	0.36	165
2019	5,023,471	-	-	429,300	5,452,771	N/A (2)	84

Source: Administrative Services. Additional details regarding the County's outstanding debt can be found in the notes to the financial statements.

(1) See Demographic and Economics Statistics schedule for population and personal income data.

(2) Personal income data for 2017 is unavailable at this time.

(3) The draw down of the Revenue Notes is recorded in the County's Capital Project Fund, as per the terms of the agreement with the Minnesota Public Facilities Authority. Payment of the Revenue notes will consist of repayments from the North Long Lake Sanitary Sewer District.

(Unaudited)

CROW WING COUNTY
RATIOS OF NET GENERAL BONDED DEBT OUTSTANDING
LAST TEN FISCAL YEARS

Fiscal Year	General Obligation Bonds (1)	Revenue Notes (2)	Subtotal	Less: Amounts Available in Debt Service Fund (3)	Total	Percentage of Estimated Actual Taxable Value of Property (4)	Per Capita
2010	\$ 46,245,061	\$ -	\$ 46,245,061	\$ 3,713,400	\$ 42,531,661	0.35 %	\$ 679
2011	41,778,708	-	41,778,708	3,790,000	37,988,708	0.34	606
2012	38,045,839	-	38,045,839	2,360,000	35,685,839	0.36	568
2013	33,636,404	-	33,636,404	4,415,000	29,221,404	0.31	463
2014	28,740,498	-	28,740,498	3,890,000	24,850,498	0.27	393
2015	24,369,592	136,850	24,506,442	3,995,000	20,511,442	0.22	323
2016	19,818,686	182,080	20,000,766	4,180,000	15,820,766	0.17	247
2017	15,082,780	179,364	15,262,144	4,370,000	10,892,144	0.11	170
2018	10,156,876	-	10,156,876	4,577,500	5,579,376	0.06	86
2019	5,023,471	-	5,023,471	4,797,500	225,971	0.00	3

Source: Administrative Services. Additional details regarding the County's outstanding debt can be found in the notes to the financial statements.

(1) Net of original issuance discounts and premiums

(2) The draw down of the Revenue Notes is recorded in the County's Capital Project Fund, as per the terms of the agreement with the Minnesota Public Facilities Authority. Payment of the Revenue notes will consist of repayments from the North Long Lake Sanitary Sewer District.

(3) This is the amount restricted for debt service principal payments

(4) See the Schedule of Assessed Value and Estimated Actual Value of Taxable Property

(Unaudited)

CROW WING COUNTY
DIRECT AND OVERLAPPING GOVERNMENTAL ACTIVITIES DEBT
AS OF DECEMBER 31, 2019

Governmental Unit	Debt Outstanding	Estimated Percentage Applicable¹	Estimated Share of Overlapping Debt
Direct debt			
Crow Wing County	\$ 5,452,771	100.000 %	\$ 5,452,771
Overlapping debt			
School district 1 - Aitkin	\$ 3,350,000	7.155 %	\$ 239,693
School district 181 - Brainerd	209,940,000	85.396	179,280,362
School district 182 - Crosby	5,680,000	99.998	5,679,886
School district 186 - Pequot Lakes	37,840,000	95.384	36,093,306
School district 480 - Onamia	9,546,075	19.636	1,874,467
School district 482 - Little Falls	29,715,000	0.035	10,400
School district 484 - Pierz	17,120,000	0.351	60,091
School district 2174 - Pine River-Backus	5,158,346	41.956	2,164,236
Garrison-Kathio-West Mille Lacs Lake Sanitary Sewer District	4,771,023	61.890	2,952,786
Total overlapping debt	\$ 323,120,444		\$ 228,355,227
Total debt	<u>\$ 328,573,215</u>		<u>\$ 233,807,998</u>

Source: Land Services; 2019 Bonded Indebtedness Reporting

¹Applicable percentages were estimated by determining the portion of the governmental unit's net tax capacity that is within the County's boundaries and dividing it by each unit's total net tax capacity.

(Unaudited)

**CROW WING COUNTY
LEGAL DEBT MARGIN INFORMATION
LAST TEN FISCAL YEARS**

	Fiscal Year			
	2010	2011	2012	2013
Market value of taxable property	\$ 12,018,042,400	\$ 11,189,135,100	\$ 10,013,341,000	\$ 9,399,678,500
Debt limit (3% of market value)	\$ 360,541,272	\$ 335,674,053	\$ 300,400,230	\$ 281,990,355
Debt applicable to limit:				
General obligation bonds	\$ 46,075,000	\$ 41,778,708	\$ 37,917,500	\$ 30,257,500
Revenue notes	-	-	-	-
Less: Amount set aside for repayment of general obligation debt	(5,805,426)	(6,018,326)	(4,674,240)	(5,075,811)
Total net debt applicable to limit	\$ 40,269,574	\$ 35,760,382	\$ 33,243,260	\$ 25,181,689
Legal debt margin	\$ 320,271,698	\$ 299,913,671	\$ 267,156,970	\$ 256,808,666
Total net debt applicable to the limit as a percentage of the debt limit	11.17%	10.65%	11.07%	8.93%

Source: Land Services; Comprehensive Annual Financial Report

(Unaudited)

Fiscal Year					
2014	2015	2016	2017	2018	2019
\$ 9,121,473,200	\$ 9,235,920,600	\$ 9,548,387,800	\$ 9,885,450,596	\$ 10,077,476,226	\$ 10,476,197,170
\$ 273,644,196	\$ 277,077,618	\$ 286,451,634	\$ 296,563,518	\$ 302,324,287	\$ 314,285,915
\$ 25,917,500 -	\$ 22,102,500 136,850	\$ 18,107,500 182,080	\$ 13,927,500 179,364	\$ 9,557,500 -	\$ 4,980,000 -
(4,454,886)	(4,540,823)	(4,627,998)	(4,713,769)	(4,801,263)	(1,675,000)
\$ 21,462,614	\$ 17,698,527	\$ 13,661,582	\$ 9,393,095	\$ 4,756,237	\$ 3,305,000
\$ 252,181,582	\$ 259,379,091	\$ 272,790,052	\$ 287,170,423	\$ 297,568,050	\$ 310,980,915
7.84%	6.39%	4.77%	3.17%	1.57%	1.05%

(Unaudited)

**CROW WING COUNTY
DEMOGRAPHIC AND ECONOMIC STATISTICS
LAST TEN CALENDAR YEARS**

Year	(1) (5) Population	(1) (5) Personal Income	(1) (5) Per Capita Personal Income	(2) (5) Annual Average Labor Force	(3) (5) School Enrollment	(2) (5) Unemployment Rate
2010	62,604	\$ 2,065,644,000	\$ 32,995	32,033	9,652	9.5 %
2011	62,662	2,189,476,000	34,941	31,556	9,466	8.7
2012	62,854	2,260,488,000	35,964	30,912	9,501	7.6
2013	63,075	2,324,633,000	36,855	31,397	9,610	6.8
2014	63,220	2,472,709,000	39,113	31,351	9,365	5.8
2015	63,428	2,582,156,000	40,710	31,262	9,352	5.2
2016	63,940	2,678,279,000	41,887	31,636	9,411	5.1
2017	64,000	2,755,387,000	42,770	32,038	9,508	4.6
2018	64,889	2,959,558,000	45,610	32,069	9,805	5.2
2019	65,055 (6)	- (4)	- (4)	32,232	9,971	4.3

(1) Source: US Department of Commerce, Bureau of Economic Analysis

(2) Source: Minnesota Department of Employment and Economic Development

(3) Source: Minnesota Department of Education

(4) Not available at this time

(5) Annual data is only an estimate and subject to change.

(6) Source: Minnesota State Demographic Center

(Unaudited)

**CROW WING COUNTY
PRINCIPAL EMPLOYERS
CURRENT YEAR AND NINE YEARS AGO**

Taxpayer	2018*			2010		
	Employees	Rank	Percentage of Total County Employment	Employees	Rank	Percentage of Total County Employment
Essentia Health - Central Region ¹	1,496	1	4.7 %	1,250	2	3.8 %
Grand View Lodge Resort & Spa ²	997	2	3.2	550	4	1.7
Cuyuna Regional Medical Center	973	3	3.1	700	3	2.1
Independent School District 181	900	4	2.8	1,730	1	5.3
Clow Stamping	545	5	1.7			
Breezy Point Resort	525	6	1.7			
Madden's Inc. ²	500	7	1.6	418	8	1.3
Ascensus ³	480	8	1.5	450	6	1.4
Crow Wing County	471	9	1.5	450	7	1.4
Cragun's Resort ²	408	10	1.3			
Wal-Mart Supercenter				454	5	1.4
Central Lakes Community College				304	9	0.9
Mills Companies				276	10	0.8
Total	<u>7,295</u>		<u>23.1 %</u>	<u>6,582</u>		<u>20.1 %</u>

Source: Brainerd Lakes Area Economic Development Corporation (BLAEDC); bonding documents

*2019 data was not available; 2018 was used.

¹ Formerly St. Joseph's Medical Center

² Employee numbers indicate seasonal peak.

³ Formerly owned by Universal Pensions & Bisys Retirement Services.

(Unaudited)

CROW WING COUNTY
FULL-TIME EQUIVALENT COUNTY GOVERNMENT
EMPLOYEES BY FUNCTION/PROGRAM
LAST TEN FISCAL YEARS

Function/Program	Full-Time Equivalent Employees			
	2010	2011	2012	2013
General government	98.2	92.1	93.8	95.9
Public safety	121.8	119.5	120.2	122.6
Highways and streets	39.2	38.2	36.2	36.5
Sanitation	1.0	-	-	-
Health and human services ¹	131.5	129.7	129.9	130.0
Health ¹	20.3	18.6	17.8	17.0
Culture and recreation	0.3	0.8	0.8	0.7
Conservation of natural resources	8.1	9.0	8.7	8.8
Landfill enterprise fund	<u>2.0</u>	<u>1.3</u>	<u>1.3</u>	<u>1.2</u>
Total Full-Time Equivalents	<u><u>422.4</u></u>	<u><u>409.2</u></u>	<u><u>408.7</u></u>	<u><u>412.7</u></u>

Source: Administrative Services

¹ In 2015 Crow Wing County combined the functions of Health and Human Services.

(Unaudited)

Full-Time Equivalent Employees					
2014	2015	2016	2017	2018	2019
98.1	100.9	95.0	95.8	99.1	107.3
122.1	127.5	141.8	151.1	154.3	158.3
36.8	36.7	35.9	37.1	37.2	35.5
-	-	-	-	-	-
128.0	142.0	148.6	150.5	153.4	156.0
15.5	-	-	-	-	-
0.8	0.2	0.9	1.1	0.8	1.3
9.5	6.3	8.5	8.4	12.5	12.7
1.3	2.0	1.3	1.3	1.5	2.4
<u>412.1</u>	<u>415.6</u>	<u>432.0</u>	<u>445.3</u>	<u>458.8</u>	<u>473.5</u>

(Unaudited)

CROW WING COUNTY
OPERATING INDICATORS BY FUNCTION/PROGRAM
LAST TEN FISCAL YEARS

Function/Program	Fiscal Year			
	2010	2011	2012	2013
General Government				
Customer Services				
Birth Certificates	2,906	2,442	2,560	2,611
Marriage Licenses	433	411	454	462
Marriage Certificates	330	370	356	368
Notary Registrations	397	133	137	131
Abstract Documents	16,106	14,846	17,384	16,513
Torrens Documents	5,363	4,579	5,588	5,137
Warranty Deeds	1,757	1,672	1,946	2,114
Foreclosures	388	360	273	192
Environmental Services				
Township Permits Issued (All Types)	772	752	991	815
Information Technology				
Computers Purchased	103	88	128	63
Telephones Purchased	49	19	-	17
iPads/Tablets Purchased	-	-	-	-
Work Orders Completed	5,810	4,160	3,905	3,281
Assessing Services				
Number of Parcels	81,172	81,724	82,100	82,181
Number of Improved Parcels	41,863	41,882	42,227	42,414
Number of Personal Property Parcels	1,416	1,408	1,465	1,451
Number of Exempt Parcels	9,053	8,052	8,705	8,846
All Property Notices Printed (Except Exempt)	73,468	73,561	73,569	73,548
Public Safety				
Sheriff				
Part I Crimes	476	614	695	706
Part II Crimes	803	879	834	818
Non Reportable Crimes/Incidents	16,752	19,610	21,043	22,154
Dispatch				
911 Emergency Calls	31,197	31,684	35,176	28,566
Jail				
Average Monthly Bookings	285	277	280	276
Average Monthly Inmate Population	135	128	137	165
Highways and Streets				
Miles of Overlay	8	6	11	11
Miles of Construction	5	6	4	-
Tons of Crushing	40,000	-	35,000	3,223
Miles of Crack Sealing	40	49	37	17
Health and Human Services				
Health				
Family Health Contacts	9,432	9,127	8,768	7,839
Health Promotion Contacts	17,603	15,069	13,620	9,257
Disease Prevention & Control Immunizations (2)	4,054	3,074	1,772	1,660
Community Screenings (2)	267	51	42	43
Human Services				
Children In/Out of Home Placement	227	222	228	185
Persons Receiving DD Waivered Services	158	159	162	166
Child Support Cases	3,643	3,672	3,779	3,867
Financial Assistance Cases	5,623	6,598	6,433	6,030
Conservation of Natural Resources				
Solid Waste (Non-Landfill)				
Solid Waste (Non-Landfill) Funded Residential Recycling (Ton)	4,781	4,679	4,517	4,513
Commercial Recycling (Ton)	23,568	23,896	25,687	26,734
Solid Waste (Non-Landfill) - Problem Material Management				
Hazardous Waste (Ton)	51	50	62	57
Electronics (Ton)	152	152	144	136
Tires (Each)	7,145	8,461	8,828	6,175
White Goods (Each)	3,801	3,131	3,025	3,021
Used Oil (Gallon)	39,890	34,409	36,576	28,324
Mattresses Recycled (Each)	2,383	2,286	3,138	3,275
Sanitation				
Landfill				
Municipal Solid Waste Land filled SW376 (Ton)	35,557	35,933	36,563	38,286
Industrial Waste Land filled SW376 (Ton)	4,295	4,421	4,194	3,555
Demolition Waste Land filled SW440 (Cu Yd)	13,124	13,880	32,769	12,232

Source: Survey of County departments

(1)Due to computer conversion this data is based on 9 1/2 months of data.

(2)The County is no longer reporting on these indicators.

N/A - Data not available or not applicable.

(Unaudited)

Fiscal Year					
2014	2015	2016	2017	2018	2019
2,582	2,599	2,814	2,598	2,778	3,078
405	421	451	404	885	424
307	286	315	285	407	563
270	257	136	150	142	202
14,181	14,533	14,854	15,096	14,486	14,483
4,575	4,741	4,787	4,919	4,921	4,858
2,285	2,622	2,804	2,894	2,945	2,936
135	122	92	74	66	51
864	991	929	1,014	847	763
197	135	66	149	73	98
1	6	11	71	156	24
24	13	76	12	32	47
2,245	2,315	3,166	4,254	5,804	6,543
82,083	82,042	82,039	81,353	81,486	85,385
42,582	42,823	43,095	43,418	43,807	45,671
1,396	1,347	1,456	1,495	1,183	1,104
9,058	9,077	9,046	8,485	8,402	9,717
73,522	73,441	73,516	73,583	73,242	73,272
406	466	456	463	421	304
838	967	998	1,200	865	752
22,791	22,717	21,929	20,513	20,977	19,473
33,480	30,301	34,044	40,364	40,450	39,909
297	308	354	396	374	351
173	183	207	232	209	544
20	17	27	46	50	38
8	6	2	9	32	43
-	14,560	13,120	-	-	-
15	49	101	141	108	90
7,523	7,819	7,728	7,483	7,008	7,971
12,817	10,275	10,352	11,422	24,868	24,181
532	N/A	N/A	N/A	N/A	N/A
75	N/A	N/A	N/A	N/A	N/A
188	184	255	254	297	243
163	167	171	167	162	165
3,707	3,524	3,319	3,305	3,423	3,428
8,409	9,796	9,530	10,184	9,928	9,701
4,871	4,583	4,464	3,435	3,825	3,999
39,010	40,770	42,358	59,640	20,756	33,746
58	49	56	61	71	64
156	186	207	212	180	158
6,393	6,942	8,789	6,870	6,966	6,901
3,149	3,699	4,098	4,213	4,056	3,977
30,431	18,172	42,177	39,474	2,913	2,913
3,645	3,993	4,299	4,708	4,784	4,600
40,508	42,660	45,359	46,776	47,217	47,291
3,418	4,043	3,911	3,244	4,406	4,706
13,714	13,849	12,789	10,081	8,178	7,498

(Unaudited)

CROW WING COUNTY
CAPITAL ASSET STATISTICS BY FUNCTION/PROGRAM
LAST TEN FISCAL YEARS

Function/Program	Fiscal Year			
	2010	2011	2012	2013
General Government				
Courthouse	1	1	1	1
Judicial Center	1	1	1	1
Central Services Building	1	1	1	1
Land Services Building (1)	1	1	1	1
Veteran's Services Vehicles	N/A	N/A	N/A	N/A
Facilities Vehicles and Motorized Equipment	N/A	N/A	N/A	N/A
Environmental Services Vehicles	N/A	N/A	N/A	N/A
Public Safety				
Vehicles, Boats, Trailers, and Motorized Equipment	84	84	83	82
Law Enforcement Center	1	1	1	1
Jails	1	1	1	1
Mobile Emergency Operations Centers	1	1	1	1
Highways and Streets				
Vehicles	71	67	64	61
Graders, Loaders and Heavy Trucks	32	32	32	30
Miles of County Roads	182	182	182	182
Miles of County State Aid Highways	380	380	380	380
Garage and Storage Buildings	12	11	11	11
Health and Human Services				
Community Services Building	1	1	1	1
Vehicles	N/A	N/A	N/A	N/A
Culture and Recreation				
Parks	4	4	4	4
Accesses	17	17	17	17
Recreational Trails	23	23	23	23
Vehicles and Motorized Equipment	N/A	N/A	N/A	N/A
Conservation of Natural Resources				
Vehicles and Motorized Equipment	N/A	N/A	N/A	N/A
Landfill Enterprise Fund				
Demolition Landfills	2	2	2	2

Source: Survey of County departments

N/A - Data not applicable or not available.

(1) The Land Services Building is used for general government, conservation of natural resources, and culture and recreation functions.

(Unaudited)

Fiscal Year					
2014	2015	2016	2017	2018	2019
1	1	1	1	1	1
1	1	1	1	1	1
1	1	1	1	1	1
1	1	1	1	1	1
N/A	2	2	3	3	3
N/A	9	9	11	11	10
N/A	5	6	5	5	8
82	85	81	77	82	77
1	1	1	1	1	1
1	1	1	1	1	1
1	2	2	2	2	2
60	60	67	67	68	67
30	29	30	23	27	27
177	177	168	168	166	166
380	380	377	377	377	377
11	11	11	12	11	11
1	1	1	1	1	1
N/A	9	9	9	10	9
4	4	4	4	5	5
17	16	16	17	17	17
23	23	23	23	23	23
N/A	4	2	1	1	N/A
N/A	8	13	12	12	8
2	2	2	2	2	2

(Unaudited)